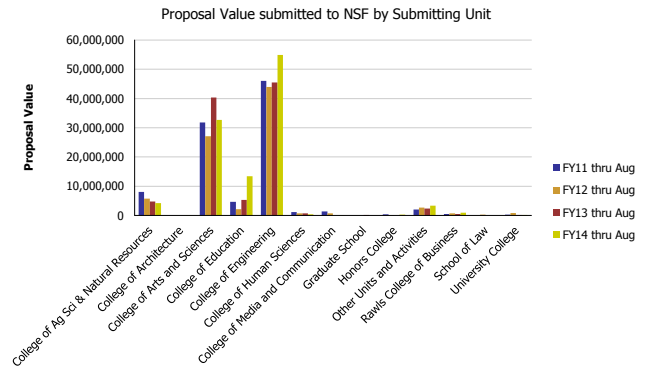
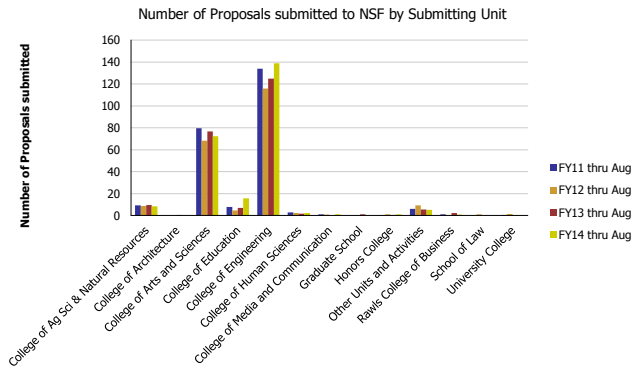
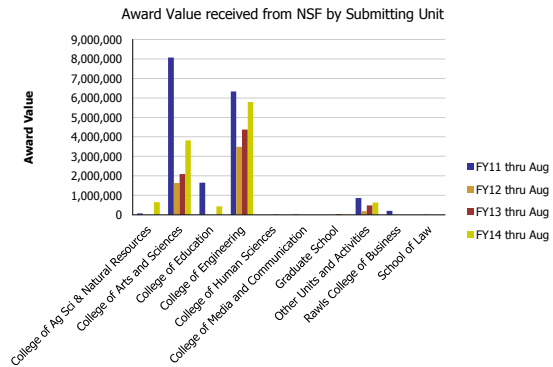
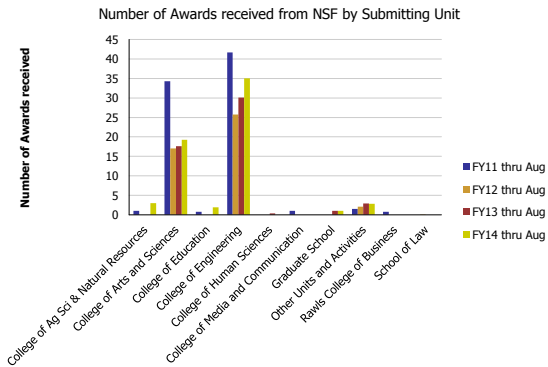


## Research Metrics through August FY14 (by Submitting Unit) NSF



Number of Proposals submitted	FY11 thru Aug	FY12 thru Aug	FY13 thru Aug	FY14 thru Aug	Proposal Value	FY11 thru Aug	FY12 thru Aug	FY13 thru Aug	FY14 thru Aug
College of Ag Sci & Natural Resources	9.20	8.58	9.43	8.33	College of Ag Sci & Natural Resources	8,106,017	5,733,260	4,742,796	4,200,465
College of Architecture			0.50	0.10	College of Architecture			0	72,000
College of Arts and Sciences	79.68	68.08	76.56	72.16	College of Arts and Sciences	31,841,455	27,112,900	40,374,624	32,743,981
College of Education	7.71	4.53	7.03	15.61	College of Education	4,622,053	2,189,594	5,320,771	13,442,994
College of Engineering	133.82	115.93	124.86	138.83	College of Engineering	46,021,481	43,920,979	45,450,084	54,871,707
College of Human Sciences	2.73	2.33	1.52	2.15	College of Human Sciences	1,187,437	757,742	780,044	374,697
College of Media and Communication	0.96	0.70		1.00	College of Media and Communication	1,332,789	780,730		24,386
Graduate School			1.00		Graduate School			126,000	
Honors College	0.20	1.00	0.50	1.00	Honors College	433,081	37,456	0	302,556
Other Units and Activities	6.10	9.14	5.33	5.01	Other Units and Activities	2,040,865	2,697,769	2,405,687	3,393,903
Rawls College of Business	1.20	0.20	2.12	0.66	Rawls College of Business	485,366	699,969	549,459	938,259
School of Law		1.10			School of Law		234,717		
University College	0.40	1.41	0.15	0.15	University College	238,997	784,410	149,660	149,968
<b>Total</b>	<b>242</b>	<b>213</b>	<b>229</b>	<b>245</b>	<b>Total</b>	<b>96,309,541</b>	<b>84,949,526</b>	<b>99,899,124</b>	<b>110,514,916</b>



Number of Awards received	FY11 thru Aug	FY12 thru Aug	FY13 thru Aug	FY14 thru Aug	Award Value	FY11 thru Aug	FY12 thru Aug	FY13 thru Aug	FY14 thru Aug
College of Ag Sci & Natural Resources	1.00			3.00	College of Ag Sci & Natural Resources	66,441			653,677
College of Arts and Sciences	34.27	17.05	17.59	19.23	College of Arts and Sciences	8,067,016	1,639,823	2,099,853	3,821,384
College of Education	0.80			1.91	College of Education	1,647,954			427,875
College of Engineering	41.63	25.75	30.08	35.05	College of Engineering	6,326,901	3,488,550	4,379,635	5,782,715
College of Human Sciences			0.40		College of Human Sciences			17,674	
College of Media and Communication	1.00			1.00	College of Media and Communication	20,144			
Graduate School			1.00	1.00	Graduate School			44,000	11,000
Other Units and Activities	1.55	2.10	2.93	2.81	Other Units and Activities	866,706	187,457	490,139	632,517
Rawls College of Business	0.75				Rawls College of Business	211,223			
School of Law		0.10			School of Law		29,997		
<b>Total</b>	<b>81</b>	<b>45</b>	<b>52</b>	<b>63</b>	<b>Total</b>	<b>17,206,386</b>	<b>5,345,826</b>	<b>7,031,301</b>	<b>11,329,168</b>