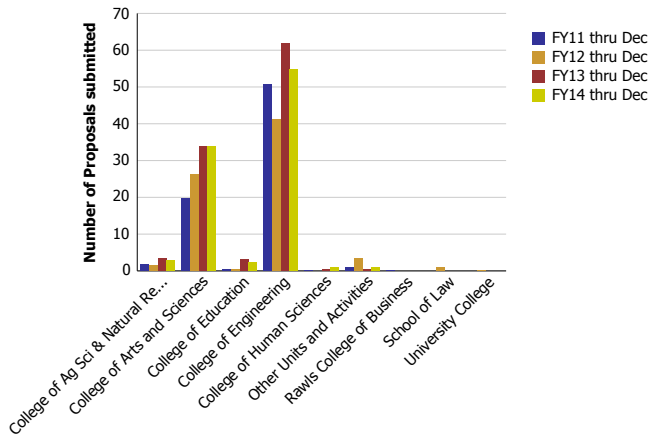
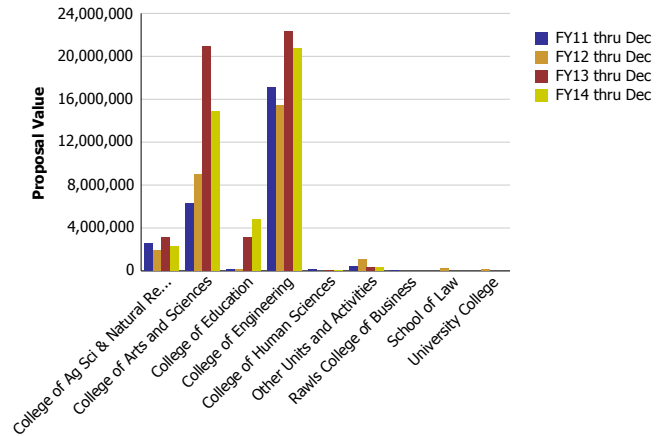


Research Metrics through December FY14 (by Submitting Unit) NSF

Number of Proposals submitted to NSF by Submitting Unit

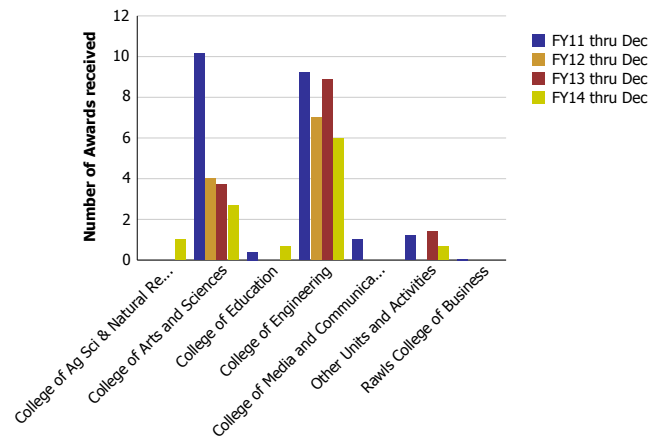


Proposal Value submitted to NSF by Submitting Unit

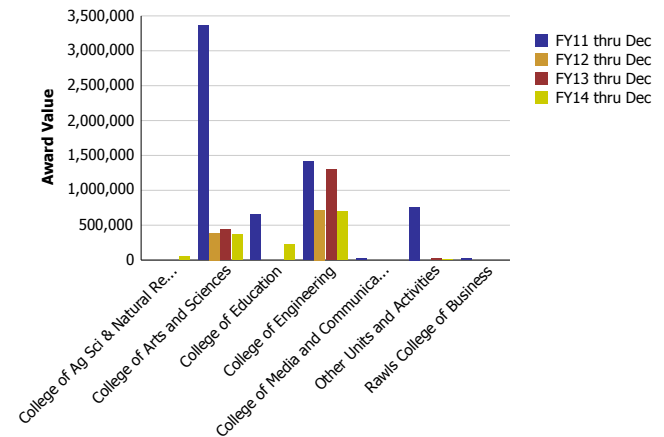


Number of Proposals submitted	FY11 thru Dec	FY12 thru Dec	FY13 thru Dec	FY14 thru Dec	Proposal Value	FY11 thru Dec	FY12 thru Dec	FY13 thru Dec	FY14 thru Dec
College of Ag Sci & Natural Resources	1.90	1.43	3.40	2.92	College of Ag Sci & Natural Resources	2,555,118	1,898,204	3,118,422	2,314,651
College of Arts and Sciences	19.77	26.16	33.88	33.94	College of Arts and Sciences	6,295,450	8,950,438	20,958,206	14,904,721
College of Education	0.33	0.40	3.17	2.30	College of Education	113,850	122,659	3,125,491	4,771,801
College of Engineering	50.74	41.23	61.75	54.87	College of Engineering	17,083,796	15,442,197	22,366,632	20,704,117
College of Human Sciences	0.20		0.40	1.00	College of Human Sciences	158,645		17,911	45,000
Other Units and Activities	1.01	3.53	0.40	0.97	Other Units and Activities	421,427	1,117,905	360,635	340,201
Rawls College of Business	0.05				Rawls College of Business	74,904			
School of Law		1.00			School of Law		204,720		
University College		0.25			University College		136,687		
Total	74	74	103	96	Total	26,703,191	27,872,810	49,947,298	43,080,490

Number of Awards received from NSF by Submitting Unit



Award Value received from NSF by Submitting Unit



Number of Awards received	FY11 thru Dec	FY12 thru Dec	FY13 thru Dec	FY14 thru Dec	Award Value	FY11 thru Dec	FY12 thru Dec	FY13 thru Dec	FY14 thru Dec
College of Ag Sci & Natural Resources				1.00	College of Ag Sci & Natural Resources				53,336
College of Arts and Sciences	10.15	4.00	3.70	2.68	College of Arts and Sciences	3,368,154	387,218	434,577	367,455
College of Education	0.40			0.68	College of Education	651,820			223,037
College of Engineering	9.20	7.00	8.88	5.97	College of Engineering	1,409,366	717,578	1,303,175	695,296
College of Media and Communication	1.00				College of Media and Communication	20,144			
Other Units and Activities	1.20		1.42	0.67	Other Units and Activities	761,705		21,700	2,955
Rawls College of Business	0.05				Rawls College of Business	20,750			
Total	22	11	14	11	Total	6,231,940	1,104,796	1,759,452	1,342,079