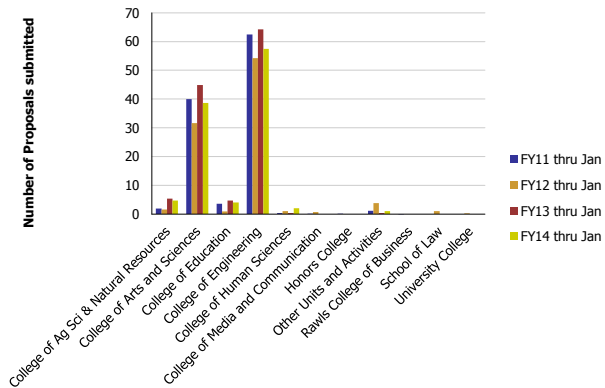
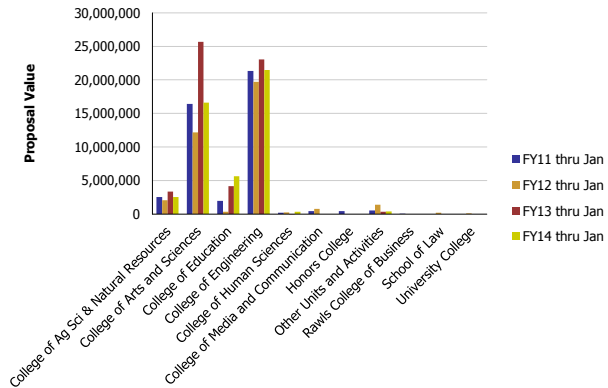


Research Metrics through January FY14 (by Submitting Unit) NSF

Number of Proposals submitted to NSF by Submitting Unit

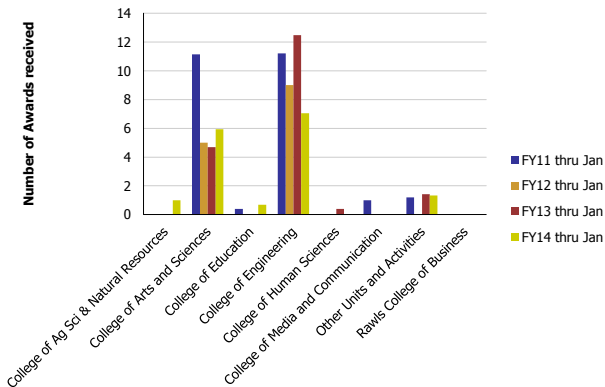


Proposal Value submitted to NSF by Submitting Unit

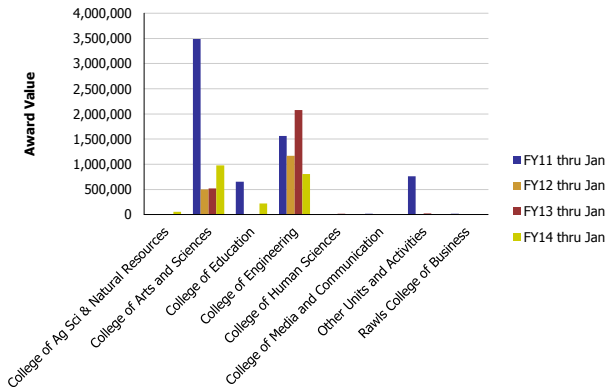


Number of Proposals submitted	FY11 thru Jan	FY12 thru Jan	FY13 thru Jan	FY14 thru Jan	Proposal Value	FY11 thru Jan	FY12 thru Jan	FY13 thru Jan	FY14 thru Jan
College of Ag Sci & Natural Resources	1.90	1.58	5.40	4.68	College of Ag Sci & Natural Resources	2,555,119	2,065,503	3,343,640	2,545,758
College of Arts and Sciences	39.97	31.61	44.88	38.64	College of Arts and Sciences	16,419,228	12,157,804	25,685,062	16,616,839
College of Education	3.63	0.90	4.67	4.10	College of Education	1,954,273	347,659	4,183,228	5,621,865
College of Engineering	62.44	54.18	64.25	57.49	College of Engineering	21,338,291	19,688,464	23,038,831	21,454,859
College of Human Sciences	0.40	1.00	0.40	2.00	College of Human Sciences	230,190	248,842	17,911	344,697
College of Media and Communication	0.20	0.70			College of Media and Communication	433,081	780,730		
Honors College	0.20				Honors College	433,081			
Other Units and Activities	1.21	3.78	0.40	1.09	Other Units and Activities	538,454	1,383,900	360,635	375,965
Rawls College of Business	0.05				Rawls College of Business	74,904			
School of Law		1.00			School of Law		204,720		
University College		0.25			University College		136,687		
Total	110	95	120	108	Total	43,976,620	37,014,309	56,629,308	46,959,983

Number of Awards received from NSF by Submitting Unit



Award Value received from NSF by Submitting Unit



Number of Awards received	FY11 thru Jan	FY12 thru Jan	FY13 thru Jan	FY14 thru Jan	Award Value	FY11 thru Jan	FY12 thru Jan	FY13 thru Jan	FY14 thru Jan
College of Ag Sci & Natural Resources				1.00	College of Ag Sci & Natural Resources				53,336
College of Arts and Sciences	11.15	5.00	4.70	5.93	College of Arts and Sciences	3,490,374	501,402	517,087	978,027
College of Education	0.40			0.68	College of Education	651,820			223,037
College of Engineering	11.20	9.00	12.48	7.05	College of Engineering	1,564,132	1,166,505	2,077,564	803,386
College of Human Sciences			0.40		College of Human Sciences			17,674	
College of Media and Communication	1.00				College of Media and Communication	20,144			
Other Units and Activities	1.20		1.42	1.34	Other Units and Activities	761,705		21,700	3,625
Rawls College of Business	0.05				Rawls College of Business	20,750			
Total	25	14	19	16	Total	6,508,926	1,667,907	2,634,025	2,061,410