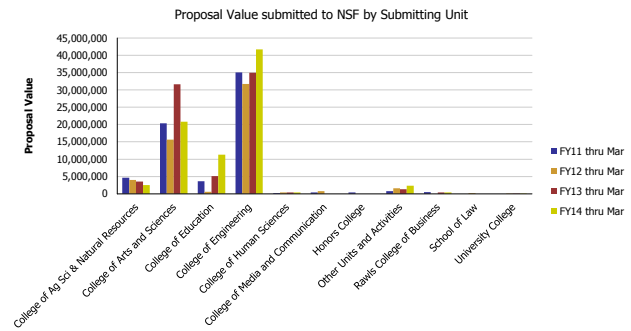
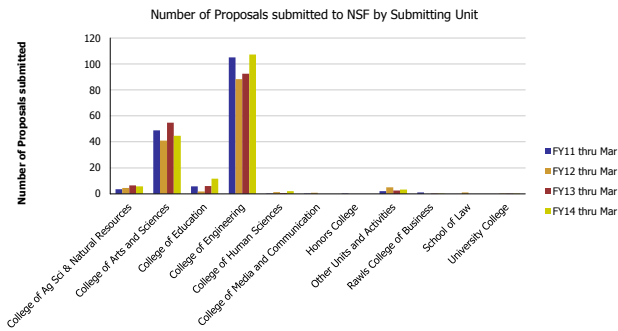
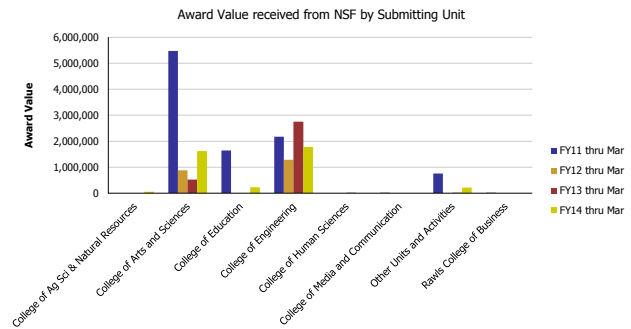
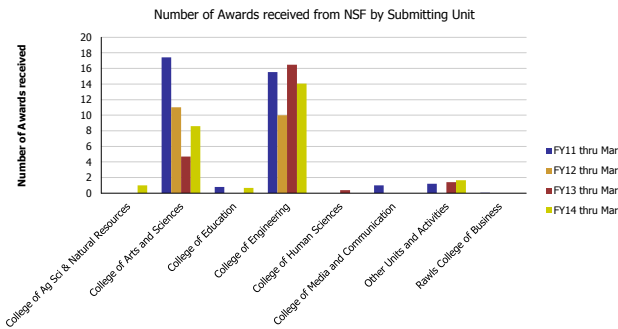


## Research Metrics through March FY14 (by Submitting Unit) NSF



Number of Proposals submitted	FY11 thru Mar	FY12 thru Mar	FY13 thru Mar	FY14 thru Mar	Proposal Value	FY11 thru Mar	FY12 thru Mar	FY13 thru Mar	FY14 thru Mar
College of Ag Sci & Natural Resources	3.60	4.58	6.43	5.68	College of Ag Sci & Natural Resources	4,669,003	3,973,674	3,495,804	2,552,758
College of Arts and Sciences	48.72	40.94	54.86	44.56	College of Arts and Sciences	20,301,925	15,659,101	31,595,540	20,839,443
College of Education	5.76	1.90	6.00	11.61	College of Education	3,591,859	572,657	5,074,551	11,262,439
College of Engineering	104.96	88.35	92.39	107.28	College of Engineering	35,025,578	31,666,198	34,965,684	41,696,062
College of Human Sciences	0.40	1.33	0.52	2.15	College of Human Sciences	230,190	355,964	377,883	374,697
College of Media and Communication	0.20	0.70			College of Media and Communication	433,081	780,730		
Honors College	0.20				Honors College	433,081			
Other Units and Activities	2.06	4.95	2.53	3.16	Other Units and Activities	743,454	1,551,688	1,311,018	2,342,615
Rawls College of Business	1.10		0.12	0.41	Rawls College of Business	476,919		359,972	431,238
School of Law		1.00			School of Law		204,720		
University College		0.25	0.15	0.15	University College		136,687	149,660	149,968
<b>Total</b>	<b>167</b>	<b>144</b>	<b>163</b>	<b>175</b>	<b>Total</b>	<b>65,905,090</b>	<b>54,901,421</b>	<b>77,330,111</b>	<b>79,649,220</b>



Number of Awards received	FY11 thru Mar	FY12 thru Mar	FY13 thru Mar	FY14 thru Mar	Award Value	FY11 thru Mar	FY12 thru Mar	FY13 thru Mar	FY14 thru Mar
College of Ag Sci & Natural Resources				1.00	College of Ag Sci & Natural Resources				53,336
College of Arts and Sciences	17.42	11.00	4.70	8.60	College of Arts and Sciences	5,479,897	874,201	517,087	1,622,765
College of Education	0.80			0.68	College of Education	1,647,954			223,037
College of Engineering	15.53	10.00	16.48	14.05	College of Engineering	2,167,385	1,286,505	2,753,799	1,777,092
College of Human Sciences			0.40		College of Human Sciences			17,674	
College of Media and Communication	1.00				College of Media and Communication	20,144			
Other Units and Activities	1.20		1.42	1.67	Other Units and Activities	761,705		21,700	216,485
Rawls College of Business	0.05				Rawls College of Business	20,750			
<b>Total</b>	<b>36</b>	<b>21</b>	<b>23</b>	<b>26</b>	<b>Total</b>	<b>10,097,836</b>	<b>2,160,706</b>	<b>3,310,260</b>	<b>3,892,714</b>