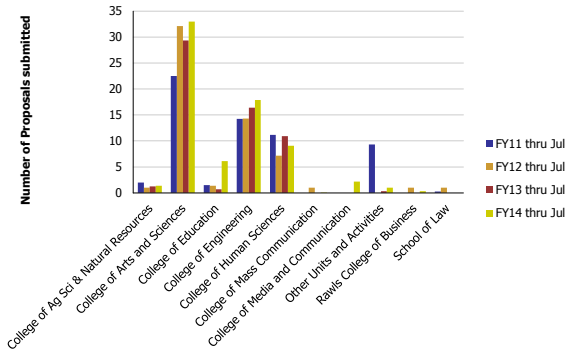
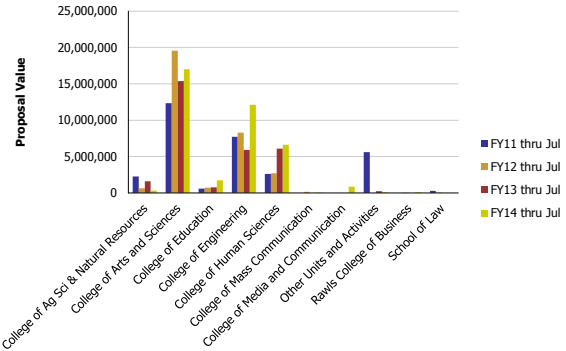


Research Metrics through July FY14 (by Faculty Home Department) (NIH)

Number of Proposals submitted to NIH by Faculty Home Department

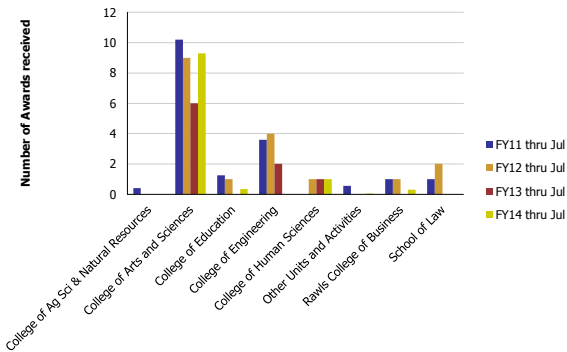


Proposal Value submitted to NIH by Faculty Home Department

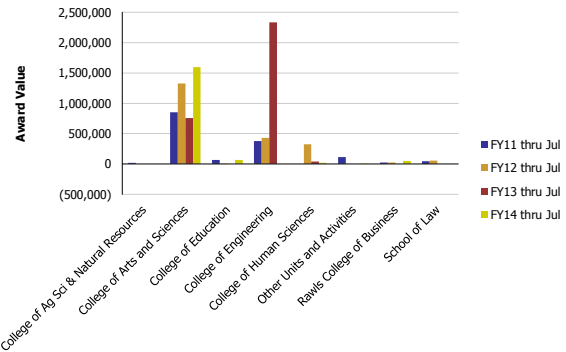


Number of Proposals submitted	FY11 thru Jul	FY12 thru Jul	FY13 thru Jul	FY14 thru Jul	Proposal Value	FY11 thru Jul	FY12 thru Jul	FY13 thru Jul	FY14 thru Jul
College of Ag Sci & Natural Resources	2.00	1.00	1.25	1.40	College of Ag Sci & Natural Resources	2,277,635	643,402	1,581,567	308,029
College of Arts and Sciences	22.50	32.10	29.35	32.98	College of Arts and Sciences	12,342,820	19,535,068	15,363,917	16,998,025
College of Education	1.50	1.40	0.70	6.10	College of Education	593,955	739,757	776,925	1,733,949
College of Engineering	14.25	14.31	16.40	17.87	College of Engineering	7,704,952	8,293,808	5,928,769	12,108,121
College of Human Sciences	11.15	7.19	10.95	9.05	College of Human Sciences	2,617,746	2,678,456	6,080,692	6,612,130
College of Mass Communication		1.00		0.10	College of Mass Communication		130,548		38,990
College of Media and Communication				2.20	College of Media and Communication				839,047
Other Units and Activities	9.35		0.35	1.00	Other Units and Activities	5,603,589		218,785	109,539
Rawls College of Business		1.00		0.30	Rawls College of Business		24,776		91,498
School of Law	0.25	1.00			School of Law	295,022	51,121		
Total	61	59	59	71	Total	31,435,719	32,096,935	29,950,656	38,839,328

Number of Awards received from NIH by Faculty Home Department



Award Value received from NIH by Faculty Home Department



Number of Awards received	FY11 thru Jul	FY12 thru Jul	FY13 thru Jul	FY14 thru Jul	Award Value	FY11 thru Jul	FY12 thru Jul	FY13 thru Jul	FY14 thru Jul
College of Ag Sci & Natural Resources	0.40				College of Ag Sci & Natural Resources	20,000			
College of Arts and Sciences	10.20	9.00	6.00	9.30	College of Arts and Sciences	851,349	1,326,722	759,265	1,597,524
College of Education	1.25	1.00		0.35	College of Education	65,510	(3,570)		65,125
College of Engineering	3.60	4.00	2.00		College of Engineering	379,483	431,174	2,337,587	18,878
College of Human Sciences		1.00	1.00	1.00	College of Human Sciences		325,788	37,564	18,878
Other Units and Activities	0.55			0.05	Other Units and Activities	115,523			9,304
Rawls College of Business	1.00	1.00		0.30	Rawls College of Business	25,025	24,776		47,485
School of Law	1.00	2.00			School of Law	45,567	54,651		
Total	18	18	9	11	Total	1,502,457	2,159,541	3,134,416	1,738,315