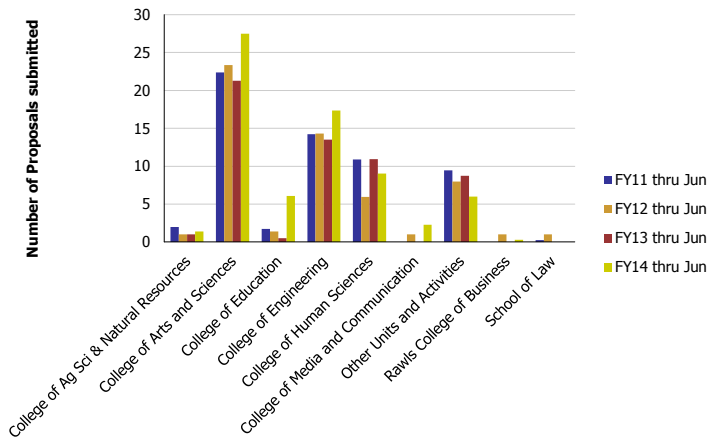
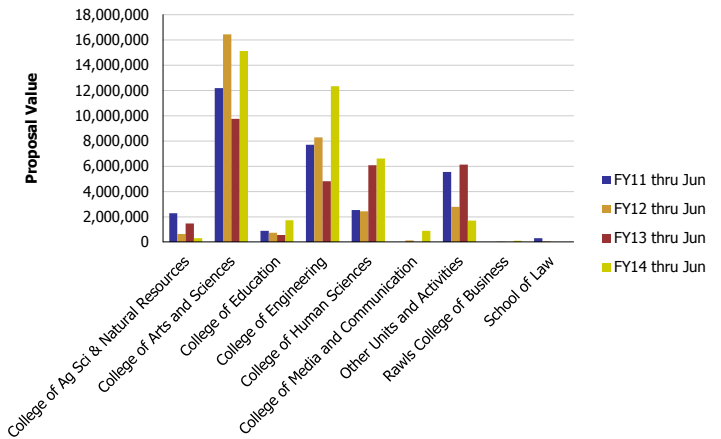


## Research Metrics through June FY14 (by Submitting Unit) NIH

Number of Proposals submitted to NIH by Submitting Unit

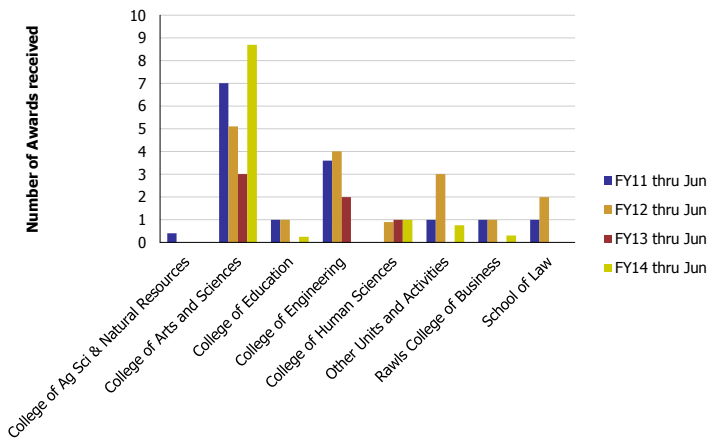


Proposal Value submitted to NIH by Submitting Unit

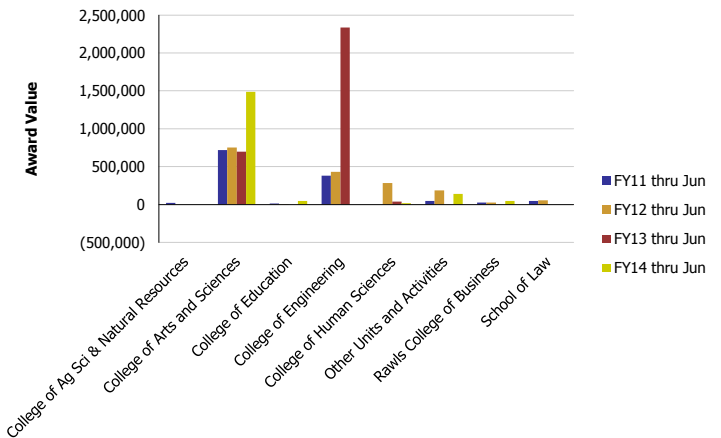


Number of Proposals submitted	FY11 thru Jun	FY12 thru Jun	FY13 thru Jun	FY14 thru Jun	Proposal Value	FY11 thru Jun	FY12 thru Jun	FY13 thru Jun	FY14 thru Jun
College of Ag Sci & Natural Resources	2.00	1.00	1.00	1.40	College of Ag Sci & Natural Resources	2,277,635	643,402	1,474,177	308,029
College of Arts and Sciences	22.37	23.35	21.30	27.48	College of Arts and Sciences	12,189,408	16,452,566	9,743,014	15,131,302
College of Education	1.75	1.40	0.50	6.10	College of Education	888,977	739,757	554,947	1,733,949
College of Engineering	14.25	14.31	13.50	17.37	College of Engineering	7,704,952	8,293,808	4,822,042	12,329,391
College of Human Sciences	10.90	5.94	10.95	9.05	College of Human Sciences	2,529,829	2,435,793	6,080,692	6,612,130
College of Media and Communication		1.00		2.30	College of Media and Communication		130,548		878,037
Other Units and Activities	9.48	8.00	8.75	6.00	Other Units and Activities	5,549,895	2,786,940	6,127,551	1,704,992
Rawls College of Business		1.00		0.30	Rawls College of Business		24,776		91,498
School of Law	0.25	1.00			School of Law	295,022	51,121		
<b>Total</b>	<b>61</b>	<b>57</b>	<b>56</b>	<b>70</b>	<b>Total</b>	<b>31,435,719</b>	<b>31,558,710</b>	<b>28,802,422</b>	<b>38,789,328</b>

Number of Awards received from NIH by Submitting Unit



Award Value received from NIH by Submitting Unit



Number of Awards received	FY11 thru Jun	FY12 thru Jun	FY13 thru Jun	FY14 thru Jun	Award Value	FY11 thru Jun	FY12 thru Jun	FY13 thru Jun	FY14 thru Jun
College of Ag Sci & Natural Resources	0.40				College of Ag Sci & Natural Resources	20,000			
College of Arts and Sciences	7.00	5.10	3.00	8.70	College of Arts and Sciences	719,546	752,113	696,534	1,485,882
College of Education	1.00	1.00		0.25	College of Education	13,000	(3,570)		46,518
College of Engineering	3.60	4.00	2.00		College of Engineering	379,483	431,174	2,337,587	
College of Human Sciences		0.90	1.00	1.00	College of Human Sciences		282,566	37,564	18,878
Other Units and Activities	1.00	3.00		0.75	Other Units and Activities	46,915	185,606		139,553
Rawls College of Business	1.00	1.00		0.30	Rawls College of Business	25,025	24,776		47,485
School of Law	1.00	2.00			School of Law	45,567	54,651		
<b>Total</b>	<b>15</b>	<b>17</b>	<b>6</b>	<b>11</b>	<b>Total</b>	<b>1,249,536</b>	<b>1,727,316</b>	<b>3,071,685</b>	<b>1,738,315</b>