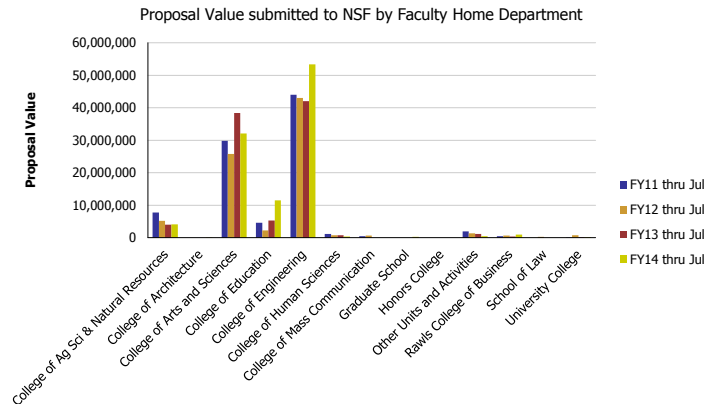
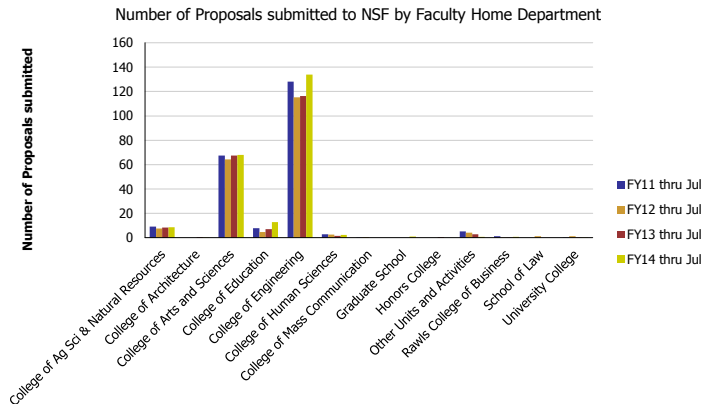
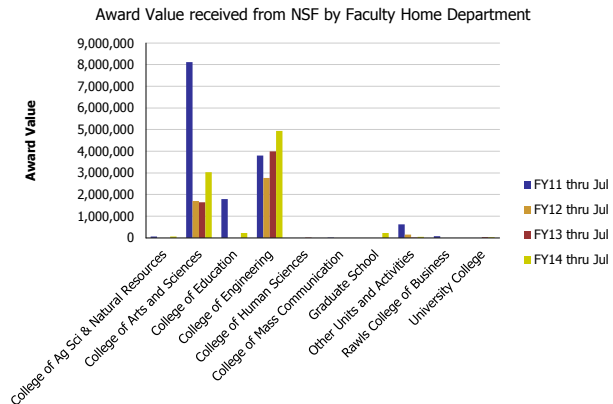
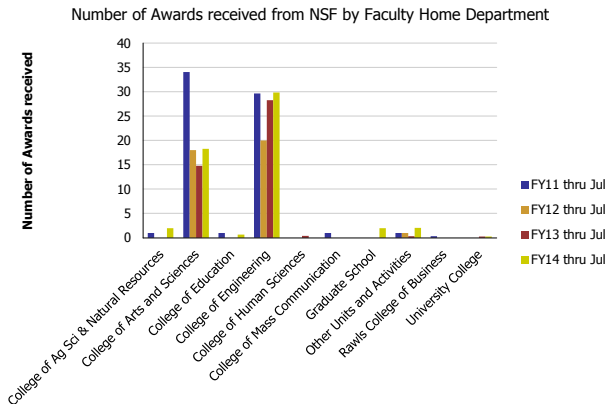


## Research Metrics through July FY14 (by Faculty Home Department) (NSF)



Number of Proposals submitted	FY11 thru Jul	FY12 thru Jul	FY13 thru Jul	FY14 thru Jul	Proposal Value	FY11 thru Jul	FY12 thru Jul	FY13 thru Jul	FY14 thru Jul
College of Ag Sci & Natural Resources	9.15	7.58	8.43	8.63	College of Ag Sci & Natural Resources	7,706,908	5,150,540	4,026,126	4,144,242
College of Architecture			0.50	0.10	College of Architecture			0	72,000
College of Arts and Sciences	67.34	64.19	67.56	67.90	College of Arts and Sciences	29,809,286	25,740,221	38,443,537	32,047,181
College of Education	7.71	4.53	7.03	12.79	College of Education	4,622,053	2,189,594	5,320,771	11,466,708
College of Engineering	128.19	115.15	116.41	133.90	College of Engineering	43,997,943	43,004,440	42,008,316	53,396,924
College of Human Sciences	2.73	2.43	1.52	2.15	College of Human Sciences	1,187,437	793,237	780,044	374,697
College of Mass Communication	0.20	0.55			College of Mass Communication	433,081	613,431		
Graduate School				1.00	Graduate School				215,029
Honors College			0.50		Honors College			0	
Other Units and Activities	5.28	4.11	2.78	0.72	Other Units and Activities	1,983,968	1,377,235	1,149,232	417,807
Rawls College of Business	1.20	0.20	0.12	0.66	Rawls College of Business	485,366	699,969	359,972	938,259
School of Law		1.10			School of Law		234,717		
University College	0.20	1.16	0.15	0.15	University College	40,000	719,667	149,660	149,968
<b>Total</b>	<b>222</b>	<b>201</b>	<b>205</b>	<b>228</b>	<b>Total</b>	<b>90,266,041</b>	<b>80,523,050</b>	<b>92,237,658</b>	<b>103,222,814</b>



Number of Awards received	FY11 thru Jul	FY12 thru Jul	FY13 thru Jul	FY14 thru Jul	Award Value	FY11 thru Jul	FY12 thru Jul	FY13 thru Jul	FY14 thru Jul
College of Ag Sci & Natural Resources	1.00			2.00	College of Ag Sci & Natural Resources	66,441			60,336
College of Arts and Sciences	34.02	18.00	14.79	18.26	College of Arts and Sciences	8,108,788	1,704,610	1,643,610	3,034,420
College of Education	1.00			0.68	College of Education	1,790,953			223,037
College of Engineering	29.63	20.00	28.23	29.80	College of Engineering	3,792,630	2,769,291	3,994,617	4,941,391
College of Human Sciences			0.40		College of Human Sciences			17,674	
College of Mass Communication	1.00				College of Mass Communication	20,144			
Graduate School				2.00	Graduate School				226,029
Other Units and Activities	1.00	1.00	0.33	2.01	Other Units and Activities	618,707	155,461	3,300	43,825
Rawls College of Business	0.35				Rawls College of Business	71,064			
University College			0.25	0.25	University College			35,789	35,920
<b>Total</b>	<b>68</b>	<b>39</b>	<b>44</b>	<b>55</b>	<b>Total</b>	<b>14,468,727</b>	<b>4,629,362</b>	<b>5,694,989</b>	<b>8,564,958</b>