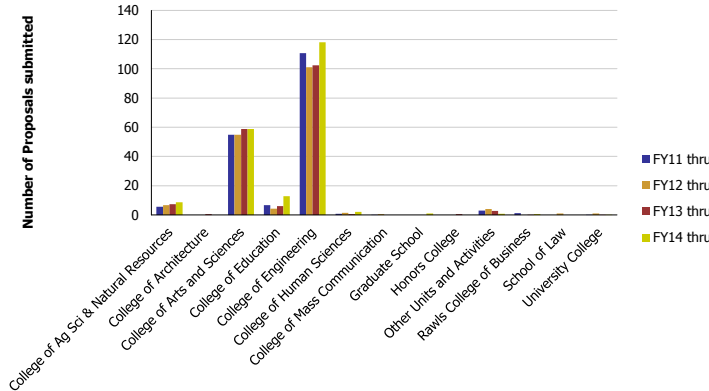
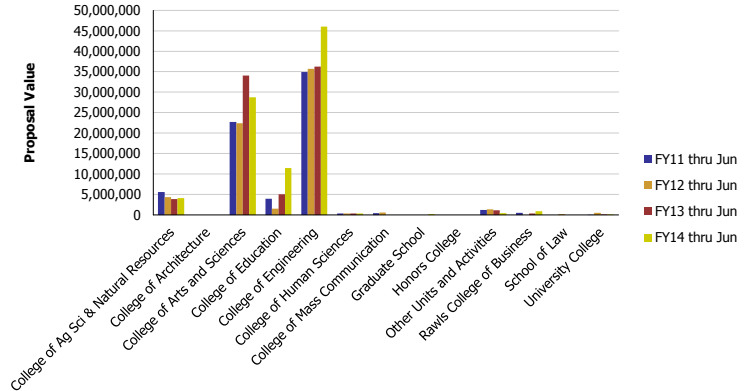


## Research Metrics through June FY14 (by Faculty Home Department) (NSF)

Number of Proposals submitted to NSF by Faculty Home Department

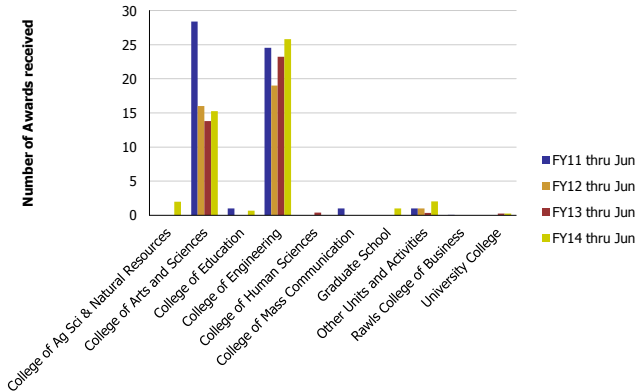


Proposal Value submitted to NSF by Faculty Home Department

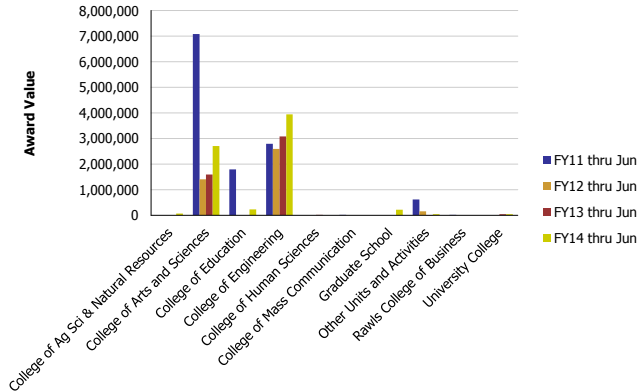


Number of Proposals submitted	FY11 thru Jun	FY12 thru Jun	FY13 thru Jun	FY14 thru Jun	Proposal Value	FY11 thru Jun	FY12 thru Jun	FY13 thru Jun	FY14 thru Jun
College of Ag Sci & Natural Resources	5.60	6.58	7.43	8.63	College of Ag Sci & Natural Resources	5,567,627	4,363,634	3,855,407	4,144,242
College of Architecture			0.50		College of Architecture			0	
College of Arts and Sciences	54.83	54.94	58.73	58.90	College of Arts and Sciences	22,745,669	22,387,444	34,028,045	28,722,408
College of Education	6.69	4.33	6.00	12.79	College of Education	3,962,830	1,489,625	5,074,551	11,466,708
College of Engineering	110.69	101.05	102.27	118.10	College of Engineering	34,951,392	35,683,880	36,249,052	46,021,251
College of Human Sciences	0.73	1.43	0.52	2.15	College of Human Sciences	362,190	391,459	377,883	374,697
College of Mass Communication	0.20	0.55			College of Mass Communication	433,081	613,431		
Graduate School				1.00	Graduate School				215,029
Honors College			0.50		Honors College			0	
Other Units and Activities	2.86	4.11	2.78	0.72	Other Units and Activities	1,253,210	1,377,235	1,149,232	417,807
Rawls College of Business	1.20		0.12	0.56	Rawls College of Business	485,366		359,972	866,259
School of Law		1.10			School of Law		234,717		
University College	0.20	0.91	0.15	0.15	University College	40,000	525,792	149,660	149,968
<b>Total</b>	<b>183</b>	<b>175</b>	<b>179</b>	<b>203</b>	<b>Total</b>	<b>69,801,365</b>	<b>67,067,217</b>	<b>81,243,801</b>	<b>92,378,368</b>

Number of Awards received from NSF by Faculty Home Department



Award Value received from NSF by Faculty Home Department



Number of Awards received	FY11 thru Jun	FY12 thru Jun	FY13 thru Jun	FY14 thru Jun	Award Value	FY11 thru Jun	FY12 thru Jun	FY13 thru Jun	FY14 thru Jun
College of Ag Sci & Natural Resources				2.00	College of Ag Sci & Natural Resources				60,336
College of Arts and Sciences	28.42	16.00	13.79	15.26	College of Arts and Sciences	7,079,207	1,405,471	1,591,261	2,708,866
College of Education	1.00			0.68	College of Education	1,790,953			223,037
College of Engineering	24.53	19.00	23.23	25.80	College of Engineering	2,788,950	2,587,251	3,080,635	3,941,548
College of Human Sciences			0.40		College of Human Sciences			17,674	
College of Mass Communication	1.00				College of Mass Communication	20,144			
Graduate School				1.00	Graduate School				215,029
Other Units and Activities	1.00	1.00	0.33	2.01	Other Units and Activities	618,707	155,461	3,300	43,825
Rawls College of Business	0.05				Rawls College of Business	20,750			
University College			0.25	0.25	University College			35,789	35,920
<b>Total</b>	<b>56</b>	<b>36</b>	<b>38</b>	<b>47</b>	<b>Total</b>	<b>12,318,711</b>	<b>4,148,183</b>	<b>4,728,658</b>	<b>7,228,561</b>