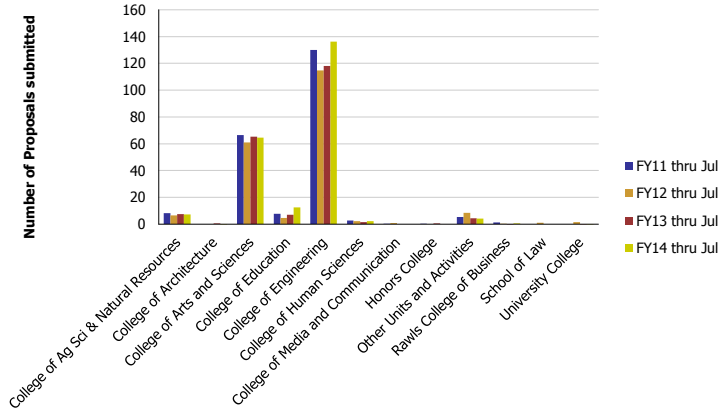
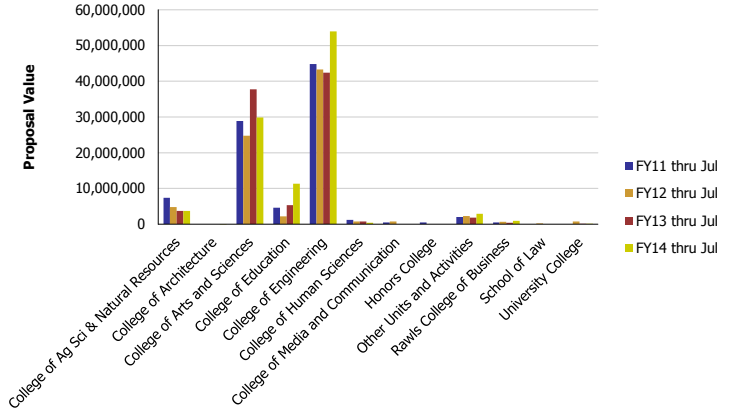


Research Metrics through July FY14 (by Submitting Unit) NSF

Number of Proposals submitted to NSF by Submitting Unit

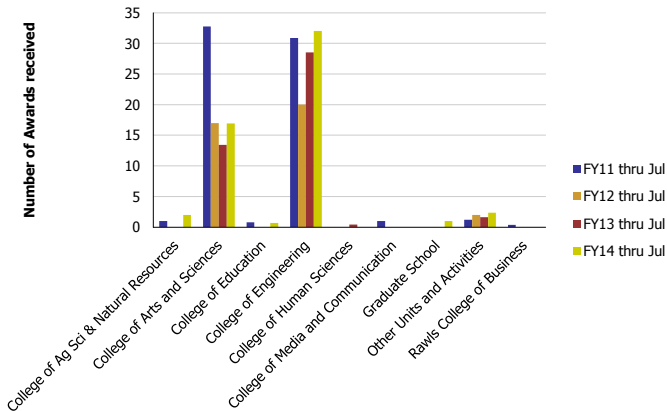


Proposal Value submitted to NSF by Submitting Unit

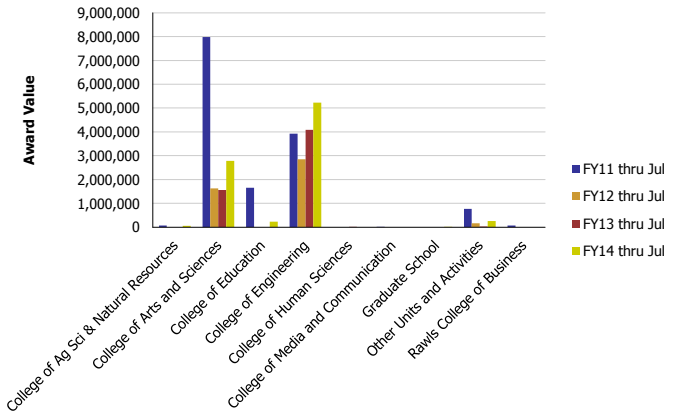


Number of Proposals submitted	FY11 thru Jul	FY12 thru Jul	FY13 thru Jul	FY14 thru Jul	Proposal Value	FY11 thru Jul	FY12 thru Jul	FY13 thru Jul	FY14 thru Jul
College of Ag Sci & Natural Resources	8.15	6.58	7.43	7.33	College of Ag Sci & Natural Resources	7,407,330	4,800,514	3,666,523	3,700,740
College of Architecture			0.50	0.10	College of Architecture			0	72,000
College of Arts and Sciences	66.53	60.97	65.19	64.56	College of Arts and Sciences	28,911,001	24,721,153	37,748,678	29,851,053
College of Education	7.71	4.53	7.03	12.61	College of Education	4,622,053	2,189,594	5,320,771	11,283,359
College of Engineering	130.00	114.71	118.16	136.23	College of Engineering	44,802,724	43,281,433	42,398,102	53,959,033
College of Human Sciences	2.73	2.33	1.52	2.15	College of Human Sciences	1,187,437	757,742	780,044	374,697
College of Media and Communication	0.20	0.70			College of Media and Communication	433,081	780,730		
Honors College	0.20		0.50		Honors College	433,081		0	
Other Units and Activities	5.28	8.47	4.40	4.21	Other Units and Activities	1,983,968	2,272,788	1,813,909	2,893,705
Rawls College of Business	1.20	0.20	0.12	0.66	Rawls College of Business	485,366	699,969	359,972	938,259
School of Law		1.10			School of Law		234,717		
University College		1.41	0.15	0.15	University College		784,410	149,660	149,968
Total	222	201	205	228	Total	90,266,041	80,523,050	92,237,658	103,222,814

Number of Awards received from NSF by Submitting Unit



Award Value received from NSF by Submitting Unit



Number of Awards received	FY11 thru Jul	FY12 thru Jul	FY13 thru Jul	FY14 thru Jul	Award Value	FY11 thru Jul	FY12 thru Jul	FY13 thru Jul	FY14 thru Jul
College of Ag Sci & Natural Resources	1.00			2.00	College of Ag Sci & Natural Resources	66,441			60,336
College of Arts and Sciences	32.77	17.00	13.45	16.93	College of Arts and Sciences	7,977,435	1,624,825	1,560,832	2,780,517
College of Education	0.80			0.68	College of Education	1,647,954			223,037
College of Engineering	30.88	20.00	28.53	32.05	College of Engineering	3,923,983	2,847,077	4,088,635	5,233,383
College of Human Sciences			0.40		College of Human Sciences			17,674	
College of Media and Communication	1.00				College of Media and Communication	20,144			
Graduate School				1.00	Graduate School				11,000
Other Units and Activities	1.20	2.00	1.62	2.34	Other Units and Activities	761,705	157,460	27,848	256,685
Rawls College of Business	0.35				Rawls College of Business	71,064			
Total	68	39	44	55	Total	14,468,727	4,629,362	5,694,989	8,564,958