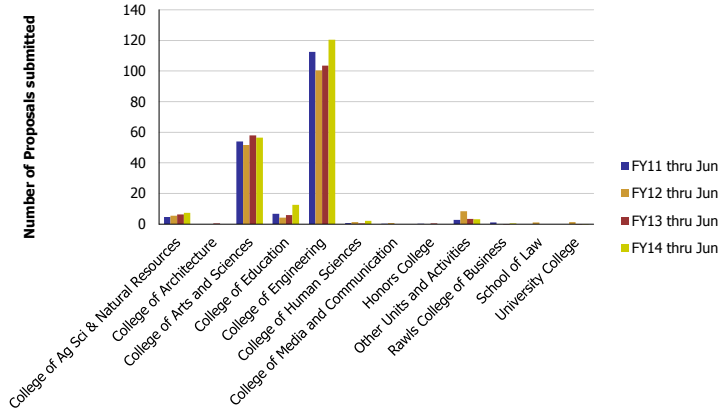
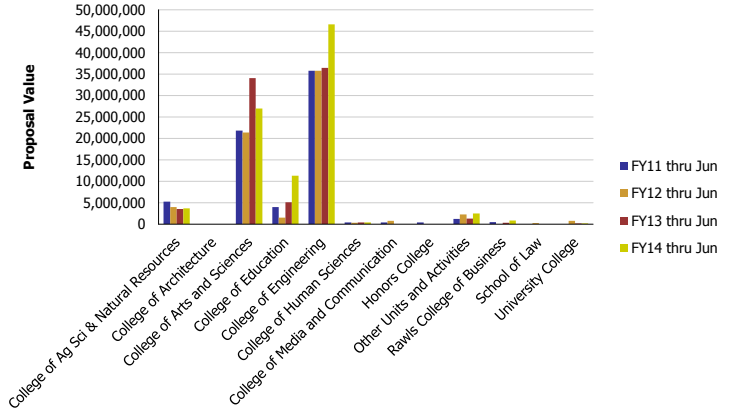


Research Metrics through June FY14 (by Submitting Unit) NSF

Number of Proposals submitted to NSF by Submitting Unit

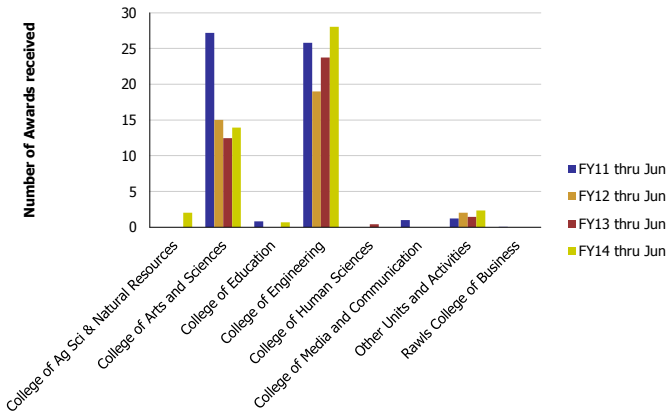


Proposal Value submitted to NSF by Submitting Unit

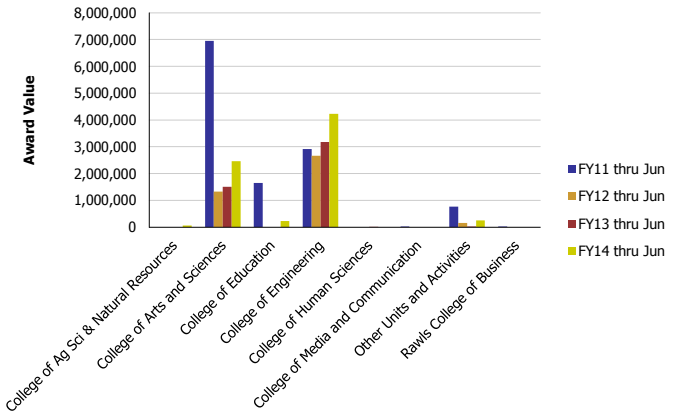


Number of Proposals submitted	FY11 thru Jun	FY12 thru Jun	FY13 thru Jun	FY14 thru Jun	Proposal Value	FY11 thru Jun	FY12 thru Jun	FY13 thru Jun	FY14 thru Jun
College of Ag Sci & Natural Resources	4.60	5.58	6.43	7.33	College of Ag Sci & Natural Resources	5,268,049	4,013,608	3,495,804	3,700,740
College of Architecture			0.50		College of Architecture			0	
College of Arts and Sciences	54.02	51.72	57.86	56.56	College of Arts and Sciences	21,847,385	21,368,377	34,033,949	26,938,292
College of Education	6.69	4.33	6.00	12.61	College of Education	3,962,830	1,489,625	5,074,551	11,283,359
College of Engineering	112.50	100.36	103.52	120.43	College of Engineering	35,756,173	35,766,998	36,431,862	46,583,360
College of Human Sciences	0.73	1.33	0.52	2.15	College of Human Sciences	362,190	355,964	377,883	374,697
College of Media and Communication	0.20	0.70			College of Media and Communication	433,081	780,730		
Honors College	0.20		0.50		Honors College	433,081		0	
Other Units and Activities	2.86	8.47	3.40	3.21	Other Units and Activities	1,253,210	2,272,788	1,320,121	2,481,693
Rawls College of Business	1.20		0.12	0.56	Rawls College of Business	485,366		359,972	866,259
School of Law		1.10			School of Law		234,717		
University College		1.41	0.15	0.15	University College		784,410	149,660	149,968
Total	183	175	179	203	Total	69,801,365	67,067,217	81,243,801	92,378,368

Number of Awards received from NSF by Submitting Unit



Award Value received from NSF by Submitting Unit



Number of Awards received	FY11 thru Jun	FY12 thru Jun	FY13 thru Jun	FY14 thru Jun	Award Value	FY11 thru Jun	FY12 thru Jun	FY13 thru Jun	FY14 thru Jun
College of Ag Sci & Natural Resources				2.00	College of Ag Sci & Natural Resources				60,336
College of Arts and Sciences	27.17	15.00	12.45	13.93	College of Arts and Sciences	6,947,854	1,325,686	1,508,483	2,454,963
College of Education	0.80			0.68	College of Education	1,647,954			223,037
College of Engineering	25.78	19.00	23.73	28.05	College of Engineering	2,920,303	2,665,037	3,180,801	4,233,540
College of Human Sciences				0.40	College of Human Sciences			17,674	
College of Media and Communication	1.00				College of Media and Communication	20,144			
Other Units and Activities	1.20	2.00	1.42	2.34	Other Units and Activities	761,705	157,460	21,700	256,685
Rawls College of Business	0.05				Rawls College of Business	20,750			
Total	56	36	38	47	Total	12,318,711	4,148,183	4,728,658	7,228,561