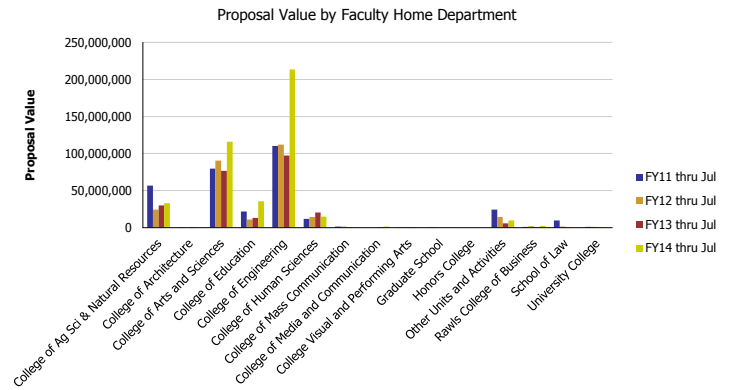
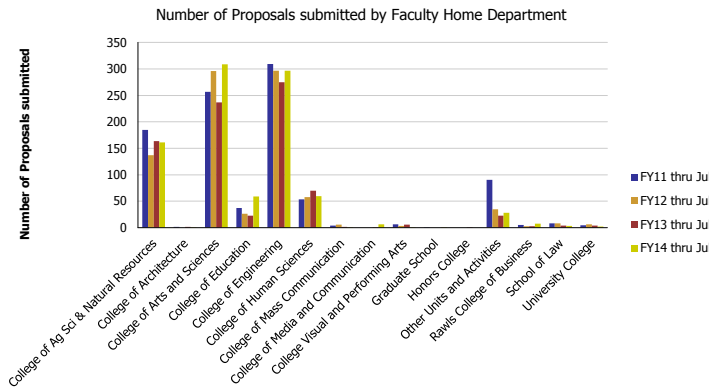
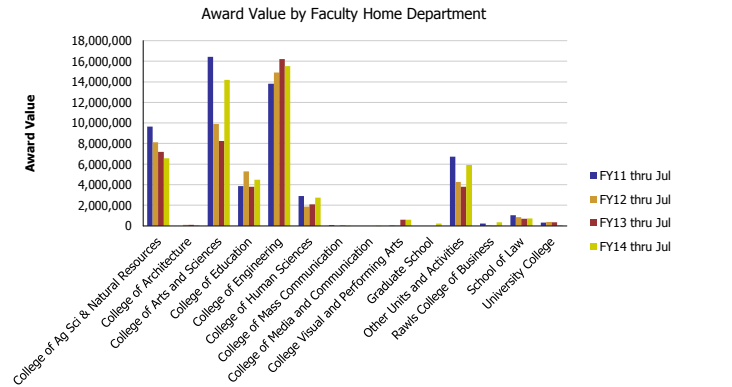
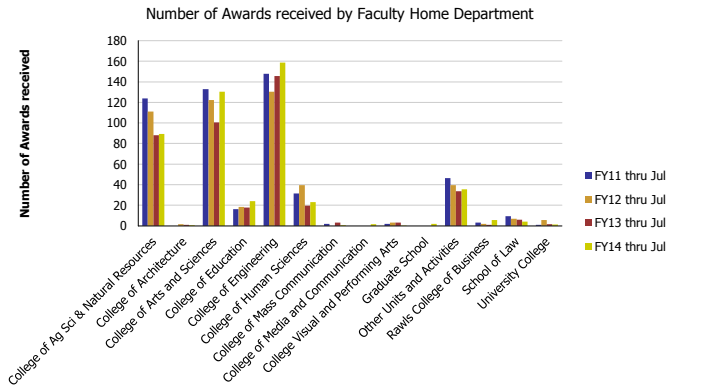


Research Metrics through July FY14 (by Faculty Home Department)



Number of Proposals submitted	FY11 thru Jul	FY12 thru Jul	FY13 thru Jul	FY14 thru Jul	Proposal Value	FY11 thru Jul	FY12 thru Jul	FY13 thru Jul	FY14 thru Jul
College of Ag Sci & Natural Resources	184.93	136.69	163.63	160.98	College of Ag Sci & Natural Resources	56,945,437	24,184,888	29,807,658	32,908,092
College of Architecture	1.50		1.50	0.10	College of Architecture	730,981		13,694	72,000
College of Arts and Sciences	257.02	295.93	236.95	308.69	College of Arts and Sciences	79,760,068	90,304,037	76,565,424	115,805,734
College of Education	36.81	26.14	22.40	58.91	College of Education	21,685,345	10,911,930	13,163,677	35,759,681
College of Engineering	309.50	296.91	274.69	296.91	College of Engineering	110,202,931	111,861,218	97,563,780	213,802,698
College of Human Sciences	53.45	57.92	69.92	59.59	College of Human Sciences	11,805,492	14,290,285	20,487,835	14,670,283
College of Mass Communication	3.67	5.65	1.33	0.60	College of Mass Communication	1,593,223	1,562,665	28,250	40,996
College of Media and Communication			0.67	6.48	College of Media and Communication			16,750	1,420,123
College Visual and Performing Arts	6.00	3.00	5.50	1.00	College Visual and Performing Arts	452,389	40,500	90,497	6,000
Graduate School	1.00		1.00	1.00	Graduate School	100,000			215,029
Honors College			0.50		Honors College			0	
Other Units and Activities	90.35	34.96	22.81	28.15	Other Units and Activities	24,280,877	14,192,816	5,702,014	9,825,947
Rawls College of Business	5.08	2.50	2.52	7.34	Rawls College of Business	892,510	2,024,745	746,665	2,090,016
School of Law	7.98	8.10	4.00	3.00	School of Law	9,447,348	1,257,281	722,000	716,433
University College	4.71	6.20	3.58	2.25	University College	854,201	1,000,963	541,475	217,960
Total	962	874	810	935	Total	318,750,803	271,631,327	245,449,718	427,550,991



Number of Awards received	FY11 thru Jul	FY12 thru Jul	FY13 thru Jul	FY14 thru Jul	Award Value	FY11 thru Jul	FY12 thru Jul	FY13 thru Jul	FY14 thru Jul
College of Ag Sci & Natural Resources	124.00	111.10	87.94	89.44	College of Ag Sci & Natural Resources	9,651,409	8,120,767	7,180,565	6,559,675
College of Architecture	1.50		1.00	0.50	College of Architecture	92,318		105,179	57,354
College of Arts and Sciences	133.01	122.17	100.62	130.42	College of Arts and Sciences	16,424,653	9,884,480	8,244,716	14,200,292
College of Education	16.18	18.40	17.65	24.12	College of Education	3,855,760	5,296,913	3,800,880	4,494,567
College of Engineering	147.78	130.48	145.77	158.75	College of Engineering	13,817,634	14,901,083	16,226,104	15,541,959
College of Human Sciences	31.40	39.40	19.52	22.94	College of Human Sciences	2,883,417	1,858,576	2,079,483	2,753,055
College of Mass Communication	1.75		3.00	0.50	College of Mass Communication	55,769		36,700	1,915
College of Media and Communication				1.50	College of Media and Communication				14,415
College Visual and Performing Arts	2.00	3.00	3.17	0.34	College Visual and Performing Arts	30,500	40,500	595,344	595,015
Graduate School				2.00	Graduate School				226,029
Other Units and Activities	46.47	39.45	33.65	35.63	Other Units and Activities	6,738,993	4,262,436	3,785,610	5,908,079
Rawls College of Business	3.26	2.00	1.00	5.51	Rawls College of Business	220,113	67,052	4,000	342,940
School of Law	9.25	7.00	6.00	4.00	School of Law	1,024,151	846,095	697,920	716,433
University College	0.90	5.50	1.68	1.35	University College	300,184	384,789	341,657	61,009
Total	516	480	421	477	Total	55,002,583	45,755,009	43,098,158	51,472,737