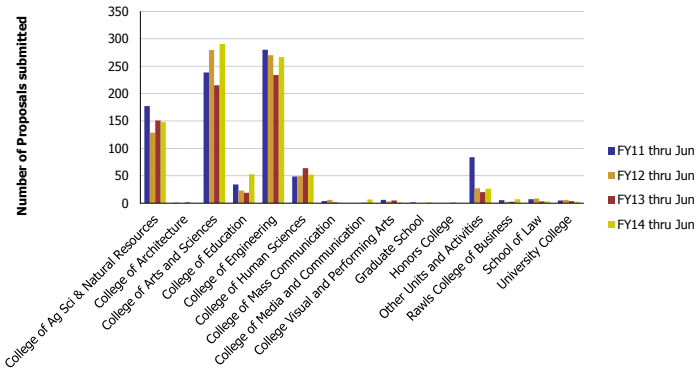
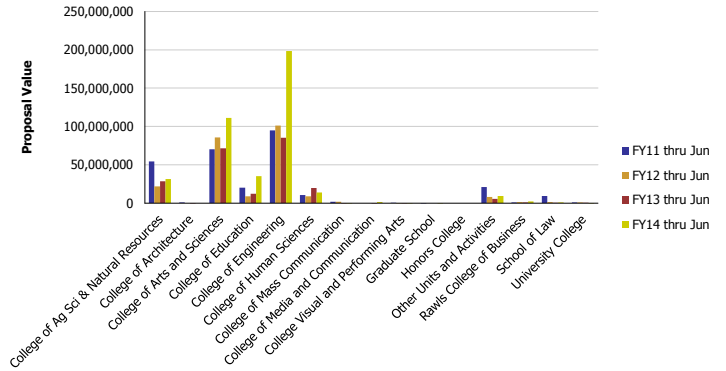


Research Metrics through June FY14 (by Faculty Home Department)

Number of Proposals submitted by Faculty Home Department

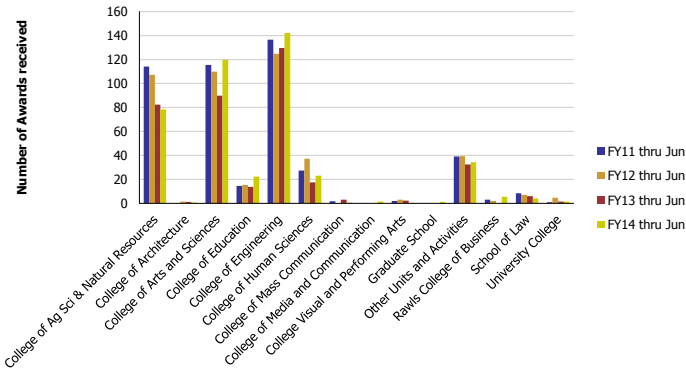


Proposal Value by Faculty Home Department

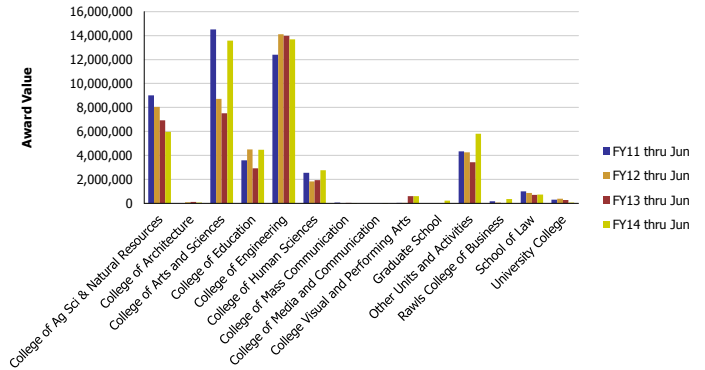


Number of Proposals submitted					Proposal Value				
	FY11 thru Jun	FY12 thru Jun	FY13 thru Jun	FY14 thru Jun		FY11 thru Jun	FY12 thru Jun	FY13 thru Jun	FY14 thru Jun
College of Ag Sci & Natural Resources	177.38	128.69	150.88	147.78	College of Ag Sci & Natural Resources	54,462,742	21,641,978	28,365,142	31,346,315
College of Architecture	0.50		1.50		College of Architecture	712,891		13,694	
College of Arts and Sciences	238.59	279.57	215.12	290.45	College of Arts and Sciences	70,155,107	85,466,048	71,443,630	111,187,116
College of Education	33.79	23.09	19.04	52.91	College of Education	20,011,229	8,760,715	12,212,457	34,970,968
College of Engineering	280.30	270.03	233.88	266.85	College of Engineering	94,865,637	101,082,336	85,023,329	198,268,335
College of Human Sciences	48.45	48.92	63.67	52.29	College of Human Sciences	10,498,437	8,880,215	19,552,633	13,819,577
College of Mass Communication	3.67	5.65	1.33	0.60	College of Mass Communication	1,593,223	1,562,665	28,250	40,996
College of Media and Communication			0.67	6.48	College of Media and Communication			16,750	1,420,123
College Visual and Performing Arts	6.00	3.00	4.50	1.00	College Visual and Performing Arts	452,389	40,500	89,997	6,000
Graduate School	1.00			1.00	Graduate School	100,000			215,029
Honors College			0.50		Honors College			0	
Other Units and Activities	83.55	26.81	19.81	26.15	Other Units and Activities	20,826,018	8,032,744	5,377,378	9,112,963
Rawls College of Business	5.08	2.30	2.52	7.24	Rawls College of Business	892,510	1,324,776	746,665	2,018,016
School of Law	6.98	8.10	3.00	3.00	School of Law	9,347,348	1,257,281	622,000	716,433
University College	4.71	5.84	3.58	2.25	University College	854,201	697,088	541,475	217,960
Total	890	802	720	858	Total	284,771,733	238,746,345	224,033,399	403,339,830

Number of Awards received by Faculty Home Department



Award Value by Faculty Home Department



Number of Awards received					Award Value				
	FY11 thru Jun	FY12 thru Jun	FY13 thru Jun	FY14 thru Jun		FY11 thru Jun	FY12 thru Jun	FY13 thru Jun	FY14 thru Jun
College of Ag Sci & Natural Resources	114.23	107.10	82.34	78.20	College of Ag Sci & Natural Resources	9,016,722	8,037,259	6,927,882	5,972,252
College of Architecture		1.50	1.00	0.50	College of Architecture		92,318	105,179	57,354
College of Arts and Sciences	115.51	109.81	89.87	119.67	College of Arts and Sciences	14,515,117	8,710,781	7,509,679	13,575,731
College of Education	14.39	15.40	13.75	22.12	College of Education	3,578,070	4,488,080	2,906,271	4,453,567
College of Engineering	136.54	124.94	129.75	142.24	College of Engineering	12,404,296	14,121,592	13,977,411	13,695,199
College of Human Sciences	27.40	37.30	17.52	22.94	College of Human Sciences	2,547,281	1,812,904	1,924,488	2,753,055
College of Mass Communication	1.75		3.00	0.50	College of Mass Communication	55,769		36,700	1,915
College of Media and Communication			1.50	0.34	College of Media and Communication				14,415
College Visual and Performing Arts	2.00	3.00	2.17	0.34	College Visual and Performing Arts	30,500	40,500	594,844	595,015
Graduate School				1.00	Graduate School				215,029
Other Units and Activities	39.07	39.45	32.25	34.13	Other Units and Activities	4,331,189	4,262,436	3,431,899	5,812,836
Rawls College of Business	2.96	2.00		5.51	Rawls College of Business	169,799	67,052		342,940
School of Law	8.25	7.00	6.00	4.00	School of Law	990,765	846,095	697,920	716,433
University College	0.90	4.50	1.35	1.35	University College	300,184	378,080	275,674	61,009
Total	463	452	379	434	Total	47,939,691	42,857,096	38,387,946	48,266,751