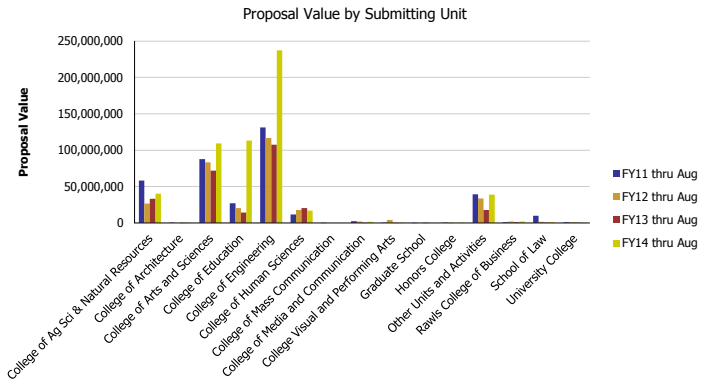
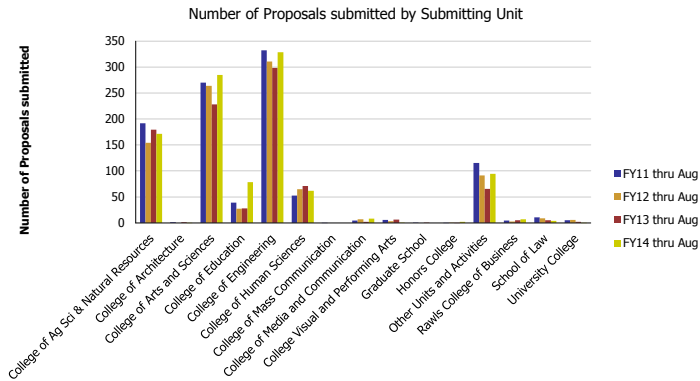
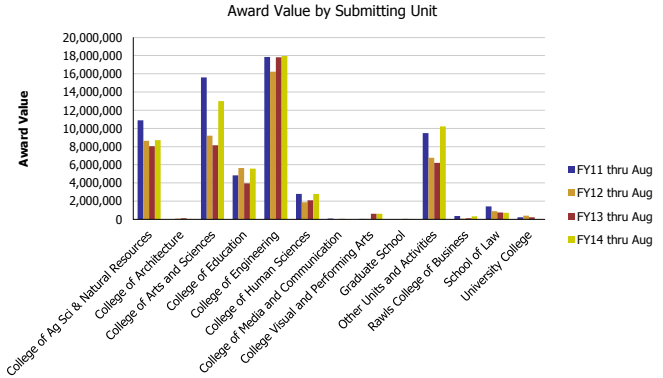
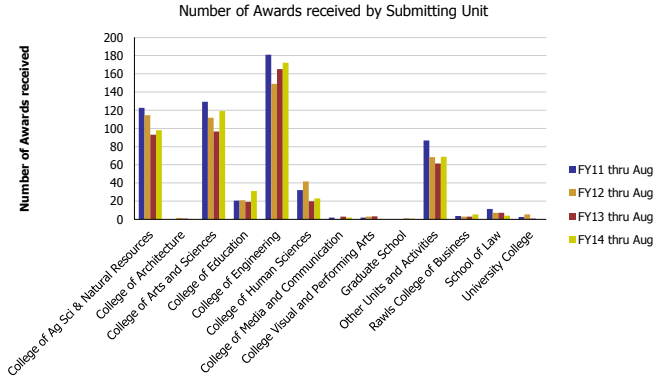


Research Metrics through August FY14 (by Submitting Unit)



Number of Proposals submitted	FY11 thru Aug	FY12 thru Aug	FY13 thru Aug	FY14 thru Aug	Proposal Value	FY11 thru Aug	FY12 thru Aug	FY13 thru Aug	FY14 thru Aug
College of Ag Sci & Natural Resources	191.87	153.96	179.42	171.64	College of Ag Sci & Natural Resources	58,027,018	26,705,246	32,937,718	40,134,307
College of Architecture	1.50		1.50	0.10	College of Architecture	730,981		13,694	72,000
College of Arts and Sciences	269.73	263.70	227.98	284.98	College of Arts and Sciences	87,619,060	83,307,865	71,926,023	109,202,501
College of Education	39.01	27.05	28.20	78.19	College of Education	27,117,137	20,314,738	14,160,770	113,415,875
College of Engineering	332.26	310.36	298.19	328.23	College of Engineering	131,289,310	116,699,178	107,565,276	237,309,215
College of Human Sciences	52.50	64.79	70.92	61.91	College of Human Sciences	11,784,664	17,651,682	20,537,615	16,964,053
College of Mass Communication	0.15				College of Mass Communication	37,499			
College of Media and Communication	4.68	6.80	2.00	8.18	College of Media and Communication	2,504,806	1,847,383	45,000	1,585,505
College Visual and Performing Arts	6.00	3.17	6.50	1.00	College Visual and Performing Arts	452,389	4,215,720	130,719	6,000
Graduate School	1.00		1.00		Graduate School	100,000		126,000	
Honors College	0.20	1.00	0.50	2.05	Honors College	433,081	37,456	0	495,503
Other Units and Activities	115.38	91.55	65.22	94.73	Other Units and Activities	39,108,944	33,506,046	17,734,452	39,072,837
Rawls College of Business	4.83	2.50	5.42	6.84	Rawls College of Business	857,570	2,024,745	1,018,637	2,010,560
School of Law	10.98	9.10	5.00	4.00	School of Law	9,834,280	1,357,201	770,369	957,678
University College	4.91	6.02	2.15	0.15	University College	1,053,198	985,680	401,660	149,968
Total	1,035	940	894	1,042	Total	370,949,937	308,652,941	267,367,931	561,376,002



Number of Awards received	FY11 thru Aug	FY12 thru Aug	FY13 thru Aug	FY14 thru Aug	Award Value	FY11 thru Aug	FY12 thru Aug	FY13 thru Aug	FY14 thru Aug
College of Ag Sci & Natural Resources	122.45	114.38	93.11	97.93	College of Ag Sci & Natural Resources	10,876,333	8,627,005	8,046,671	8,694,304
College of Architecture		1.50	1.00	0.50	College of Architecture		92,318	105,179	57,354
College of Arts and Sciences	129.12	111.76	96.47	119.06	College of Arts and Sciences	15,602,992	9,198,372	8,145,193	13,003,740
College of Education	20.38	20.95	19.05	31.08	College of Education	4,821,859	5,633,490	3,941,243	5,585,058
College of Engineering	180.90	148.98	165.28	172.06	College of Engineering	17,850,067	16,237,831	17,821,907	17,946,142
College of Human Sciences	32.05	41.50	19.77	22.94	College of Human Sciences	2,782,410	1,863,494	2,091,925	2,779,617
College of Media and Communication	2.00		3.00	2.00	College of Media and Communication	67,644		36,700	16,330
College Visual and Performing Arts	2.00	3.00	3.17	0.34	College Visual and Performing Arts	30,500	40,500	595,344	595,015
Graduate School			1.00	1.00	Graduate School			44,000	11,000
Other Units and Activities	86.74	68.53	61.25	68.58	Other Units and Activities	9,469,092	6,786,184	6,190,986	10,220,122
Rawls College of Business	3.66	3.00	2.90	5.51	Rawls College of Business	360,272	91,828	108,909	342,940
School of Law	11.25	7.10	7.00	4.00	School of Law	1,406,531	876,092	746,289	716,433
University College	2.45	5.30	1.00		University College	219,217	388,192	230,000	
Total	593	526	474	525	Total	63,486,917	49,835,306	48,104,346	59,968,055