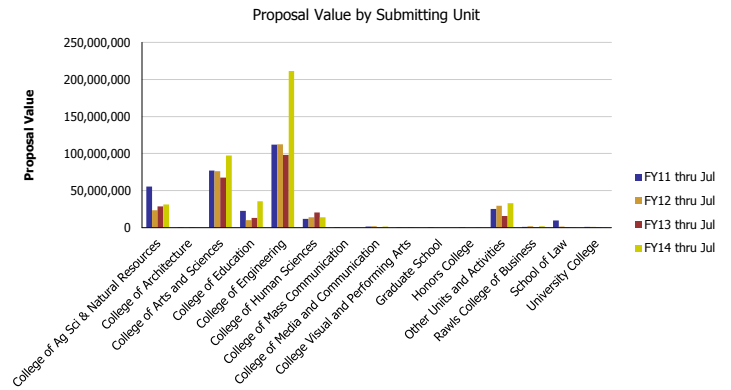
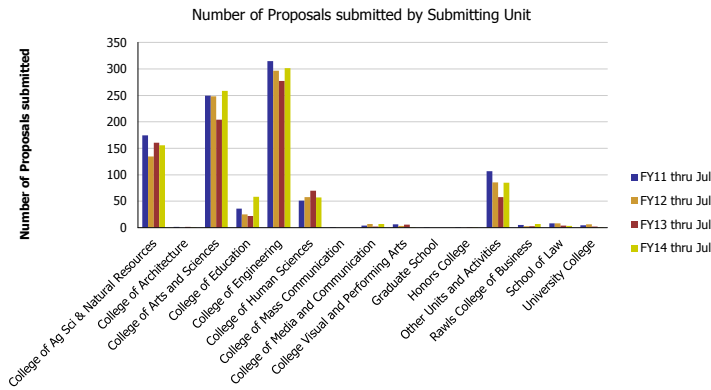
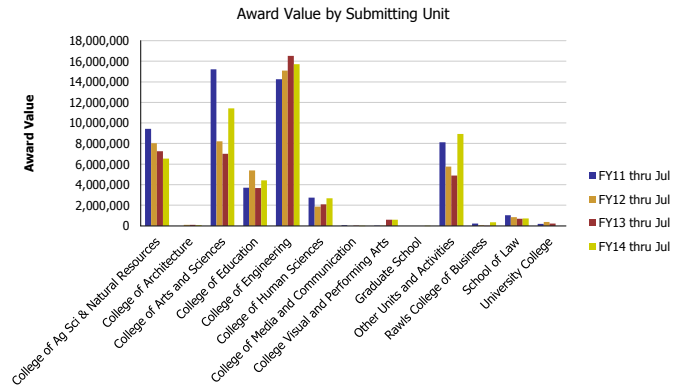
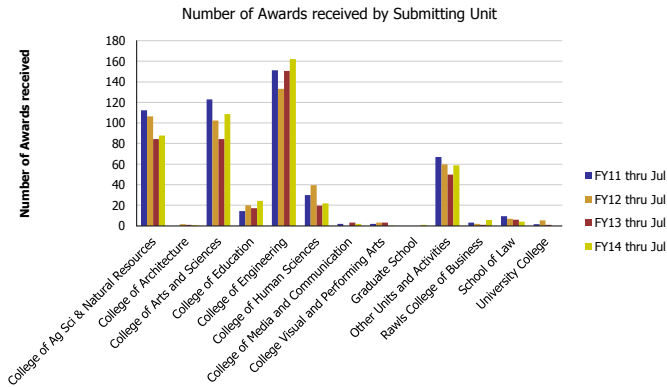


Research Metrics through July FY14 (by Submitting Unit)



Number of Proposals submitted	FY11 thru Jul	FY12 thru Jul	FY13 thru Jul	FY14 thru Jul	Proposal Value	FY11 thru Jul	FY12 thru Jul	FY13 thru Jul	FY14 thru Jul
College of Ag Sci & Natural Resources	174.32	134.71	160.56	155.60	College of Ag Sci & Natural Resources	55,609,175	23,446,865	28,767,925	31,359,664
College of Architecture	1.50		1.50	0.10	College of Architecture	730,981		13,694	72,000
College of Arts and Sciences	249.18	248.17	203.89	258.36	College of Arts and Sciences	77,285,490	76,158,064	67,432,472	97,521,792
College of Education	35.76	25.13	22.20	58.29	College of Education	22,605,007	9,944,490	12,941,699	35,519,226
College of Engineering	315.01	296.64	277.49	301.78	College of Engineering	111,902,518	112,327,218	98,144,477	211,586,335
College of Human Sciences	51.25	57.67	69.92	57.09	College of Human Sciences	11,696,534	14,160,281	20,487,835	14,160,822
College of Mass Communication	0.15				College of Mass Communication	37,499			
College of Media and Communication	3.92	6.80	2.00	7.08	College of Media and Communication	1,605,098	1,847,383	45,000	1,461,119
College Visual and Performing Arts	6.00	3.00	5.50	1.00	College Visual and Performing Arts	452,389	40,500	90,497	6,000
Graduate School	1.00				Graduate School	100,000			
Honors College	0.20		0.50	0.55	Honors College	433,081		0	127,947
Other Units and Activities	106.39	85.26	57.77	85.16	Other Units and Activities	25,173,912	29,438,821	15,655,795	32,859,127
Rawls College of Business	4.83	2.50	2.52	6.84	Rawls College of Business	857,570	2,024,745	746,665	2,010,560
School of Law	7.98	8.10	4.00	3.00	School of Law	9,447,348	1,257,281	722,000	716,433
University College	4.51	6.02	2.15	0.15	University College	814,201	985,680	401,660	149,968
Total	962	874	810	935	Total	318,750,803	271,631,327	245,449,718	427,550,991



Number of Awards received	FY11 thru Jul	FY12 thru Jul	FY13 thru Jul	FY14 thru Jul	Award Value	FY11 thru Jul	FY12 thru Jul	FY13 thru Jul	FY14 thru Jul
College of Ag Sci & Natural Resources	112.45	106.38	84.36	87.93	College of Ag Sci & Natural Resources	9,436,755	8,016,269	7,239,198	6,524,590
College of Architecture		1.50	1.00	0.50	College of Architecture	92,318		105,179	57,354
College of Arts and Sciences	122.95	102.51	84.33	108.76	College of Arts and Sciences	15,203,311	8,219,029	7,010,830	11,422,962
College of Education	14.38	19.80	17.05	24.27	College of Education	3,704,454	5,385,702	3,668,104	4,421,939
College of Engineering	151.15	133.23	150.63	162.06	College of Engineering	14,265,769	15,081,657	16,531,178	15,724,461
College of Human Sciences	30.05	39.50	19.52	21.94	College of Human Sciences	2,750,199	1,860,326	2,079,483	2,693,055
College of Media and Communication	2.00		3.00	2.00	College of Media and Communication	67,644		36,700	16,330
College Visual and Performing Arts	2.00	3.00	3.17	0.34	College Visual and Performing Arts	30,500	40,500	595,344	595,015
Graduate School				1.00	Graduate School				11,000
Other Units and Activities	66.81	59.78	49.94	58.69	Other Units and Activities	8,116,094	5,757,868	4,900,223	8,946,659
Rawls College of Business	3.26	2.00	1.00	5.51	Rawls College of Business	220,113	67,052	4,000	342,940
School of Law	9.25	7.00	6.00	4.00	School of Law	1,024,151	846,095	697,920	716,433
University College	1.70	5.30	1.00		University College	183,592	388,192	230,000	
Total	516	480	421	477	Total	55,002,583	45,755,009	43,098,158	51,472,737