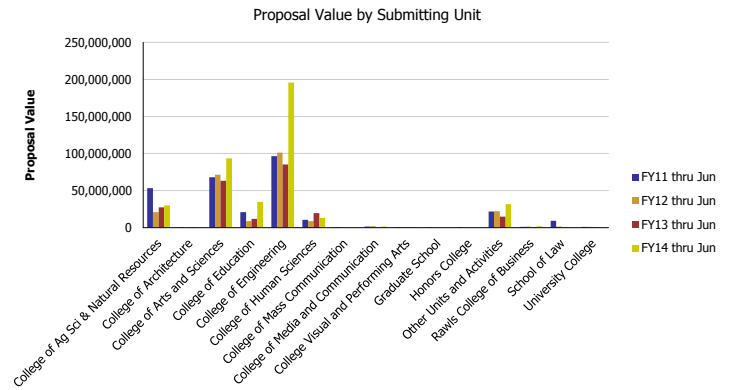
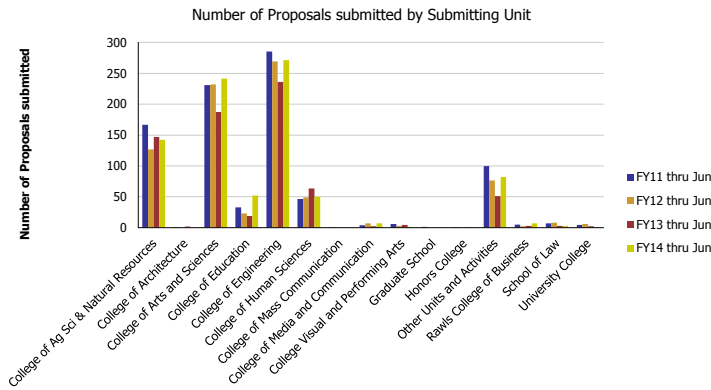
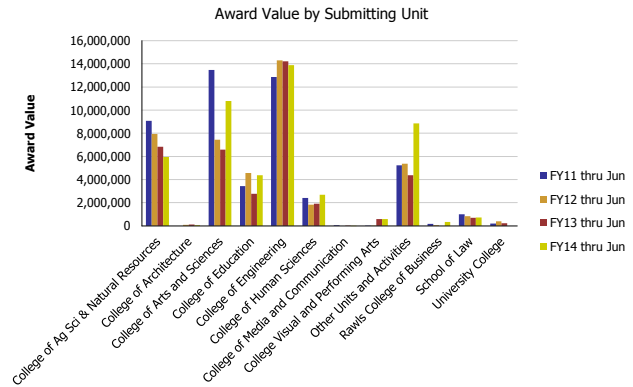
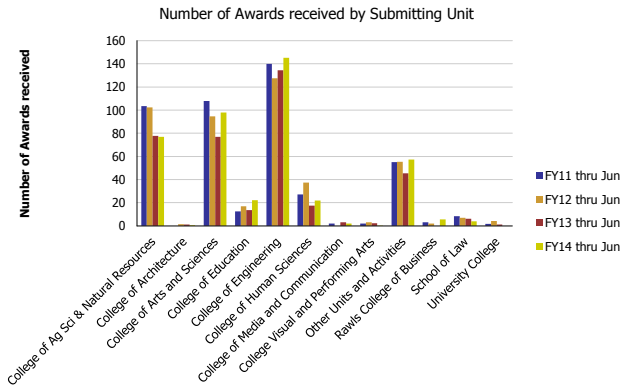


## Research Metrics through June FY14 (by Submitting Unit)



Number of Proposals submitted	FY11 thru Jun	FY12 thru Jun	FY13 thru Jun	FY14 thru Jun	Proposal Value	FY11 thru Jun	FY12 thru Jun	FY13 thru Jun	FY14 thru Jun
College of Ag Sci & Natural Resources	166.77	126.71	146.81	142.40	College of Ag Sci & Natural Resources	53,126,480	20,903,955	27,250,779	29,797,887
College of Architecture	0.50		1.50		College of Architecture	712,891		13,694	
College of Arts and Sciences	230.95	231.81	187.56	241.21	College of Arts and Sciences	67,920,206	71,320,074	63,284,491	93,434,075
College of Education	32.74	22.93	18.84	52.29	College of Education	20,930,892	8,737,561	11,990,478	34,730,513
College of Engineering	285.61	269.51	236.18	271.63	College of Engineering	96,325,545	101,354,461	85,397,050	195,933,083
College of Human Sciences	46.25	48.67	63.67	49.79	College of Human Sciences	10,389,479	8,750,211	19,552,633	13,310,116
College of Mass Communication	0.15				College of Mass Communication	37,499			
College of Media and Communication	3.92	6.80	2.00	7.08	College of Media and Communication	1,605,098	1,847,383	45,000	1,461,119
College Visual and Performing Arts	6.00	3.00	4.50	1.00	College Visual and Performing Arts	452,389	40,500	89,997	6,000
Graduate School	1.00				Graduate School	100,000			
Honors College	0.20		0.50	0.55	Honors College	433,081		0	127,947
Other Units and Activities	99.59	76.26	50.77	82.16	Other Units and Activities	21,719,053	22,334,463	14,638,953	31,734,131
Rawls College of Business	4.83	2.30	2.52	6.74	Rawls College of Business	857,570	1,324,776	746,665	1,938,560
School of Law	6.98	8.10	3.00	3.00	School of Law	9,347,348	1,257,281	622,000	716,433
University College	4.51	5.91	2.15	0.15	University College	814,201	875,680	401,660	149,968
<b>Total</b>	<b>890</b>	<b>802</b>	<b>720</b>	<b>858</b>	<b>Total</b>	<b>284,771,733</b>	<b>238,746,345</b>	<b>224,033,399</b>	<b>403,339,830</b>



Number of Awards received	FY11 thru Jun	FY12 thru Jun	FY13 thru Jun	FY14 thru Jun	Award Value	FY11 thru Jun	FY12 thru Jun	FY13 thru Jun	FY14 thru Jun
College of Ag Sci & Natural Resources	103.45	102.38	77.76	76.93	College of Ag Sci & Natural Resources	9,067,547	7,932,761	6,831,023	5,939,231
College of Architecture		1.50	1.00	0.50	College of Architecture		92,318	105,179	57,354
College of Arts and Sciences	107.98	94.61	76.98	98.01	College of Arts and Sciences	13,476,887	7,433,518	6,596,071	10,798,400
College of Education	12.54	16.80	13.65	22.27	College of Education	3,443,157	4,576,869	2,778,494	4,380,939
College of Engineering	139.91	127.56	134.48	145.31	College of Engineering	12,852,432	14,291,798	14,222,650	13,875,638
College of Human Sciences	27.05	37.40	17.52	21.94	College of Human Sciences	2,421,263	1,814,654	1,924,488	2,693,055
College of Media and Communication	2.00		3.00	2.00	College of Media and Communication	67,644		36,700	16,330
College Visual and Performing Arts	2.00	3.00	2.17	0.34	College Visual and Performing Arts	30,500	40,500	594,844	595,015
Other Units and Activities	55.16	55.45	45.44	57.19	Other Units and Activities	5,236,105	5,380,048	4,370,577	8,851,416
Rawls College of Business	2.96	2.00		5.51	Rawls College of Business	169,799	67,052		342,940
School of Law	8.25	7.00	6.00	4.00	School of Law	990,765	846,095	697,920	716,433
University College	1.70	4.30	1.00		University College	183,592	381,483	230,000	
<b>Total</b>	<b>463</b>	<b>452</b>	<b>379</b>	<b>434</b>	<b>Total</b>	<b>47,939,691</b>	<b>42,857,096</b>	<b>38,387,946</b>	<b>48,266,751</b>