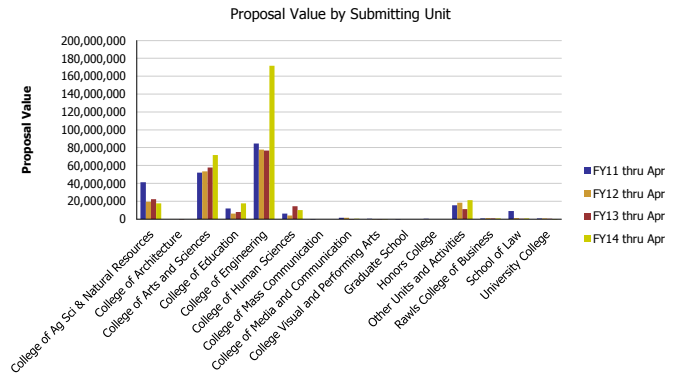
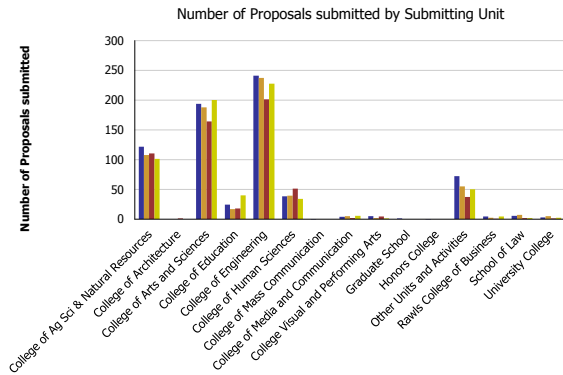
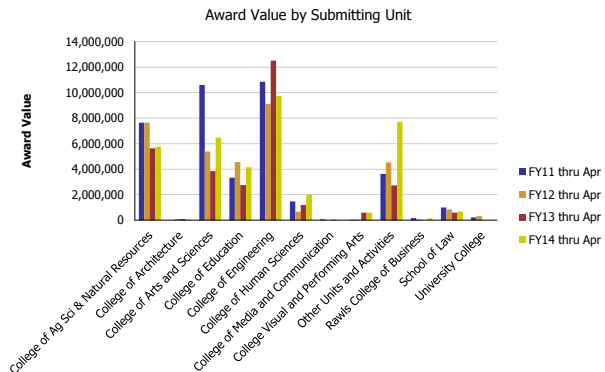
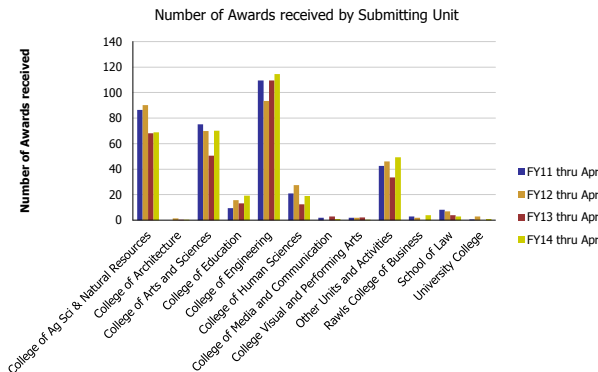


Research Metrics through April FY14 (by Submitting Unit)



Number of Proposals submitted	FY11 thru Apr	FY12 thru Apr	FY13 thru Apr	FY14 thru Apr	Proposal Value	FY11 thru Apr	FY12 thru Apr	FY13 thru Apr	FY14 thru Apr
College of Ag Sci & Natural Resources	121.47	107.81	110.45	101.22	College of Ag Sci & Natural Resources	41,398,965	19,382,842	22,132,902	17,704,136
College of Architecture			1.00		College of Architecture			13,694	
College of Arts and Sciences	193.86	187.51	163.80	200.22	College of Arts and Sciences	52,199,166	53,352,773	57,940,430	71,591,871
College of Education	24.14	16.93	17.84	39.99	College of Education	11,741,147	6,138,622	7,965,535	17,716,709
College of Engineering	240.91	237.40	201.03	227.21	College of Engineering	84,475,572	77,892,746	76,853,035	171,634,438
College of Human Sciences	38.20	39.33	51.32	34.22	College of Human Sciences	6,027,333	3,954,305	14,551,197	9,988,531
College of Mass Communication	0.15				College of Mass Communication	37,499			
College of Media and Communication	3.92	4.80	2.00	5.40	College of Media and Communication	1,605,098	1,394,397	45,000	525,110
College Visual and Performing Arts	5.00	2.00	4.50	1.00	College Visual and Performing Arts	445,389	40,000	89,997	6,000
Graduate School	1.00				Graduate School	100,000			
Honors College	0.20				Honors College	433,081			
Other Units and Activities	71.98	54.91	37.39	49.98	Other Units and Activities	15,498,254	18,211,995	11,319,177	21,086,654
Rawls College of Business	4.68	2.30	0.52	4.61	Rawls College of Business	789,192	1,324,776	677,454	620,538
School of Law	5.73	7.10	2.00	2.00	School of Law	8,997,140	1,157,281	572,000	631,433
University College	2.76	4.91	1.15	2.15	University College	710,425	863,680	399,660	199,966
Total	714	665	593	668	Total	224,458,262	183,713,416	192,560,081	311,705,386



Number of Awards received	FY11 thru Apr	FY12 thru Apr	FY13 thru Apr	FY14 thru Apr	Award Value	FY11 thru Apr	FY12 thru Apr	FY13 thru Apr	FY14 thru Apr
College of Ag Sci & Natural Resources	86.45	90.13	68.09	68.93	College of Ag Sci & Natural Resources	7,630,879	7,627,716	5,631,723	5,753,868
College of Architecture		1.50	0.50	0.50	College of Architecture		92,318	75,929	57,354
College of Arts and Sciences	75.08	69.86	50.65	70.21	College of Arts and Sciences	10,598,637	5,374,649	3,854,003	6,458,696
College of Education	9.44	15.80	13.15	19.27	College of Education	3,332,059	4,561,869	2,749,244	4,139,250
College of Engineering	109.46	93.46	109.48	114.56	College of Engineering	10,841,403	9,124,144	12,513,143	9,723,641
College of Human Sciences	21.05	27.40	12.52	18.94	College of Human Sciences	1,460,499	664,884	1,185,572	1,989,619
College of Media and Communication	2.00		3.00	1.00	College of Media and Communication	67,644		36,700	12,500
College Visual and Performing Arts	2.00	2.00	2.17	0.34	College Visual and Performing Arts	30,500	40,000	594,844	595,015
Other Units and Activities	42.61	46.05	33.44	49.40	Other Units and Activities	3,630,793	4,530,005	2,712,118	7,706,260
Rawls College of Business	2.96	2.00		3.85	Rawls College of Business	169,799	67,052		143,507
School of Law	8.25	7.00	4.00	3.00	School of Law	990,765	846,095	600,920	655,233
University College	0.70	2.80		1.00	University College	217,592	311,408		20,000
Total	360	358	297	351	Total	38,970,570	33,240,141	29,954,196	37,254,943