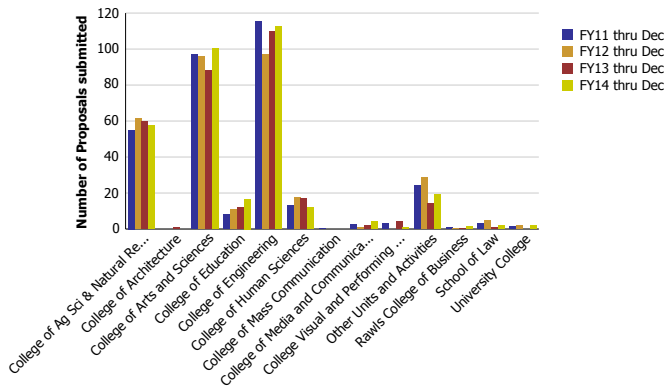
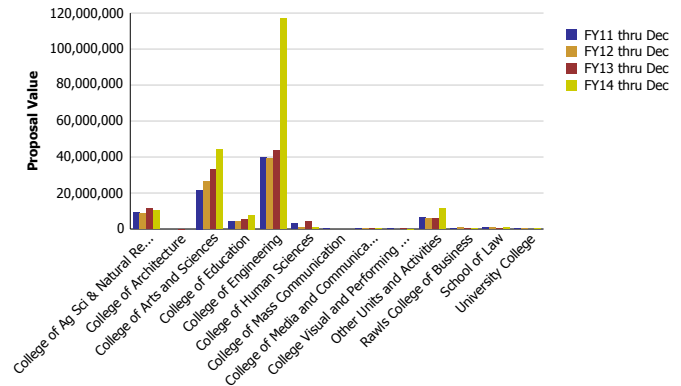


## Research Metrics through December FY14 (by Submitting Unit)

Number of Proposals submitted by Submitting Unit



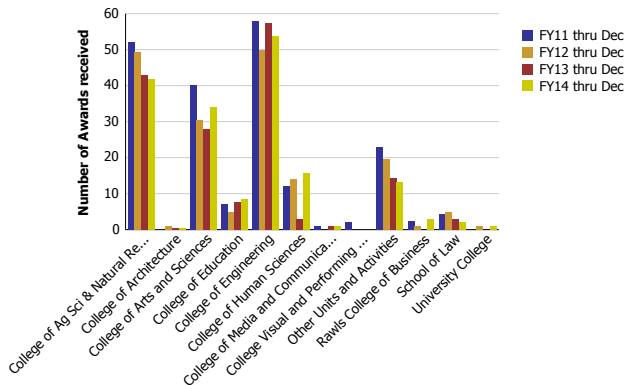
Proposal Value by Submitting Unit



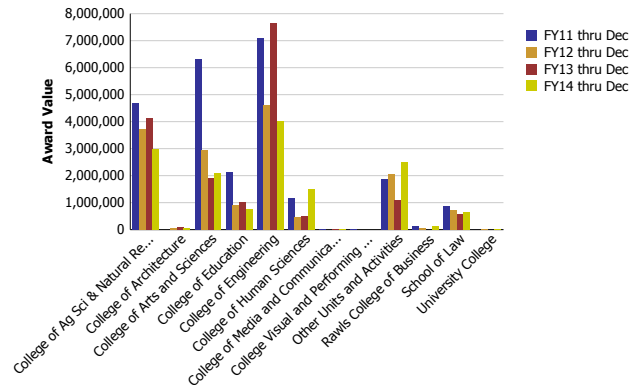
Number of Proposals submitted	FY11 thru Dec	FY12 thru Dec	FY13 thru Dec	FY14 thru Dec
College of Ag Sci & Natural Resources	55.02	61.41	59.54	57.56
College of Architecture			1.00	
College of Arts and Sciences	96.90	96.01	87.96	100.13
College of Education	8.33	10.90	12.10	16.68
College of Engineering	115.21	97.12	109.71	112.48
College of Human Sciences	13.02	17.60	17.15	11.98
College of Mass Communication	0.15			
College of Media and Communication	2.65	1.10	2.00	4.00
College Visual and Performing Arts	3.00		4.00	1.00
Other Units and Activities	24.34	28.81	14.14	18.97
Rawls College of Business	0.63	0.30	0.40	1.20
School of Law	3.25	5.00	1.00	2.00
University College	1.50	1.75		2.00
<b>Total</b>	<b>324</b>	<b>320</b>	<b>309</b>	<b>328</b>

Proposal Value	FY11 thru Dec	FY12 thru Dec	FY13 thru Dec	FY14 thru Dec
College of Ag Sci & Natural Resources	9,313,035	8,691,429	11,315,498	10,061,641
College of Architecture			13,694	
College of Arts and Sciences	21,693,008	26,424,654	33,187,890	44,102,226
College of Education	4,374,050	4,122,035	5,557,119	7,803,324
College of Engineering	39,508,193	39,015,639	43,583,349	117,031,168
College of Human Sciences	3,167,174	1,106,087	4,096,587	1,037,498
College of Mass Communication	37,499			
College of Media and Communication	169,935	351,000	45,000	84,121
College Visual and Performing Arts	105,500		80,000	6,000
Other Units and Activities	6,293,283	5,944,896	5,738,638	11,350,436
Rawls College of Business	104,778	1,050,000	317,482	166,701
School of Law	745,251	1,001,163	472,000	631,433
University College	230,309	150,562		49,998
<b>Total</b>	<b>85,742,015</b>	<b>87,857,466</b>	<b>104,407,258</b>	<b>192,324,547</b>

Number of Awards received by Submitting Unit



Award Value by Submitting Unit



Number of Awards received	FY11 thru Dec	FY12 thru Dec	FY13 thru Dec	FY14 thru Dec
College of Ag Sci & Natural Resources	52.23	49.28	42.99	41.71
College of Architecture		1.00	0.50	0.50
College of Arts and Sciences	40.06	30.46	27.98	33.93
College of Education	7.04	4.90	7.73	8.43
College of Engineering	57.95	49.86	57.38	53.73
College of Human Sciences	12.12	13.90	3.00	15.70
College of Media and Communication	1.00		1.00	1.00
College Visual and Performing Arts	2.00			
Other Units and Activities	23.05	19.60	14.42	13.15
Rawls College of Business	2.30	1.00		2.85
School of Law	4.25	5.00	3.00	2.00
University College		1.00		1.00
<b>Total</b>	<b>202</b>	<b>176</b>	<b>158</b>	<b>174</b>

Award Value	FY11 thru Dec	FY12 thru Dec	FY13 thru Dec	FY14 thru Dec
College of Ag Sci & Natural Resources	4,669,910	3,723,155	4,128,298	2,965,027
College of Architecture		69,068	75,928	57,354
College of Arts and Sciences	6,301,962	2,959,052	1,894,349	2,095,710
College of Education	2,132,868	893,637	1,027,441	755,951
College of Engineering	7,100,246	4,618,052	7,648,217	4,026,444
College of Human Sciences	1,171,699	472,207	502,959	1,492,798
College of Media and Communication	20,144		20,000	12,500
College Visual and Performing Arts	30,500			
Other Units and Activities	1,868,936	2,069,221	1,106,706	2,497,287
Rawls College of Business	142,901	42,276		136,237
School of Law	873,398	720,996	562,920	631,433
University College		1,800		20,000
<b>Total</b>	<b>24,312,563</b>	<b>15,569,464</b>	<b>16,966,820</b>	<b>14,690,742</b>