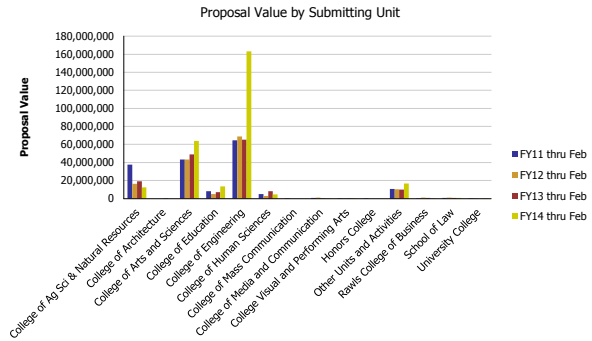
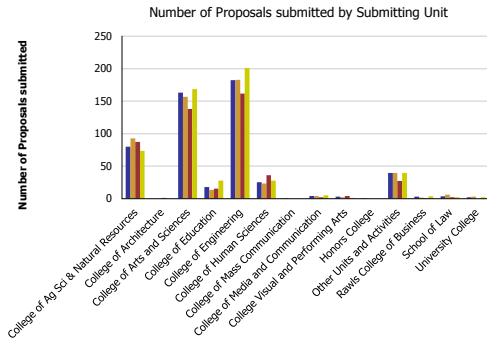
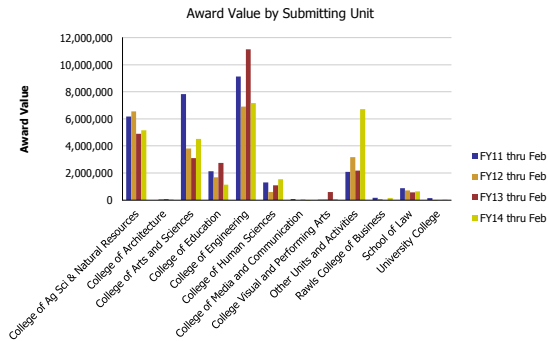
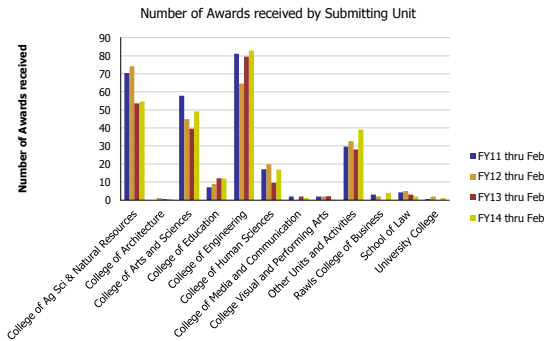


Research Metrics through February FY14 (by Submitting Unit)



Number of Proposals submitted	FY11 thru Feb	FY12 thru Feb	FY13 thru Feb	FY14 thru Feb	Proposal Value	FY11 thru Feb	FY12 thru Feb	FY13 thru Feb	FY14 thru Feb
College of Ag Sci & Natural Resources	80.02	92.41	87.28	73.29	College of Ag Sci & Natural Resources	37,747,153	16,272,645	19,038,444	12,527,090
College of Architecture			1.00		College of Architecture			13,694	
College of Arts and Sciences	162.95	156.74	138.22	168.45	College of Arts and Sciences	43,308,056	43,405,236	48,958,688	63,788,172
College of Education	17.64	13.50	15.33	27.57	College of Education	8,322,128	4,954,272	6,957,208	13,405,184
College of Engineering	182.39	182.61	161.51	201.20	College of Engineering	64,625,599	68,715,163	65,121,636	163,345,628
College of Human Sciences	25.12	23.33	35.82	27.83	College of Human Sciences	5,046,498	2,698,437	8,198,044	4,593,963
College of Mass Communication	0.15				College of Mass Communication	37,499			
College of Media and Communication	3.85	3.80	2.00	5.00	College of Media and Communication	650,516	1,263,849	45,000	369,149
College Visual and Performing Arts	3.00	2.00	4.00	1.00	College Visual and Performing Arts	105,500	40,000	80,000	6,000
Honors College	0.20				Honors College	433,081			
Other Units and Activities	39.24	39.56	27.32	39.38	Other Units and Activities	10,585,563	10,314,405	9,797,606	16,669,672
Rawls College of Business	3.03	1.30	0.52	3.28	Rawls College of Business	285,169	1,074,776	677,454	229,321
School of Law	3.25	6.00	2.00	2.00	School of Law	745,251	1,052,284	572,000	631,433
University College	2.16	2.75		2.00	University College	546,590	152,142		49,998
Total	523	524	475	551	Total	172,438,604	149,943,208	159,459,773	275,615,630



Number of Awards received	FY11 thru Feb	FY12 thru Feb	FY13 thru Feb	FY14 thru Feb	Award Value	FY11 thru Feb	FY12 thru Feb	FY13 thru Feb	FY14 thru Feb
College of Ag Sci & Natural Resources	70.48	74.08	53.49	54.71	College of Ag Sci & Natural Resources	6,174,437	6,540,356	4,895,710	5,148,211
College of Architecture		1.00	0.50	0.50	College of Architecture		69,068	75,929	57,354
College of Arts and Sciences	57.81	44.91	39.65	49.19	College of Arts and Sciences	7,829,790	3,797,338	3,103,051	4,526,399
College of Education	7.04	8.90	12.15	11.85	College of Education	2,132,868	1,675,398	2,739,244	1,146,944
College of Engineering	81.13	64.61	79.48	82.81	College of Engineering	9,121,704	6,898,029	11,142,169	7,164,737
College of Human Sciences	17.12	19.90	9.52	16.82	College of Human Sciences	1,307,208	594,223	1,099,123	1,550,092
College of Mass Communication	2.00		2.00	1.00	College of Mass Communication	67,644		32,500	12,500
College of Media and Communication	2.00	2.00	2.17	0.17	College of Media and Communication	30,500	40,000	594,844	79,466
College Visual and Performing Arts	29.71	32.60	28.04	39.10	College Visual and Performing Arts	2,076,868	3,172,193	2,167,869	6,715,301
Other Units and Activities	2.96	2.00		3.85	Other Units and Activities	169,799	67,052		143,507
Rawls College of Business	4.25	5.00	3.00	2.00	Rawls College of Business	873,398	720,996	562,920	631,433
School of Law	0.50	2.00		1.00	School of Law	135,000	3,380		20,000
University College					University College				
Total	275	257	230	263	Total	29,919,215	23,578,033	26,413,358	27,195,944