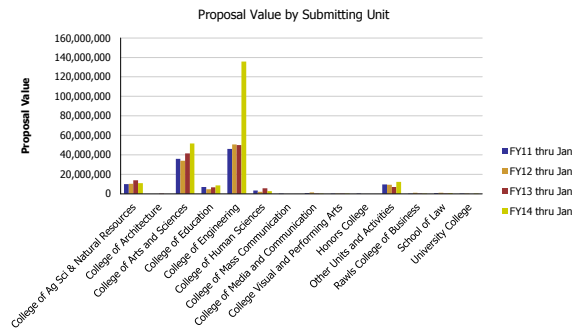
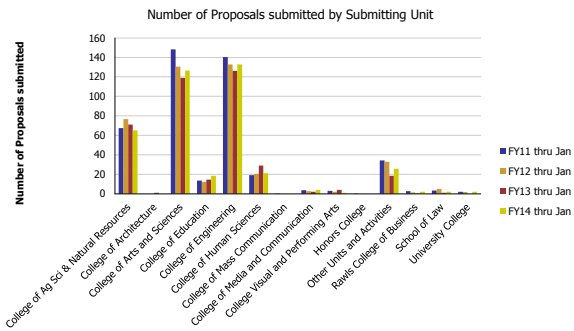
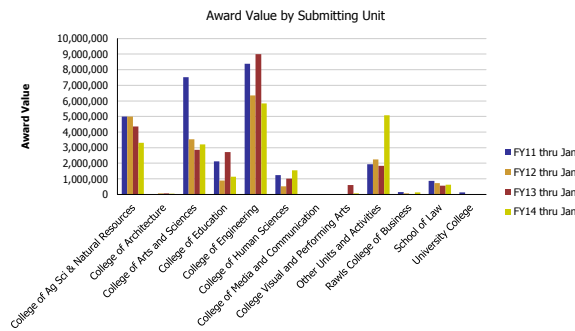
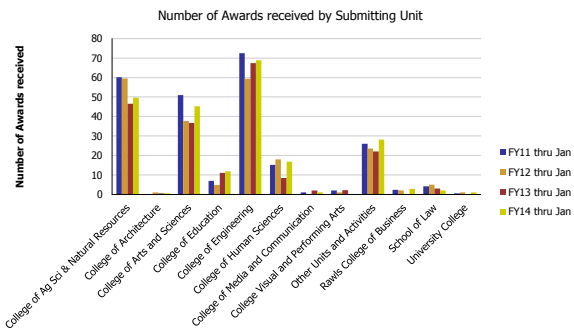


Research Metrics through January FY14 (by Submitting Unit)



Number of Proposals submitted	FY11 thru Jan	FY12 thru Jan	FY13 thru Jan	FY14 thru Jan	Proposal Value	FY11 thru Jan	FY12 thru Jan	FY13 thru Jan	FY14 thru Jan
College of Ag Sci & Natural Resources	67.27	76.56	71.16	65.02	College of Ag Sci & Natural Resources	10,090,222	10,163,356	13,988,389	10,950,823
College of Architecture			1.00		College of Architecture			13,694	
College of Arts and Sciences	148.30	130.61	119.04	126.67	College of Arts and Sciences	35,907,393	33,802,170	41,416,341	51,789,175
College of Education	13.68	12.40	14.60	18.48	College of Education	7,001,577	4,547,035	6,624,786	8,653,389
College of Engineering	140.25	132.92	126.21	132.90	College of Engineering	45,975,952	50,638,319	50,160,164	135,715,531
College of Human Sciences	19.02	20.60	29.15	20.98	College of Human Sciences	3,423,652	2,096,728	5,572,061	2,734,734
College of Mass Communication	0.15				College of Mass Communication	37,499			
College of Media and Communication	3.85	2.80	2.00	4.00	College of Media and Communication	650,516	1,249,149	45,000	84,121
College Visual and Performing Arts	3.00	2.00	4.00	1.00	College Visual and Performing Arts	105,500	40,000	80,000	6,000
Honors College	0.20				Honors College	433,081			
Other Units and Activities	34.24	33.06	18.44	25.75	Other Units and Activities	9,623,899	9,198,653	7,069,408	12,339,526
Rawls College of Business	2.63	1.30	0.40	2.20	Rawls College of Business	137,277	1,074,776	317,482	173,971
School of Law	3.25	5.00	1.00	2.00	School of Law	745,251	1,001,163	472,000	631,433
University College	2.16	1.75		2.00	University College	546,590	150,562		49,998
Total	438	419	387	401	Total	114,678,409	113,962,911	125,759,325	223,128,701



Number of Awards received	FY11 thru Jan	FY12 thru Jan	FY13 thru Jan	FY14 thru Jan	Award Value	FY11 thru Jan	FY12 thru Jan	FY13 thru Jan	FY14 thru Jan
College of Ag Sci & Natural Resources	60.23	59.58	46.49	49.71	College of Ag Sci & Natural Resources	4,999,842	5,002,704	4,361,233	3,304,652
College of Architecture		1.00	0.50		College of Architecture		69,068	75,929	57,354
College of Arts and Sciences	51.06	37.66	36.65	45.19	College of Arts and Sciences	7,520,489	3,530,111	2,858,051	3,201,984
College of Education	7.04	4.90	11.15	11.85	College of Education	2,132,868	893,637	2,723,492	1,146,944
College of Engineering	72.45	59.36	67.48	68.81	College of Engineering	8,385,820	6,356,542	9,004,095	5,837,100
College of Human Sciences	15.12	17.90	8.52	16.82	College of Human Sciences	1,249,713	530,635	1,010,107	1,550,092
College of Media and Communication	1.00		2.00	1.00	College of Media and Communication	20,144		32,500	12,500
College Visual and Performing Arts	2.00	1.00	2.17	0.17	College Visual and Performing Arts	30,500	30,000	594,844	79,468
Other Units and Activities	26.05	23.60	22.04	28.10	Other Units and Activities	1,936,782	2,250,702	1,839,201	5,076,596
Rawls College of Business	2.30	2.00		2.85	Rawls College of Business	142,901	67,052		136,237
School of Law	4.25	5.00	3.00	2.00	School of Law	873,398	720,996	562,920	631,433
University College	0.50	1.00		1.00	University College	135,000	1,800		20,000
Total	242	213	200	228	Total	27,427,456	19,453,247	23,062,371	21,054,358