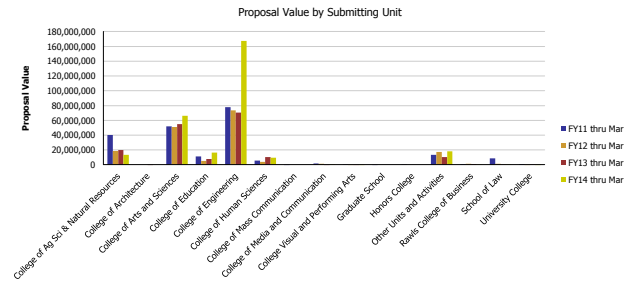
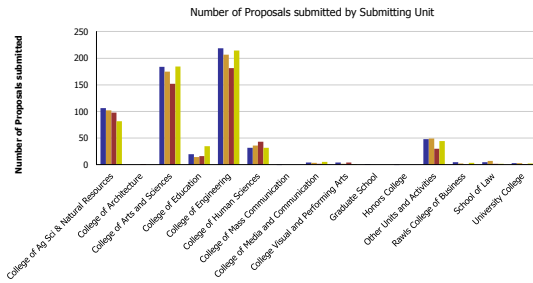
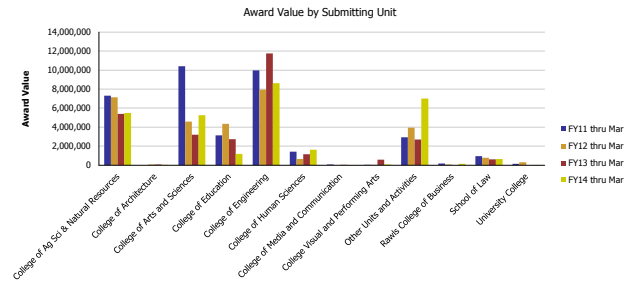
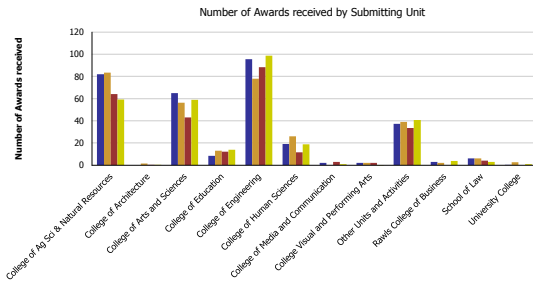


### Research Metrics through March FY14 (by Submitting Unit)



Number of Proposals submitted	FY11 thru Mar	FY12 thru Mar	FY13 thru Mar	FY14 thru Mar	Proposal Value	FY11 thru Mar	FY12 thru Mar	FY13 thru Mar	FY14 thru Mar
College of Ag Sci & Natural Resources	106.47	102.16	97.78	81.97	College of Ag Sci & Natural Resources	40,045,414	16,539,671	19,800,672	13,609,928
College of Architecture	-	-	1.00	-	College of Architecture	-	-	13,694	-
College of Arts and Sciences	184.03	174.86	151.82	184.57	College of Arts and Sciences	51,899,698	51,193,106	54,846,871	66,305,197
College of Education	19.81	14.50	16.18	34.99	College of Education	11,106,123	5,220,289	7,912,616	16,403,882
College of Engineering	218.97	206.89	181.71	214.41	College of Engineering	78,016,186	73,711,019	70,463,277	167,405,344
College of Human Sciences	31.92	36.33	43.52	31.72	College of Human Sciences	5,523,095	3,810,912	10,494,614	9,485,361
College of Mass Communication	0.15	-	-	-	College of Mass Communication	37,499	-	-	-
College of Media and Communication	3.92	3.80	2.00	5.40	College of Media and Communication	1,605,098	1,263,849	45,000	525,110
College Visual and Performing Arts	4.00	2.00	4.00	1.00	College Visual and Performing Arts	423,020	40,000	80,000	6,000
Graduate School	1.00	-	-	-	Graduate School	100,000	-	-	-
Honors College	0.20	-	-	-	Honors College	433,081	-	-	-
Other Units and Activities	48.26	49.41	30.32	44.18	Other Units and Activities	13,450,829	17,263,634	10,373,606	18,059,673
Rawls College of Business	4.68	2.30	0.52	3.61	Rawls College of Business	789,192	1,324,776	677,454	612,559
School of Law	4.83	7.00	2.00	2.00	School of Law	8,704,641	1,127,284	572,000	631,433
University College	2.76	2.75	1.15	2.15	University College	710,425	152,142	399,660	199,966
<b>Total</b>	<b>631</b>	<b>602</b>	<b>532</b>	<b>606</b>	<b>Total</b>	<b>212,844,301</b>	<b>173,646,682</b>	<b>175,679,463</b>	<b>293,244,452</b>



Number of Awards received	FY11 thru Mar	FY12 thru Mar	FY13 thru Mar	FY14 thru Mar	Award Value	FY11 thru Mar	FY12 thru Mar	FY13 thru Mar	FY14 thru Mar
College of Ag Sci & Natural Resources	82.05	83.48	64.09	59.33	College of Ag Sci & Natural Resources	7,317,152	7,144,977	5,381,954	5,506,518
College of Architecture	-	1.50	0.50	0.50	College of Architecture	-	92,318	75,929	57,354
College of Arts and Sciences	65.08	56.21	42.90	58.86	College of Arts and Sciences	10,404,223	4,575,405	3,211,551	5,270,950
College of Education	8.44	13.10	12.15	13.85	College of Education	3,131,686	4,359,369	2,739,244	1,179,084
College of Engineering	95.46	77.96	88.23	98.81	College of Engineering	9,963,941	7,955,599	11,745,680	8,617,099
College of Human Sciences	19.05	25.90	11.52	18.82	College of Human Sciences	1,434,813	645,879	1,141,572	1,625,702
College of Media and Communication	2.00	-	3.00	1.00	College of Media and Communication	67,644	36,700	12,500	-
College Visual and Performing Arts	2.00	2.00	2.17	0.17	College Visual and Performing Arts	30,500	40,000	594,844	79,466
Other Units and Activities	37.21	39.05	33.44	40.81	Other Units and Activities	2,939,946	3,945,335	2,712,116	7,020,175
Rawls College of Business	2.96	2.00	-	3.85	Rawls College of Business	169,799	67,052	143,507	-
School of Law	6.25	6.00	4.00	3.00	School of Law	934,298	795,996	600,920	655,233
University College	0.50	2.80	-	1.00	University College	135,000	311,408	20,000	-
<b>Total</b>	<b>321</b>	<b>310</b>	<b>262</b>	<b>300</b>	<b>Total</b>	<b>36,529,002</b>	<b>29,933,339</b>	<b>28,240,512</b>	<b>30,187,588</b>