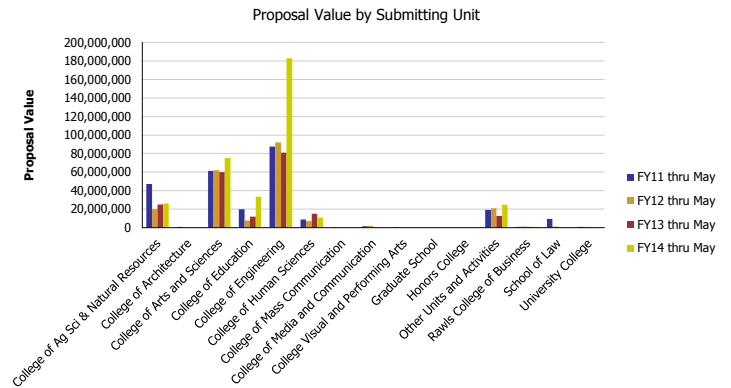
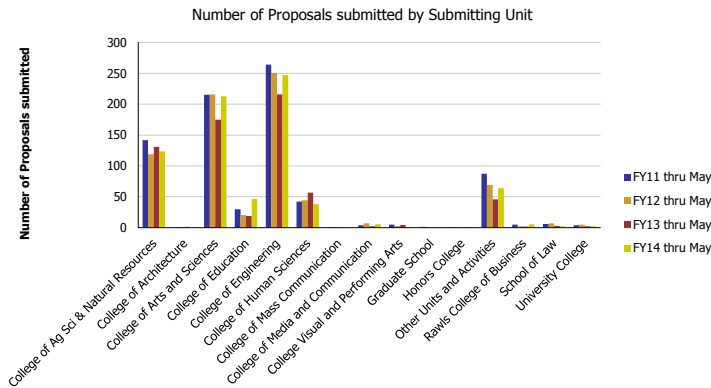
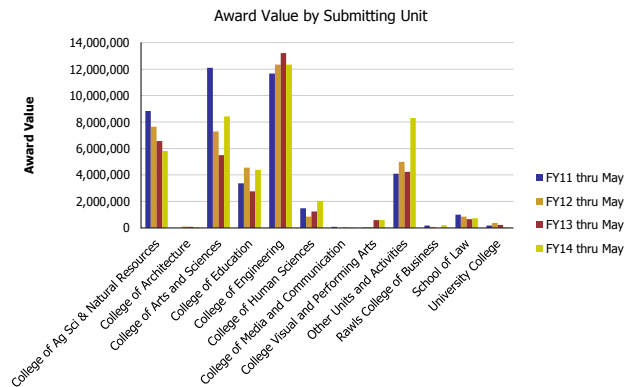
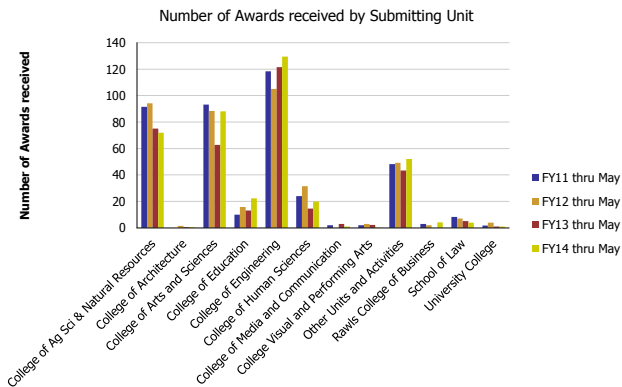


Research Metrics through May FY14 (by Submitting Unit)



Number of Proposals submitted	FY11 thru May	FY12 thru May	FY13 thru May	FY14 thru May	Proposal Value	FY11 thru May	FY12 thru May	FY13 thru May	FY14 thru May
College of Ag Sci & Natural Resources	141.97	118.71	130.65	123.65	College of Ag Sci & Natural Resources	47,287,065	19,839,250	25,175,256	25,979,537
College of Architecture	0.50		1.00		College of Architecture	712,891		13,694	
College of Arts and Sciences	215.23	215.94	175.10	212.66	College of Arts and Sciences	61,478,551	61,869,038	59,843,608	75,136,566
College of Education	29.99	20.43	18.84	46.19	College of Education	19,739,581	7,607,579	11,990,478	33,423,676
College of Engineering	263.96	250.55	215.73	247.18	College of Engineering	87,587,247	92,038,764	80,849,789	183,176,828
College of Human Sciences	42.25	44.33	56.92	38.22	College of Human Sciences	8,846,216	7,135,640	15,044,521	10,679,193
College of Mass Communication	0.15				College of Mass Communication	37,499			
College of Media and Communication	3.92	6.80	2.00	5.40	College of Media and Communication	1,605,098	1,847,383	45,000	525,110
College Visual and Performing Arts	5.00	3.00	4.50	1.00	College Visual and Performing Arts	445,389	40,500	89,997	6,000
Graduate School	1.00				Graduate School	100,000			
Honors College	0.20			0.55	Honors College	433,081			127,947
Other Units and Activities	63.71	68.93	45.59	63.71	Other Units and Activities	19,223,048	20,859,892	12,481,501	24,593,800
Rawls College of Business	4.83	2.30	1.52	5.29	Rawls College of Business	857,570	1,324,776	742,665	824,091
School of Law	5.98	7.10	3.00	2.00	School of Law	9,292,162	1,157,281	622,000	631,433
University College	3.76	4.91	2.15	2.15	University College	776,701	863,680	401,660	199,966
Total	806	743	657	748	Total	258,422,098	214,583,783	207,300,169	355,304,147



Number of Awards received	FY11 thru May	FY12 thru May	FY13 thru May	FY14 thru May	Award Value	FY11 thru May	FY12 thru May	FY13 thru May	FY14 thru May
College of Ag Sci & Natural Resources	91.45	94.13	75.09	71.93	College of Ag Sci & Natural Resources	8,827,856	7,645,906	6,563,250	5,808,247
College of Architecture		1.50	0.50		College of Architecture		92,318	75,929	57,354
College of Arts and Sciences	93.08	88.36	62.65	88.16	College of Arts and Sciences	12,103,879	7,297,781	5,496,073	8,429,028
College of Education	9.94	15.80	13.15	22.27	College of Education	3,362,059	4,561,869	2,749,244	4,380,939
College of Engineering	118.46	104.96	121.48	129.56	College of Engineering	11,664,996	12,351,812	13,216,824	12,344,305
College of Human Sciences	24.05	31.40	14.52	19.94	College of Human Sciences	1,480,902	858,455	1,237,576	2,045,208
College of Mass Communication	2.00		3.00	1.00	College of Mass Communication	67,644		36,700	12,500
College of Media and Communication	2.00	3.00	2.17	0.34	College Visual and Performing Arts	30,500	40,500	594,844	595,015
College Visual and Performing Arts	2.00				Other Units and Activities	4,081,779	4,981,023	4,232,037	8,299,468
Other Units and Activities	48.11	49.05	43.44	52.15	Rawls College of Business	169,799	67,052		190,992
Rawls College of Business	2.96	2.00		4.15	School of Law	990,765	846,095	650,920	716,433
School of Law	8.25	7.00	5.00	4.00	University College	183,592	369,408	230,000	20,000
University College	1.70	3.80	1.00	1.00	Total	42,963,770	39,112,220	35,083,397	42,899,489
Total	402	401	342	395					