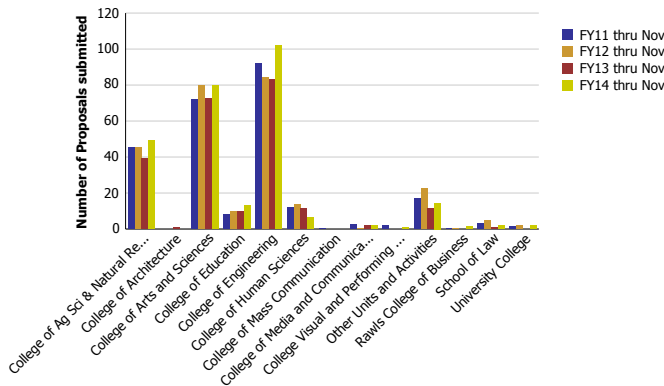
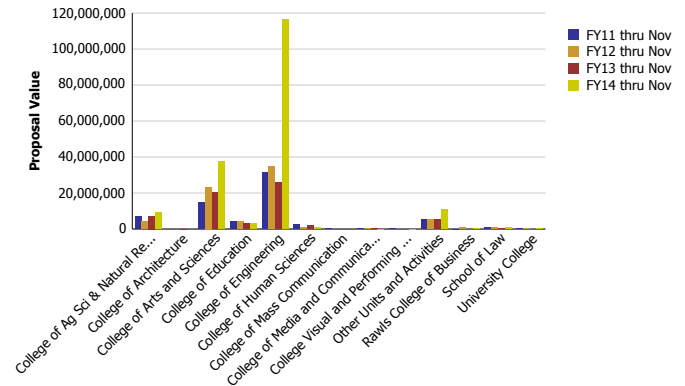


Research Metrics through November FY14 (by Submitting Unit)

Number of Proposals submitted by Submitting Unit



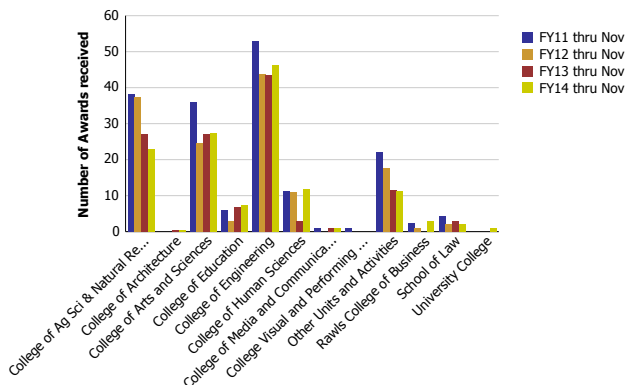
Proposal Value by Submitting Unit



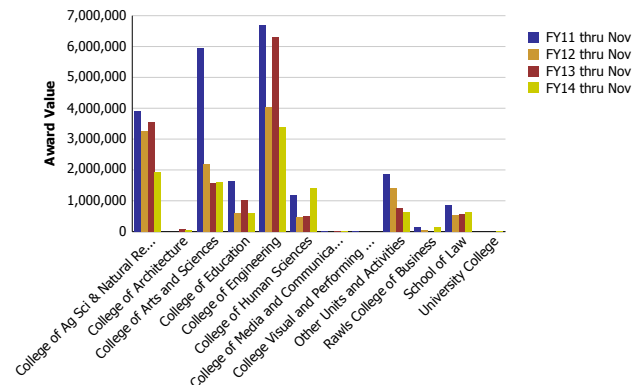
Number of Proposals submitted	FY11 thru Nov	FY12 thru Nov	FY13 thru Nov	FY14 thru Nov
College of Ag Sci & Natural Resources	45.41	45.21	39.34	49.04
College of Architecture			1.00	
College of Arts and Sciences	72.03	79.53	72.40	79.68
College of Education	8.00	9.70	9.73	13.18
College of Engineering	92.03	84.20	83.14	101.93
College of Human Sciences	11.73	13.60	11.15	6.50
College of Mass Communication	0.15			
College of Media and Communication	2.65	0.10	2.00	2.00
College Visual and Performing Arts	2.00			1.00
Other Units and Activities	17.00	22.61	11.24	14.47
Rawls College of Business	0.25	0.30		1.20
School of Law	3.25	5.00	1.00	2.00
University College	1.50	1.75		2.00
Total	256	262	231	273

Proposal Value	FY11 thru Nov	FY12 thru Nov	FY13 thru Nov	FY14 thru Nov
College of Ag Sci & Natural Resources	6,921,314	4,436,219	7,233,184	9,022,036
College of Architecture			13,694	
College of Arts and Sciences	14,555,579	23,360,735	20,131,720	37,693,516
College of Education	4,260,200	4,052,156	2,967,141	3,273,614
College of Engineering	31,604,527	34,911,984	25,607,180	116,595,202
College of Human Sciences	2,290,161	914,601	2,046,528	599,618
College of Mass Communication	37,499			
College of Media and Communication	169,935	350,000	45,000	15,000
College Visual and Performing Arts	105,000			6,000
Other Units and Activities	5,401,910	5,337,106	5,412,189	10,799,800
Rawls College of Business	2,750	1,050,000		166,701
School of Law	745,251	1,001,163	472,000	631,433
University College	230,309	150,562		49,998
Total	66,324,435	75,564,526	63,928,635	178,852,918

Number of Awards received by Submitting Unit



Award Value by Submitting Unit



Number of Awards received	FY11 thru Nov	FY12 thru Nov	FY13 thru Nov	FY14 thru Nov
College of Ag Sci & Natural Resources	38.23	37.28	26.99	22.81
College of Architecture			0.50	0.50
College of Arts and Sciences	36.06	24.46	26.98	27.33
College of Education	6.04	2.90	6.73	7.43
College of Engineering	52.95	43.86	43.38	46.23
College of Human Sciences	11.12	10.90	3.00	11.70
College of Media and Communication	1.00		1.00	1.00
College Visual and Performing Arts	1.00			
Other Units and Activities	22.05	17.60	11.42	11.15
Rawls College of Business	2.30	1.00		2.85
School of Law	4.25	2.00	3.00	2.00
University College				1.00
Total	175	140	123	134

Award Value	FY11 thru Nov	FY12 thru Nov	FY13 thru Nov	FY14 thru Nov
College of Ag Sci & Natural Resources	3,895,135	3,243,855	3,558,124	1,943,676
College of Architecture			75,928	57,354
College of Arts and Sciences	5,935,868	2,183,209	1,572,887	1,593,641
College of Education	1,632,868	615,185	1,017,441	605,951
College of Engineering	6,707,591	4,036,373	6,317,931	3,377,892
College of Human Sciences	1,169,774	461,592	502,959	1,423,123
College of Media and Communication	20,144		20,000	12,500
College Visual and Performing Arts	30,000			
Other Units and Activities	1,858,936	1,396,284	762,512	627,137
Rawls College of Business	142,901	42,276		136,237
School of Law	873,398	520,000	562,920	631,433
University College				20,000
Total	22,266,614	12,498,774	14,390,704	10,428,945