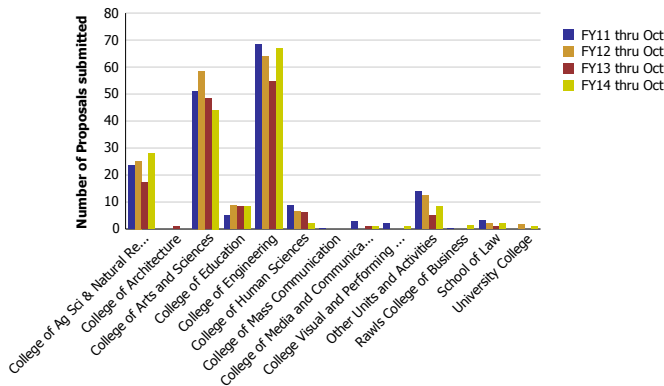
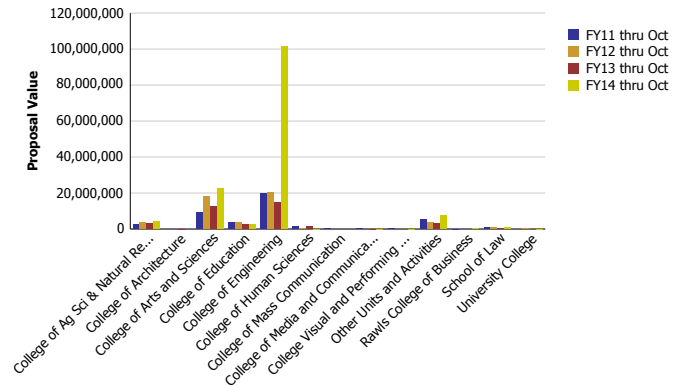


## Research Metrics through October FY14 (by Submitting Unit)

Number of Proposals submitted by Submitting Unit



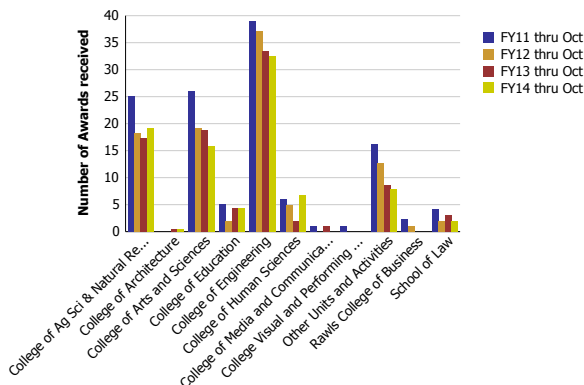
Proposal Value by Submitting Unit



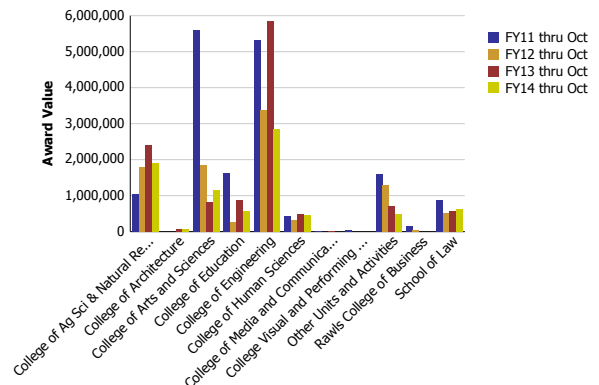
| Number of Proposals submitted         | FY11 thru Oct | FY12 thru Oct | FY13 thru Oct | FY14 thru Oct |
|---------------------------------------|---------------|---------------|---------------|---------------|
| College of Ag Sci & Natural Resources | 23.41         | 25.21         | 17.34         | 28.14         |
| College of Architecture               |               |               | 1.00          |               |
| College of Arts and Sciences          | 51.03         | 58.53         | 48.50         | 44.10         |
| College of Education                  | 5.00          | 8.70          | 8.33          | 8.18          |
| College of Engineering                | 68.53         | 63.93         | 54.59         | 66.91         |
| College of Human Sciences             | 8.73          | 6.60          | 6.20          | 2.00          |
| College of Mass Communication         | 0.15          |               |               |               |
| College of Media and Communication    | 2.65          |               | 1.00          | 1.00          |
| College Visual and Performing Arts    | 2.00          |               |               | 1.00          |
| Other Units and Activities            | 14.00         | 12.28         | 5.04          | 8.47          |
| Rawls College of Business             | 0.25          |               |               | 1.20          |
| School of Law                         | 3.25          | 2.00          | 1.00          | 2.00          |
| University College                    |               | 1.75          |               | 1.00          |
| <b>Total</b>                          | <b>179</b>    | <b>179</b>    | <b>143</b>    | <b>164</b>    |

| Proposal Value                        | FY11 thru Oct     | FY12 thru Oct     | FY13 thru Oct     | FY14 thru Oct      |
|---------------------------------------|-------------------|-------------------|-------------------|--------------------|
| College of Ag Sci & Natural Resources | 2,392,386         | 3,390,166         | 3,278,582         | 4,076,072          |
| College of Architecture               |                   |                   | 13,694            |                    |
| College of Arts and Sciences          | 9,253,173         | 17,918,210        | 12,580,679        | 22,535,977         |
| College of Education                  | 3,503,618         | 3,699,839         | 2,466,627         | 2,752,578          |
| College of Engineering                | 19,511,603        | 20,173,657        | 14,822,891        | 101,449,536        |
| College of Human Sciences             | 1,604,004         | 430,024           | 1,506,272         | 11,200             |
| College of Mass Communication         | 37,499            |                   |                   |                    |
| College of Media and Communication    | 169,935           |                   | 20,000            | 2,500              |
| College Visual and Performing Arts    | 105,000           |                   |                   | 6,000              |
| Other Units and Activities            | 5,230,137         | 3,532,516         | 2,857,464         | 7,586,649          |
| Rawls College of Business             | 2,750             |                   |                   | 166,701            |
| School of Law                         | 745,251           | 600,000           | 472,000           | 631,433            |
| University College                    |                   | 150,562           |                   | 20,000             |
| <b>Total</b>                          | <b>42,555,356</b> | <b>49,894,973</b> | <b>38,018,211</b> | <b>139,238,646</b> |

Number of Awards received by Submitting Unit



Award Value by Submitting Unit



| Number of Awards received             | FY11 thru Oct | FY12 thru Oct | FY13 thru Oct | FY14 thru Oct |
|---------------------------------------|---------------|---------------|---------------|---------------|
| College of Ag Sci & Natural Resources | 25.14         | 18.28         | 17.25         | 19.14         |
| College of Architecture               |               |               | 0.50          | 0.50          |
| College of Arts and Sciences          | 26.06         | 19.11         | 18.80         | 15.83         |
| College of Education                  | 5.04          | 2.00          | 4.40          | 4.43          |
| College of Engineering                | 38.94         | 37.11         | 33.38         | 32.58         |
| College of Human Sciences             | 6.00          | 4.90          | 2.00          | 6.70          |
| College of Media and Communication    | 1.00          |               | 1.00          |               |
| College Visual and Performing Arts    | 1.00          |               |               |               |
| Other Units and Activities            | 16.27         | 12.60         | 8.67          | 7.82          |
| Rawls College of Business             | 2.30          | 1.00          |               |               |
| School of Law                         | 4.25          | 2.00          | 3.00          | 2.00          |
| <b>Total</b>                          | <b>126</b>    | <b>97</b>     | <b>89</b>     | <b>89</b>     |

| Award Value                           | FY11 thru Oct     | FY12 thru Oct    | FY13 thru Oct     | FY14 thru Oct    |
|---------------------------------------|-------------------|------------------|-------------------|------------------|
| College of Ag Sci & Natural Resources | 1,034,388         | 1,805,709        | 2,414,495         | 1,891,726        |
| College of Architecture               |                   |                  | 75,928            | 57,354           |
| College of Arts and Sciences          | 5,603,037         | 1,849,327        | 810,442           | 1,166,811        |
| College of Education                  | 1,620,868         | 258,447          | 869,500           | 556,083          |
| College of Engineering                | 5,333,430         | 3,366,063        | 5,852,540         | 2,855,169        |
| College of Human Sciences             | 424,306           | 312,771          | 495,000           | 469,027          |
| College of Media and Communication    | 20,144            |                  | 20,000            |                  |
| College Visual and Performing Arts    | 30,000            |                  |                   |                  |
| Other Units and Activities            | 1,595,362         | 1,282,726        | 708,512           | 477,787          |
| Rawls College of Business             | 142,901           | 42,276           |                   |                  |
| School of Law                         | 873,398           | 520,000          | 562,920           | 631,433          |
| <b>Total</b>                          | <b>16,677,834</b> | <b>9,437,319</b> | <b>11,809,337</b> | <b>8,105,390</b> |