



TEXAS TECH UNIVERSITY

# Information Technology Division

## 2017 SGA General Elections

Title	Votes Cast Today	Total Votes Cast	Total Eligible Voters	Voter Turnout (%)
2017 Spring SGA Election: Individual College Senator - LW	0	54	500	10.80%
2017 Spring SGA Election: Individual College Senator - GR	0	407	5899	6.90%
2017 Spring SGA Election: Individual College Senator - VP	0	137	729	18.79%
2017 Spring SGA Election: Individual College Senator - MC	0	501	1640	30.55%
2017 Spring SGA Election: Individual College Senator - HS	0	584	2619	22.30%
2017 Spring SGA Election: Individual College Senator - EN	0	807	4376	18.44%
2017 Spring SGA Election: Individual College Senator - ED	0	169	767	22.03%
2017 Spring SGA Election: Individual College Senator - BA	0	1010	3808	26.52%
2017 Spring SGA Election: Individual College Senator - AS	0	1416	8238	17.19%
2017 Spring SGA Election: Individual College Senator - AG	0	543	1622	33.48%
2017 Spring SGA Election: Graduate School Vice President	0	688	6367	10.81%
2017 Spring SGA Election: Honors College	0	516	1310	39.39%
2017 Spring SGA Election: Individual College Senator - AR	0	46	403	11.41%
2017 Spring SGA General Election	0	7331	33839	21.66%



TEXAS TECH UNIVERSITY  
Information Technology Division

2017 SGA General Elections

**Executive Positions**

President			
Total Voters:33839			
Choice	View Raw Votes	Votes	Percentage
Hunter Hall		2144	31%
Robbie Meyer		4699	68%
Write-in First and Last Name		46	1%

External Vice President			
Total Voters:33839			
Choice	View Raw Votes	Votes	Percentage
Sean Barela		1902	28%
Avery Martinez		4830	71%
Write-in First and Last Name		38	1%

Internal Vice President			
Total Voters:33839			
Choice	View Raw Votes	Votes	Percentage
Emily Jenkins		2021	30%
Alissa Payne		4697	70%
Write-in First and Last Name		33	0%



TEXAS TECH UNIVERSITY  
Information Technology Division

2017 SGA General Elections

Senator At-Large			
Total Voters:33839			
Choice	<a href="#">View Raw Votes</a>	Votes	Percentage
Alissa Payne		1807	6%
Emily Jenkins		1156	4%
Kelsey Holt		1156	4%
Palak Ghetiya		689	2%
Sterling Shrum		1052	4%
John Patterson		526	2%
Jack Cantrell		1021	3%
Haley Sparks		911	3%
Emily Curry		672	2%
Emily Garcia		883	3%
Robbyn Smith		499	2%
Landre Griffin		711	2%
Avery Martinez		1190	4%
Tre' Newby		1193	4%
Shannon Shipley		455	2%
Ashton Gaconnier		437	1%
Robbie Meyer		1592	5%
Tori Salley		543	2%
JD De Los Santos		700	2%



TEXAS TECH UNIVERSITY  
Information Technology Division

2017 SGA General Elections

Dillon Springfield		997		3%
Jared Pool		499		2%
Rilyn Westbrook		1221		4%
Aliscia Brorman		299		1%
Tatum Richey		752		3%
JT Cary		374		1%
Hunter Hall		1200		4%
Maria Corte		358		1%
Brian Friedrichs		622		2%
Georgia-Beth Blue		626		2%
Kevin Strebel		282		1%
Colton Harbert		946		3%
Zachary Crow		517		2%
Weston Ward		459		2%
Grant Gilbert		847		3%
Allie Eklund		1095		4%
Trent Rockafellow		663		2%
Tristan Torres		728		2%
Write-in First and Last Name		207		1%



TEXAS TECH UNIVERSITY  
Information Technology Division

2017 SGA General Elections

Senate Concurrent Resolution 52.22: proposes a change to Article IV of the Texas Tech University Student Government Constitution, allowing the Student Body President to fill any open Student Government Supreme Court Seat that is left vacant. SCR52.22 also requires all justices both graduate and undergraduate to be in good standing and requires undergraduate students to have a 2.5 GPA. The full resolution can be reviewed on the Student Government Association website.

Do you support the changes to Article IV of the Student Government Association Constitution, allowing the President to maintain of complete and fully functioning Supreme Court?

Total Voters:33839

Choice

View Raw  
Votes

Votes

Percentage

Yes, I approve of the changes



6247

95%

No, I do not approve of the changes



354

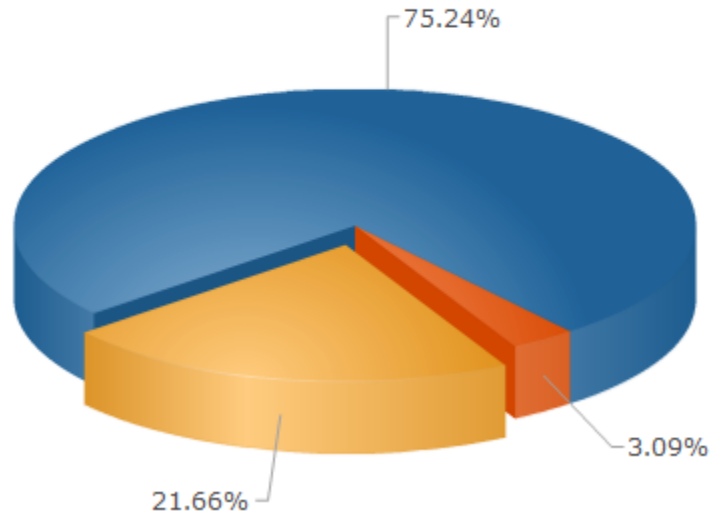
5%



TEXAS TECH UNIVERSITY  
Information Technology Division

2017 SGA General Elections

Voter Turnout Report



Turnout


Total Voters: 33839

	%	#
 <b>Voted</b>	21.66%	7331
 <b>Viewed But Not Voted</b>	3.09%	1047
 <b>No Activity</b>	75.24%	25461



### Activity By Day Report

This graph shows which day of the week has historically been most active



### Activity By Day

Day	%	#
Tuesday	74%	5440
Wednesday	25%	1891



TEXAS TECH UNIVERSITY  
Information Technology Division

2017 SGA General Elections

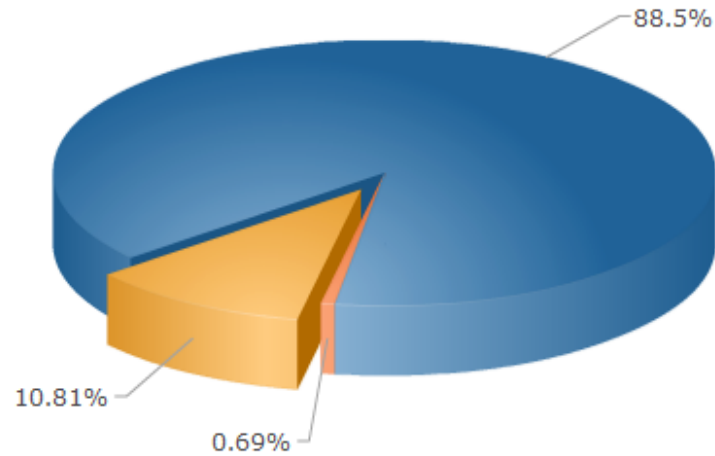
**Graduate Vice President**

Graduate Vice President

Total Voters: 6367

Choice	View Raw Votes	Votes	Percentage
Harley Puett		66	10%
Shantanu Patil		337	49%
Cole McNeil		275	40%
Write-in First and Last Name		6	1%

**Voter Turnout Report**



**Turnout**

Total Voters: 6367

	%	#
<b>Voted</b>	10.81%	688
<b>Viewed But Not Voted</b>	0.69%	44
<b>No Activity</b>	88.50%	5635





TEXAS TECH UNIVERSITY  
Information Technology Division

2017 SGA General Elections

**Activity By Day Report**

This graph shows which day of the week has historically been most active



**Activity By Day**

Day	%	#
Tuesday	68%	474
Wednesday	31%	214



TEXAS TECH UNIVERSITY  
Information Technology Division

2017 SGA General Elections

Individual College Senators – AG

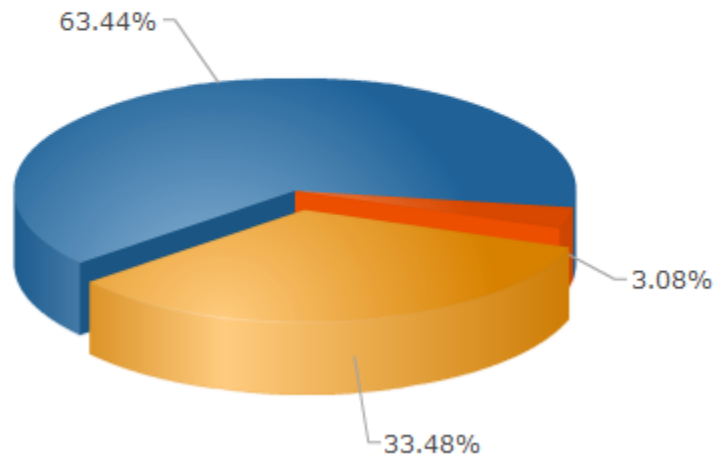
College of Agriculture and Natural Resources Senator			
Total Voters: 1622			
Choice	<a href="#">View Raw Votes</a>	Votes	Percentage
Carter Estes		49	4%
Hayden-James Hughes		78	6%
Randal Howard		83	7%
Andrew Skipton		96	8%
John Smithwick		281	23%
Jake Burton		292	24%
Walker Carson		320	26%
Write-in First and Last Name		10	1%



TEXAS TECH UNIVERSITY  
Information Technology Division

2017 SGA General Elections

**Voter Turnout Report**



**Turnout**

Total Voters: 1622

	%	#
 <b>Voted</b>	33.48%	543
 <b>Viewed But Not Voted</b>	3.08%	50
 <b>No Activity</b>	63.44%	1029




TEXAS TECH UNIVERSITY  
Information Technology Division

2017 SGA General Elections

Activity By Day Report

This graph shows which day of the week has historically been most active



Activity By Day

Day	%	#
Tuesday	76%	417
Wednesday	23%	126



TEXAS TECH UNIVERSITY  
**Information Technology Division**

2017 SGA General Elections

**Individual College Senators – AR**

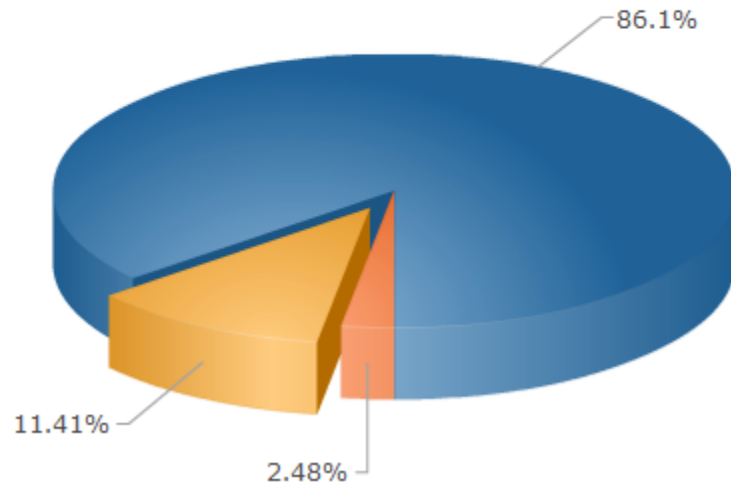
College of Architecture Senator			
Total Voters: 403			
Choice	View Raw Votes	Votes	Percentage
Leo Mckay		17	26%
Haley McCartney		10	15%
Adam Gray		17	26%
Mia Zaro		18	28%
Write-in First and Last Name		3	5%



TEXAS TECH UNIVERSITY  
Information Technology Division

2017 SGA General Elections

**Voter Turnout Report**



**Turnout**

Total Voters: 403

	%	#
 <b>Voted</b>	11.41%	46
 <b>Viewed But Not Voted</b>	2.48%	10
 <b>No Activity</b>	86.10%	347



TEXAS TECH UNIVERSITY  
Information Technology Division

2017 SGA General Elections

**Activity By Day Report**

This graph shows which day of the week has historically been most active



**Activity By Day**

Day	%	#
Tuesday	60%	28
Wednesday	39%	18



TEXAS TECH UNIVERSITY  
Information Technology Division

2017 SGA General Elections

Individual College Senators – AS

College of Arts and Sciences Senator			
Total Voters: 8238			
Choice	View Raw Votes	Votes	Percentage
Ellen Wilson		248	4%
Kailey Corpman		176	3%
Raye Johnston		162	3%
Colton Davis		296	5%
Kelcie McKinley		107	2%
Paulina Cortes		171	3%
Davis Tucker		131	2%
Gavin Jones		193	3%
Alex Blizzard		148	3%
Katie Palmore		159	3%
Krystal Garcia		200	3%
Jose Villafuerte		108	2%
Sara Sorge		247	4%
Jenna Conners		208	4%
Arif Ljuso		139	2%
Jack Griffith		205	4%
Sean Lewis		191	3%
Kate Holder		212	4%
Jake Sellers		201	3%
Brooklyn Townsend		112	2%





TEXAS TECH UNIVERSITY  
Information Technology Division

2017 SGA General Elections

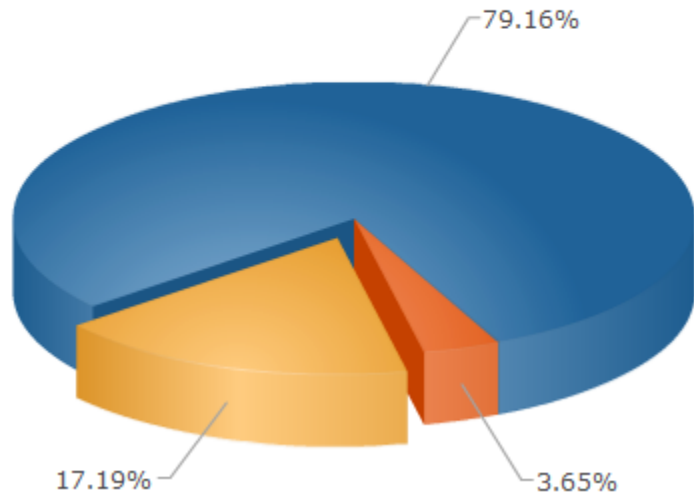
Alex Arnold		175		3%
Theo Winter		204		4%
Allison Head		199		3%
Benjamin Montanez		116		2%
Parth Patel		218		4%
Brittany Tidwell		142		2%
Tanner Ford		179		3%
Lauren Pert		160		3%
Miller Scott		130		2%
Chase Duran		300		5%
Meagan Writt		102		2%
Katy O'Bryan		198		3%
Write-in First and Last Name		25		0%



TEXAS TECH UNIVERSITY  
Information Technology Division

2017 SGA General Elections

**Voter Turnout Report**



**Turnout**

Total Voters: 8238

	%	#
 <b>Voted</b>	17.19%	1416
 <b>Viewed But Not Voted</b>	3.65%	301
 <b>No Activity</b>	79.16%	6521




TEXAS TECH UNIVERSITY  
Information Technology Division

2017 SGA General Elections

**Activity By Day Report**

This graph shows which day of the week has historically been most active



**Activity By Day**

Day	%	#
Tuesday	74%	1057
Wednesday	25%	359



TEXAS TECH UNIVERSITY  
Information Technology Division

2017 SGA General Elections

Individual College Senators – BA

Rawls College of Business Administration Senator

Total Voters: 3808

Choice	View Raw Votes	Votes	Percentage
Nathan Brown		166	5%
Jacob McDougal		194	6%
Joe Connelly		175	5%
Callie Gilmore		268	8%
Matthew Rigsby		101	3%
Ruby Lira		154	5%
Fiona Fahey		168	5%
Ashley Riggs		203	6%
Will Sellers		118	4%
Claire Clark		95	3%
David Rivero		203	6%
Logan Lindsey		130	4%
Taylor Presley		162	5%
Tyler Hudson		144	4%
Hayden Burger		191	6%
Will Grady		67	2%
Jacob Hopkins		118	4%



TEXAS TECH UNIVERSITY  
Information Technology Division

2017 SGA General Elections

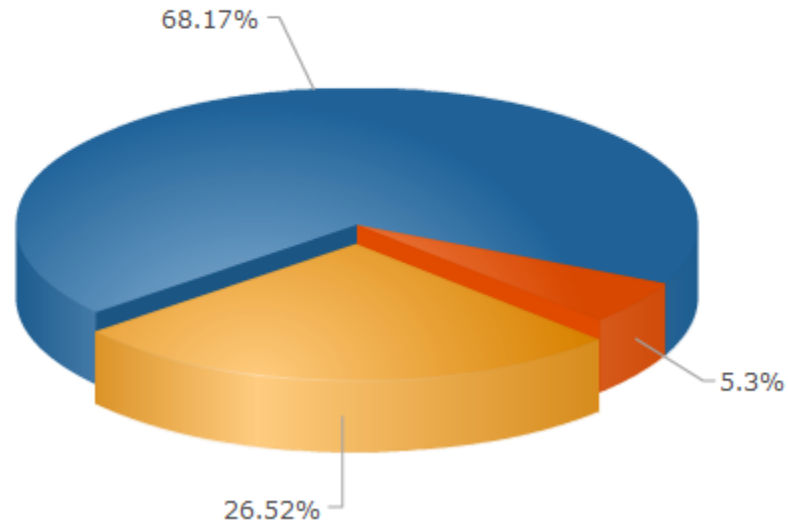
Amber Acklie		244		7%
Jordan Abel		88		3%
Jonathan King		150		4%
Garett Turner		114		3%
Warren Washburn		79		2%
Write-in First and Last Name		30		1%



TEXAS TECH UNIVERSITY  
Information Technology Division

2017 SGA General Elections

**Voter Turnout Report**



**Turnout**

Total Voters: 3808

	%	#
 <b>Voted</b>	26.52%	1010
 <b>Viewed But Not Voted</b>	5.30%	202
 <b>No Activity</b>	68.17%	2596




TEXAS TECH UNIVERSITY  
Information Technology Division

2017 SGA General Elections

**Activity By Day Report**

This graph shows which day of the week has historically been most active



**Activity By Day**

Day	%	#
Tuesday	80%	808
Wednesday	20%	202



TEXAS TECH UNIVERSITY  
Information Technology Division

2017 SGA General Elections

Individual College Senators – ED

College of Education Senator			
Total Voters: 767			
Choice	View Raw Votes	Votes	Percentage
Emily Stelly		34	12%
Gikui Kuria		46	17%
Rylee Randolph		32	12%
Taylor Head		68	25%
Lauren McKenzie		51	19%
Ashley Darnell		42	15%
Write-in First and Last Name		1	0%

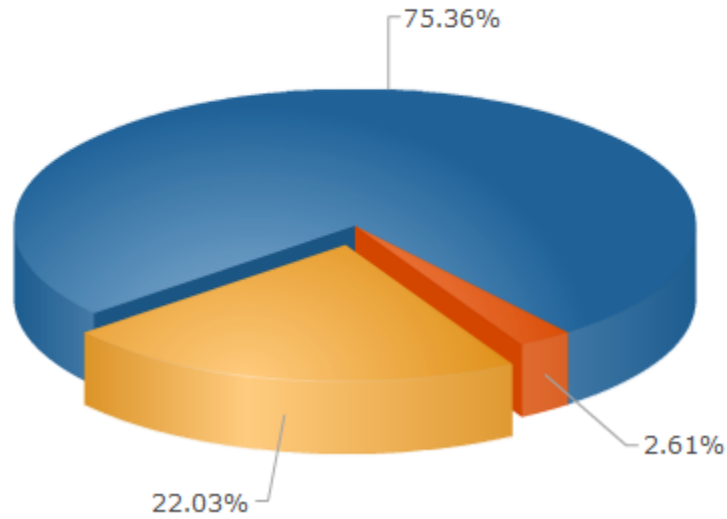




TEXAS TECH UNIVERSITY  
Information Technology Division

2017 SGA General Elections

**Voter Turnout Report**



**Turnout**


Total Voters: 767

	%	#
 <b>Voted</b>	22.03%	169
 <b>Viewed But Not Voted</b>	2.61%	20
 <b>No Activity</b>	75.36%	578



### Activity By Day Report

This graph shows which day of the week has historically been most active



### Activity By Day

Day	%	#
Tuesday	85%	144
Wednesday	14%	25



TEXAS TECH UNIVERSITY  
Information Technology Division

2017 SGA General Elections

Individual College Senators – EN

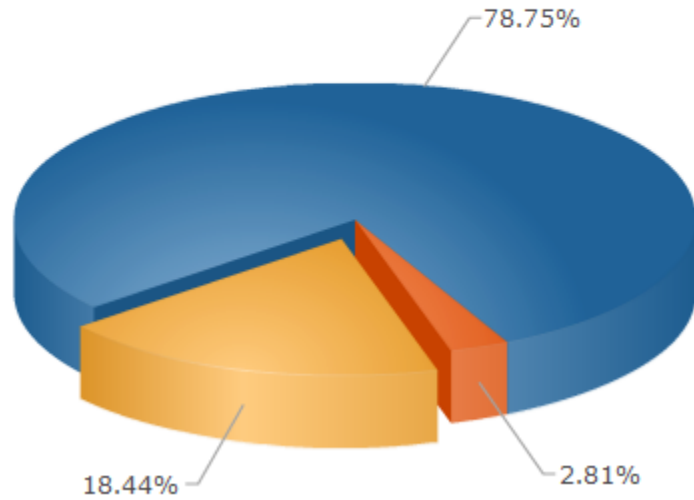
College of Engineering Senator			
Total Voters: 4376			
Choice	View Raw Votes	Votes	Percentage
Shelby White		166	8%
John Michael Lanham		121	6%
Jacob Lerma		81	4%
Craig Ewald		49	2%
Taylor Clift		62	3%
Andrew Symons		103	5%
Jordan Dossey		38	2%
Ryan Ford		107	5%
Lili Kelley		259	12%
Molly West		91	4%
Brandon Sandoval		207	9%
Jared Culpepper		107	5%
Colten Nabers		59	3%
Ross Roark		111	5%
Taylor Hicks		181	8%
Jacob Terrell		91	4%
Bashir Jinadu		209	10%
Adam Disque		114	5%
Write-in First and Last Name		25	1%



TEXAS TECH UNIVERSITY  
Information Technology Division

2017 SGA General Elections

Voter Turnout Report



Turnout

Total Voters: 4376

	%	#
 <b>Voted</b>	18.44%	807
 <b>Viewed But Not Voted</b>	2.81%	123
 <b>No Activity</b>	78.75%	3446




TEXAS TECH UNIVERSITY  
Information Technology Division

2017 SGA General Elections

**Activity By Day Report**

This graph shows which day of the week has historically been most active



**Activity By Day**

Day	%	#
Tuesday	76%	615
Wednesday	23%	192



TEXAS TECH UNIVERSITY  
Information Technology Division

2017 SGA General Elections

Individual College Senators – GR

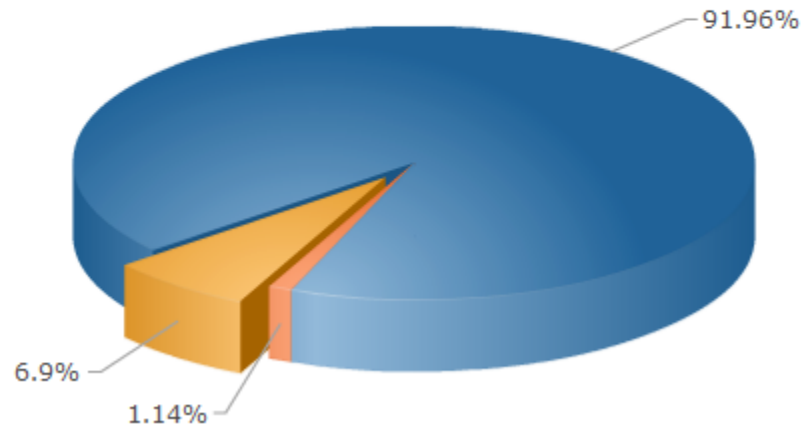
Graduate School Senator			
Total Voters: 5899			
Choice	View Raw Votes	Votes	Percentage
Siddharth Kulkarni		246	15%
Dhruv Patel		103	6%
Tushar Magan		249	16%
Dhanraj Apte		244	15%
Tassia Penha Pereira		94	6%
Blake Vineyard		109	7%
Shantanu Patil		258	16%
Nia Al-Barghuthi		96	6%
Lauren Giuliani		92	6%
Dylan Lewis		95	6%
Write-in First and Last Name		10	1%



TEXAS TECH UNIVERSITY  
Information Technology Division

2017 SGA General Elections

Voter Turnout Report



Turnout

Total Voters: 5899

	%	#
 <b>Voted</b>	6.90%	407
 <b>Viewed But Not Voted</b>	1.14%	67
 <b>No Activity</b>	91.96%	5425




TEXAS TECH UNIVERSITY  
Information Technology Division

2017 SGA General Elections

Activity By Day Report

This graph shows which day of the week has historically been most active



Activity By Day

Day	%	#
Tuesday	75%	306
Wednesday	24%	101





TEXAS TECH UNIVERSITY  
Information Technology Division

2017 SGA General Elections

Individual College Senators – HR

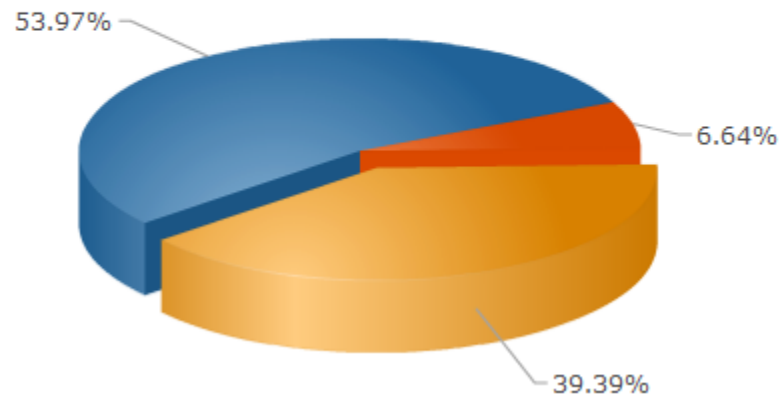
Senator			
Total Voters: 1310			
Choice	View Raw Votes	Votes	Percentage
Farah Mechref		189	23%
Jordon Butler		123	15%
Shay McMullan		141	17%
Annika Conrick		108	13%
Hunter LoCascio		102	12%
Nadia Hogan		144	18%
Write-in First and Last Name		10	1%



TEXAS TECH UNIVERSITY  
Information Technology Division

2017 SGA General Elections

**Voter Turnout Report**



**Turnout**

Total Voters: 1310

	%	#
<b>Voted</b>	39.39%	516
<b>Viewed But Not Voted</b>	6.64%	87
<b>No Activity</b>	53.97%	707




TEXAS TECH UNIVERSITY  
Information Technology Division

2017 SGA General Elections

Activity By Day Report

This graph shows which day of the week has historically been most active



Activity By Day

Day	%	#
Tuesday	75%	389
Wednesday	24%	127



TEXAS TECH UNIVERSITY  
**Information Technology Division**

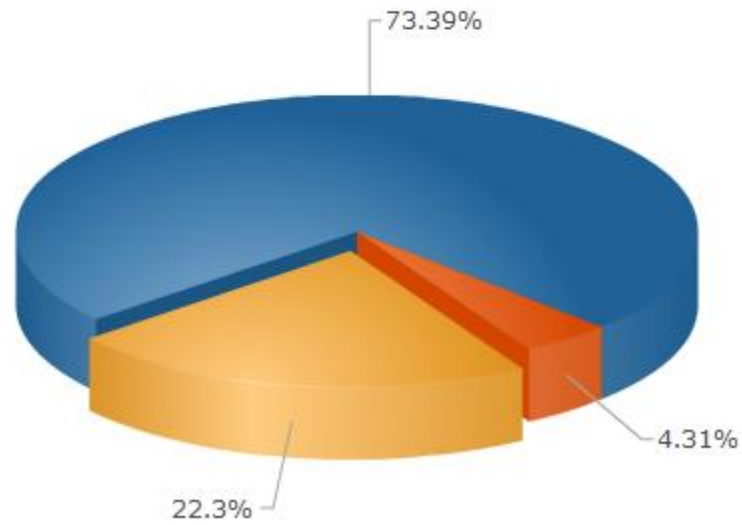
2017 SGA General Elections

**Individual College Senators – HS**

College of Human Sciences Senator			
Total Voters: 2619			
Choice	View Raw Votes	Votes	Percentage
Micah Adams		185	15%
Kelly Fletcher		236	19%
Jackson Nusser		172	14%
Katie Smith		202	16%
Kaylee Powell		228	18%
William Harris		202	16%
Write-in First and Last Name		9	1%



**Voter Turnout Report**






TEXAS TECH UNIVERSITY  
Information Technology Division

2017 SGA General Elections

Activity By Day Report

This graph shows which day of the week has historically been most active



Activity By Day

Day	%	#
Tuesday	75%	438
Wednesday	25%	146



TEXAS TECH UNIVERSITY  
**Information Technology Division**

2017 SGA General Elections

**Individual College Senators – LW**

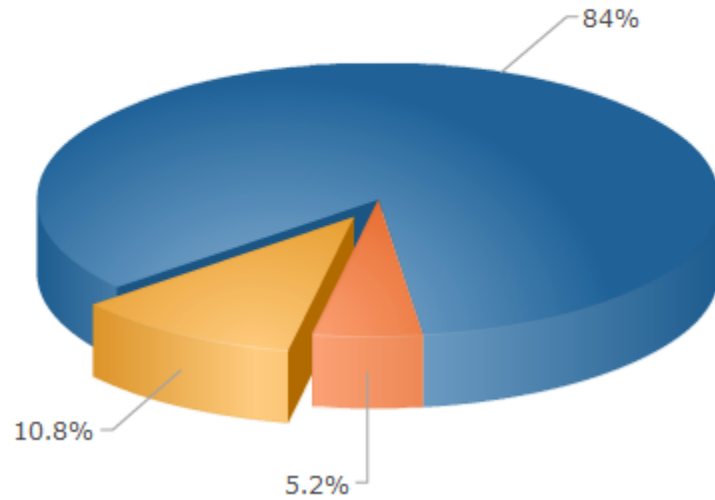
Law School Senator			
Total Voters: 500			
Choice	View Raw Votes	Votes	Percentage
Nikki Boyd		39	80%
Write-in First and Last Name		10	20%



TEXAS TECH UNIVERSITY  
Information Technology Division

2017 SGA General Elections

Voter Turnout Report



Turnout

Total Voters: 500

	%	#
 <b>Voted</b>	10.80%	54
 <b>Viewed But Not Voted</b>	5.20%	26
 <b>No Activity</b>	84.00%	420






TEXAS TECH UNIVERSITY  
Information Technology Division

2017 SGA General Elections

**Activity By Day Report**

This graph shows which day of the week has historically been most active



**Activity By Day**

Day	%	#
Tuesday	77%	42
Wednesday	22%	12



TEXAS TECH UNIVERSITY  
**Information Technology Division**

2017 SGA General Elections

**Individual College Senators – MC**

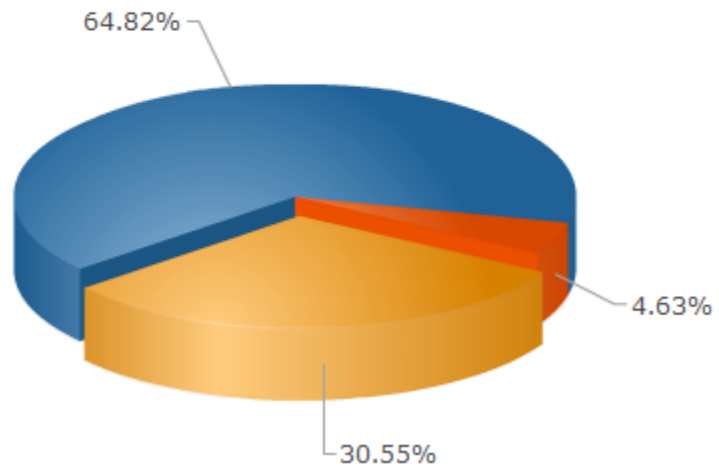
College of Media and Communication Senator			
Total Voters: <b>1640</b>			
Choice	<a href="#">View Raw Votes</a>	Votes	Percentage
Kiyah Hays		154	17%
Brandon Medina		217	24%
Jordan Frierson		164	18%
Bailey Dowler		105	12%
Cason Brownlee		77	8%
Eden Vander Zee		64	7%
Casey Buscher		122	13%
Write-in First and Last Name		10	1%



TEXAS TECH UNIVERSITY  
Information Technology Division

2017 SGA General Elections

**Voter Turnout Report**



**Turnout**


Total Voters: 1640

	%	#
 <b>Voted</b>	30.55%	501
 <b>Viewed But Not Voted</b>	4.63%	76
 <b>No Activity</b>	64.82%	1063



### Activity By Day Report

This graph shows which day of the week has historically been most active



### Activity By Day

Day	%	#
Tuesday	74%	375
Wednesday	25%	126



TEXAS TECH UNIVERSITY  
**Information Technology Division**

2017 SGA General Elections

**Individual College Senators – VP**

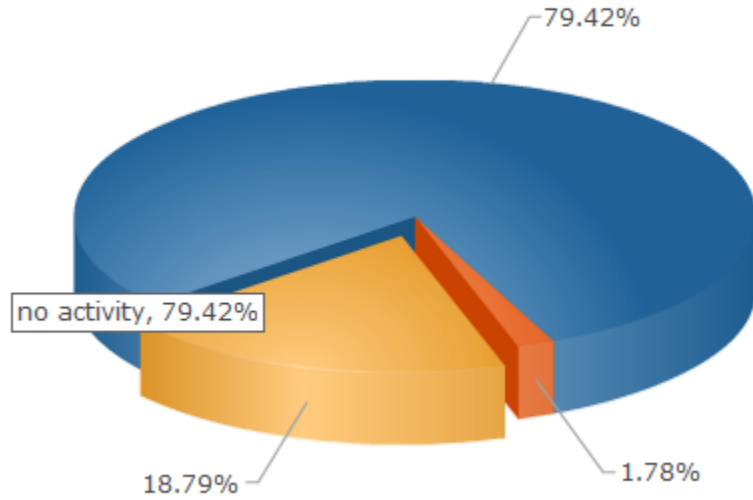
College of Visual and Performing Arts Senator			
Total Voters: 729			
Choice	View Raw Votes	Votes	Percentage
Jarrett Hatcher		84	39%
William Pyle		103	48%
Adrian Ito		27	13%
Write-in First and Last Name		2	1%



TEXAS TECH UNIVERSITY  
Information Technology Division

2017 SGA General Elections

Voter Turnout Report



Turnout

Total Voters: 729

	%	#
Voted	18.79%	137
Viewed But Not Voted	1.78%	13
No Activity	79.42%	579




TEXAS TECH UNIVERSITY  
Information Technology Division

2017 SGA General Elections

**Activity By Day Report**

This graph shows which day of the week has historically been most active



**Activity By Day**

Day	%	#
Tuesday	78%	108
Wednesday	21%	29