



TEXAS TECH UNIVERSITY

# Information Technology Division

## 2018 SGA General Elections

Title	Votes Cast Today	Total Votes Cast	Total Eligible Voters	Voter Turnout (%)
2018 Spring SGA Election: Individual College Senator - AR	0	44	438	10.05%
2018 Spring SGA Election: Honors College	0	348	1340	25.97%
2018 Spring SGA Election: Graduate School Vice President	0	156	6032	2.59%
2018 Spring SGA Election: Individual College Senator - AG	0	418	1790	23.35%
2018 Spring SGA Election: Individual College Senator - AS	0	1219	8783	13.88%
2018 Spring SGA Election: Individual College Senator - ED	0	96	724	13.26%
2018 Spring SGA Election: Individual College Senator - BA	0	700	3695	18.94%
2018 Spring SGA Election: Individual College Senator - EN	0	688	4416	15.58%
2018 Spring SGA Election: Individual College Senator - HS	0	319	2756	11.57%
2018 Spring SGA Election: Individual College Senator - MC	0	337	1872	18.00%
2018 Spring SGA Election: Individual College Senator - VP	0	48	737	6.51%
2018 Spring SGA Election: Individual College Senator - GR	0	135	5632	2.40%
2018 Spring SGA Election: Individual College Senator - LW	0	123	421	29.22%
2018 Spring SGA General Election	0	5270	34296	15.37%



TEXAS TECH UNIVERSITY  
Information Technology Division

2018 SGA General Elections

**Executive Positions**

President			
Total Voters: 34296			
Choice	View Raw Votes	Votes	Percentage
Bahir Jinadu		1098	23%
Sean Lewis		3655	76%
Write-in First and Last Name		77	2%
External Vice President			
Total Voters: 34296			
Choice	View Raw Votes	Votes	Percentage
Jude Al-hmoud		4127	98%
Write-in First and Last Name		93	2%
Internal Vice President			
Total Voters: 34296			
Choice	View Raw Votes	Votes	Percentage
Amber Acklie		4159	98%
Write-in First and Last Name		83	2%



TEXAS TECH UNIVERSITY  
Information Technology Division

2018 SGA General Elections

Senator At-Large

Total Voters: 34296

Choice	<a href="#">View Raw Votes</a>	Votes	Percentage
Sidney Abeyta		473	2%
Amber Acklie		1083	5%
Jude Al-hmoud		1154	6%
Brighan Beaty		455	2%
Danny Boykins		387	2%
Jackson Cantrell		694	3%
James Cornell		477	2%
Brooke Duncan		1032	5%
Emily Garcia		805	4%
Jack Griffith		726	4%
Tarah Hill		843	4%
Kelsey Holt		800	4%
Angel Iheukwumere		564	3%
Baahir Jinadu		807	4%
Sean Lewis		1564	8%
Marcus Mabinuori		476	2%
Anaeze Ogbonnia		685	3%
Kaylee Powell		909	5%
Tatum Richey		801	4%
Dane Rivas		583	3%
David Rivero		1194	6%



TEXAS TECH UNIVERSITY  
Information Technology Division

2018 SGA General Elections

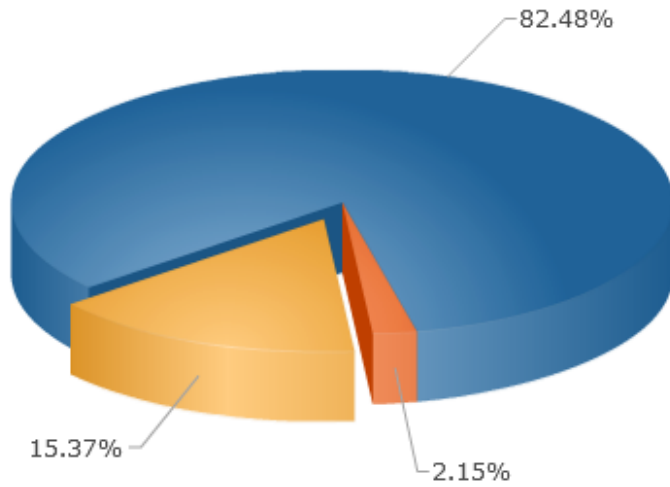
Destiny Thompson		644		3%
Tristan Torres		703		3%
Rilyn Westbrook		1203		6%
TJ Wittrock		578		3%
Chowdhury Bari		347		2%
Write-in First and Last Name		122		1%



TEXAS TECH UNIVERSITY  
Information Technology Division

2018 SGA General Elections

**Voter Turnout Report**



**Turnout**


Total Voters: 34296

	%	#
 <b>Voted</b>	15.37%	5270
 <b>Viewed But Not Voted</b>	2.15%	737
 <b>No Activity</b>	82.48%	28289



### Activity By Day Report

This graph shows which day of the week has historically been most active



### Activity By Day


Day	%	#
Tuesday	79%	4177
Wednesday	20%	1093



**Graduate Vice President**

Graduate Vice President			
Total Voters: 6032			
Choice	View Raw Votes	Votes	Percentage
John Getz		136	93%
Write-in First and Last Name		11	7%

**Voter Turnout Report**



**Turnout**

Total Voters: 6032

	%	#
<b>Voted</b>	2.59%	156
<b>Viewed But Not Voted</b>	1.08%	65
<b>No Activity</b>	96.34%	5811



TEXAS TECH UNIVERSITY  
Information Technology Division

2018 SGA General Elections

**Activity By Day Report**

This graph shows which day of the week has historically been most active



**Activity By Day**

Day	%	#
Tuesday	85%	134
Wednesday	14%	22





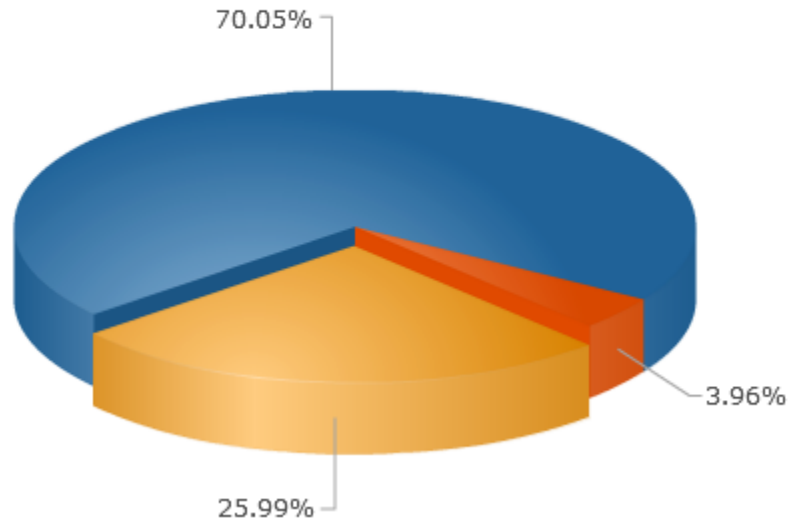
TEXAS TECH UNIVERSITY  
Information Technology Division

2018 SGA General Elections

Honors College Senator

Senator			
Total Voters: 1339			
Choice	View Raw Votes	Votes	Percentage
Jordan Butler		212	44%
Alfred Kankam Jr		69	14%
Parth Patel		193	40%
Write-in First and Last Name		6	1%

Voter Turnout Report



Turnout

Total Voters: 1339

	%	#
Voted	25.99%	348
Viewed But Not Voted	3.96%	53
No Activity	70.05%	938




TEXAS TECH UNIVERSITY  
Information Technology Division

2018 SGA General Elections

Activity By Day Report

This graph shows which day of the week has historically been most active



Activity By Day

Day	%	#
Tuesday	82%	286
Wednesday	17%	62



TEXAS TECH UNIVERSITY  
Information Technology Division

2018 SGA General Elections

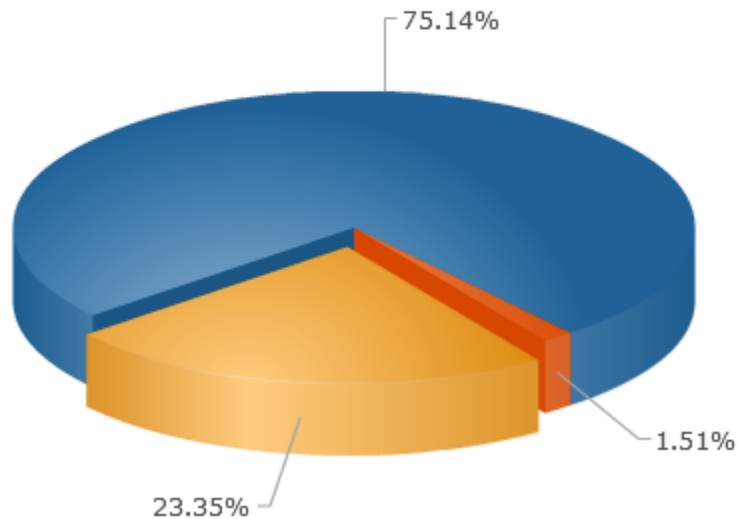
Individual College Senators

College of Agriculture and Natural Resources Senator

Total Voters: 1790

Choice	View Raw Votes	Votes	Percentage
Ryleigh Carson		288	27%
Conner McKinzie		299	28%
Oluwamuyiwa Peters		66	6%
John Smithwick		294	27%
Write-in First and Last Name		130	12%

Voter Turnout Report



Turnout

Total Voters: 1790

	%	#
Voted	23.35%	418
Viewed But Not Voted	1.51%	27
No Activity	75.14%	1345




TEXAS TECH UNIVERSITY  
Information Technology Division

2018 SGA General Elections

**Activity By Day Report**

This graph shows which day of the week has historically been most active



**Activity By Day**

Day	%	#
Tuesday	82%	345
Wednesday	17%	73



TEXAS TECH UNIVERSITY  
Information Technology Division

2018 SGA General Elections

College of Architecture Senator

Total Voters: 438

Choice

View Raw  
Votes

Votes

Percentage

Erica Grant



31



74%

Write-in First and Last Name

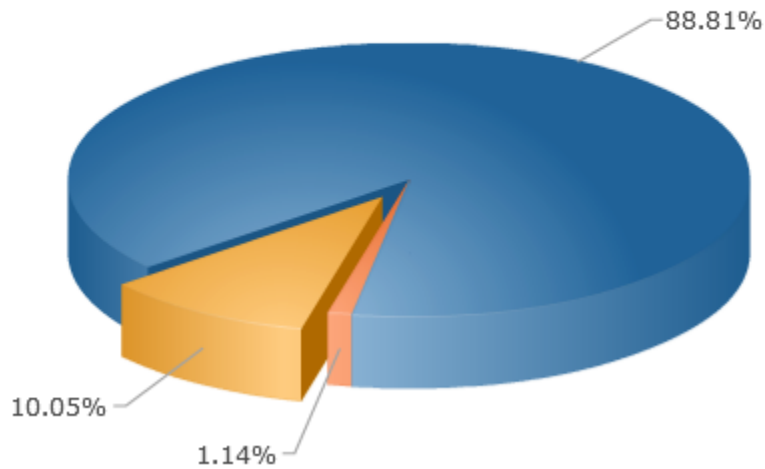


11



26%

Voter Turnout Report



Turnout

Total Voters: 438

	%	#
<b>Voted</b>	10.05%	44
<b>Viewed But Not Voted</b>	1.14%	5
<b>No Activity</b>	88.81%	389




TEXAS TECH UNIVERSITY  
Information Technology Division

2018 SGA General Elections

Activity By Day Report

This graph shows which day of the week has historically been most active



Activity By Day

Day	%	#
Tuesday	84%	37
Wednesday	15%	7



TEXAS TECH UNIVERSITY  
Information Technology Division

2018 SGA General Elections

College of Arts and Sciences Senator			
Total Voters: 8783			
Choice	View Raw Votes	Votes	Percentage
Trey Bolton		190	4%
Paulina Cortes		182	4%
Miranda Davis		193	5%
Morgan Dworshak		142	3%
Krystal Garcia		203	5%
Shelby James		116	3%
Javon Johnson		156	4%
Stephanie Kuzmack		157	4%
Cianney Leija		149	3%
Tate Leonard		201	5%
Jacob Martin		169	4%
Colin McLaren		183	4%
Chase Miller		155	4%
Jack Ryan Mullen		134	3%
Meeraf Mulugeta		228	5%
Stephanie Odigie		284	7%
Vraj Patel		173	4%
Alli Pedroza		162	4%
Gabi Perez-Hunt		172	4%
Sequoyah Perry		217	5%
Hannah Peters		177	4%

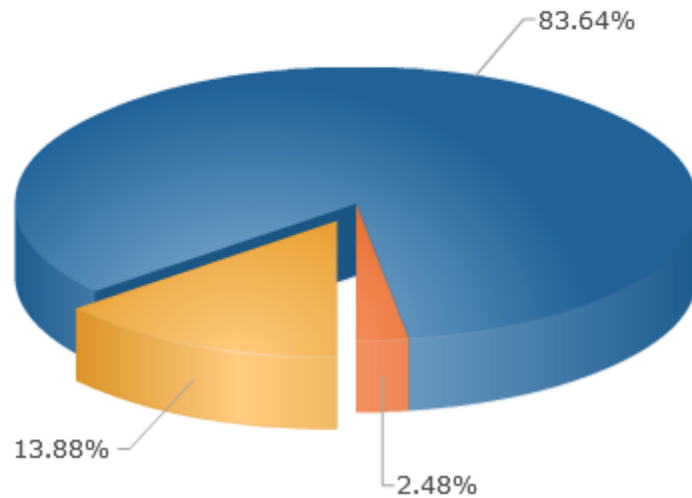


TEXAS TECH UNIVERSITY  
Information Technology Division

2018 SGA General Elections

Tori Shelton		166		4%
Kristen Wolf		228		5%
Marcy Davis		113		3%
Write-in First and Last Name		20		0%

**Voter Turnout Report**



**Turnout**

Total Voters: 8783


	%	#
<b>Voted</b>	13.88%	1219
<b>Viewed But Not Voted</b>	2.48%	218
<b>No Activity</b>	83.64%	7346





### Activity By Day Report

This graph shows which day of the week has historically been most active



### Activity By Day

Day	%	#
Tuesday	79%	965
Wednesday	20%	254



TEXAS TECH UNIVERSITY  
Information Technology Division

2018 SGA General Elections

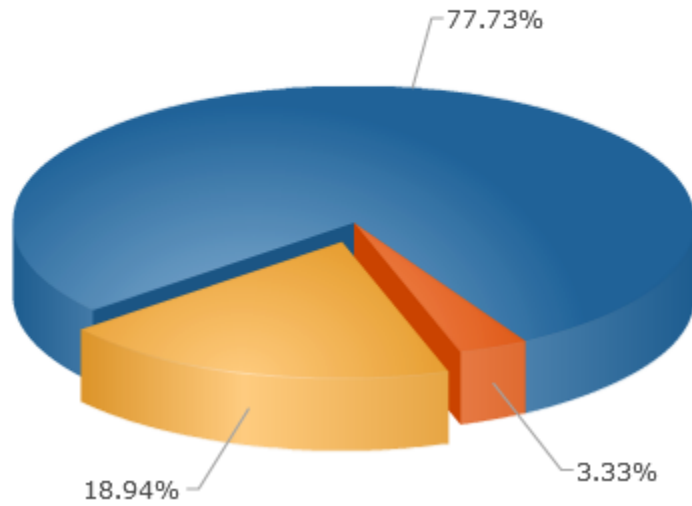
Rawls College of Business Administration Senator			
Total Voters: 3695			
Choice	View Raw Votes	Votes	Percentage
Rolando Bernal		76	4%
Rebekah Griffin		117	7%
Hawks Holder		127	7%
Tyler Hudson		115	7%
Connor Lynch		204	12%
Will Plunk		162	9%
Ashley Riggs		196	11%
Courtney Seely		251	14%
Will Sellers		174	10%
Zach Thum		186	11%
Jack Young		141	8%
Write-in First and Last Name		13	1%



TEXAS TECH UNIVERSITY  
Information Technology Division

2018 SGA General Elections

**Voter Turnout Report**



**Turnout**


Total Voters: 3695

	%	#
 <b>Voted</b>	18.94%	700
 <b>Viewed But Not Voted</b>	3.33%	123
 <b>No Activity</b>	77.73%	2872



### Activity By Day Report

This graph shows which day of the week has historically been most active



### Activity By Day

Day	%	#
Tuesday	78%	548
Wednesday	21%	152



TEXAS TECH UNIVERSITY  
Information Technology Division

2018 SGA General Elections

College of Education Senator

Total Voters: 724

Choice

View Raw  
Votes

Votes

Percentage

Lauren McKenzie



92

99%

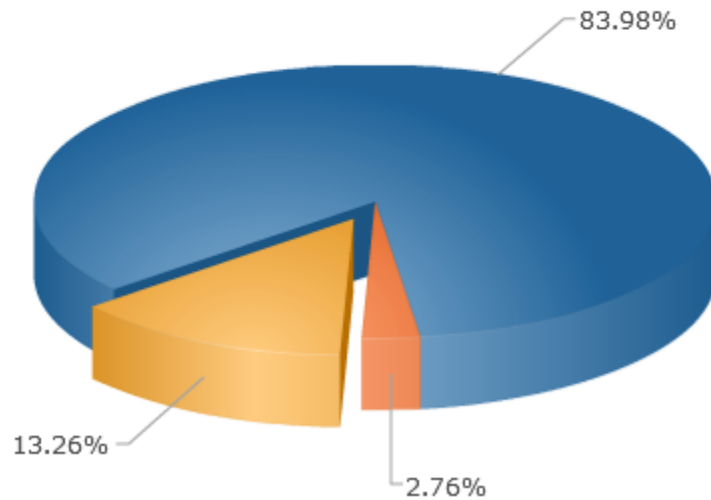
Write-in First and Last Name



1

1%

Voter Turnout Report



Turnout

Total Voters: 724

	%	#
Voted	13.26%	96
Viewed But Not Voted	2.76%	20
No Activity	83.98%	608



TEXAS TECH UNIVERSITY  
Information Technology Division

2018 SGA General Elections

**Activity By Day Report**

This graph shows which day of the week has historically been most active



**Activity By Day**

Day	%	#
Tuesday	86%	83
Wednesday	13%	13



TEXAS TECH UNIVERSITY  
Information Technology Division

2018 SGA General Elections

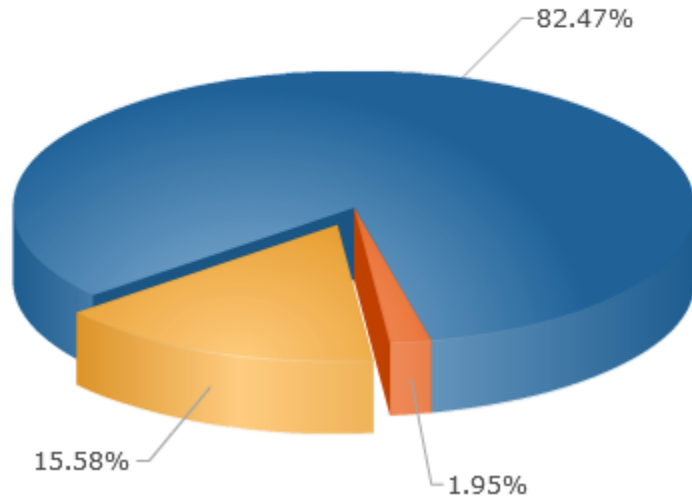
College of Engineering Senator			
Total Voters: 4416			
Choice	View Raw Votes	Votes	Percentage
Olamikun Adekoya		169	11%
Adam Disque		136	9%
Stephen Doran		117	7%
Ben Harrington		103	7%
Alec Kitt		94	6%
Nelson David Mejia		236	15%
Kennedy Reyes		107	7%
Ross Roark		179	11%
Merielem Sharry		155	10%
Haley Slook		143	9%
Andrew Symons		110	7%
Write-in First and Last Name		31	2%



TEXAS TECH UNIVERSITY  
Information Technology Division

2018 SGA General Elections

**Voter Turnout Report**



**Turnout**

Total Voters: 4416


	%	#
 <b>Voted</b>	15.58%	688
 <b>Viewed But Not Voted</b>	1.95%	86
 <b>No Activity</b>	82.47%	3642





### Activity By Day Report

This graph shows which day of the week has historically been most active



### Activity By Day

Day	%	#
Tuesday	77%	536
Wednesday	22%	152

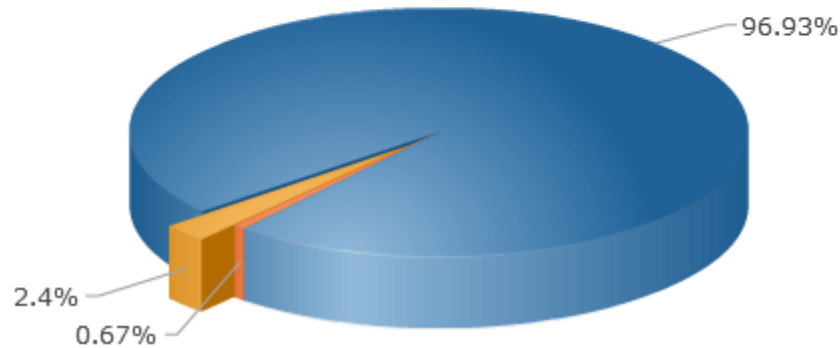


TEXAS TECH UNIVERSITY  
Information Technology Division

2018 SGA General Elections

Graduate School Senator			
Total Voters: 5632			
Choice	View Raw Votes	Votes	Percentage
Carla Millares		78	41%
Salvador Sanchez		40	21%
Jake Sellers		59	31%
Write-in First and Last Name		15	8%

Voter Turnout Report



Turnout

Total Voters: 5632

	%	#
Voted	2.40%	135
Viewed But Not Voted	0.67%	38
No Activity	96.93%	5459




TEXAS TECH UNIVERSITY  
Information Technology Division

2018 SGA General Elections

Activity By Day Report

This graph shows which day of the week has historically been most active



Activity By Day

Day	%	#
Tuesday	84%	114
Wednesday	15%	21



TEXAS TECH UNIVERSITY  
Information Technology Division

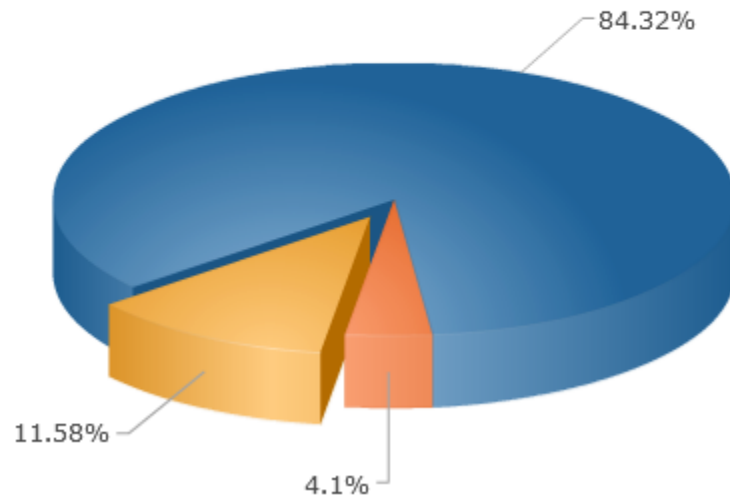
2018 SGA General Elections

College of Human Sciences Senator

Total Voters: 2755

Choice	View Raw Votes	Votes	Percentage
Alex Crowder		128	21%
Kristian Hart		159	26%
Laneka McLean		106	18%
Viet Nguyen		99	16%
Callum Parnell		104	17%
Write-in First and Last Name		6	1%

Voter Turnout Report



Turnout

Total Voters: 2755

	%	#
Voted	11.58%	319
Viewed But Not Voted	4.10%	113
No Activity	84.32%	2323




TEXAS TECH UNIVERSITY  
Information Technology Division

2018 SGA General Elections

**Activity By Day Report**

This graph shows which day of the week has historically been most active



**Activity By Day**

Day	%	#
Tuesday	87%	278
Wednesday	12%	41



TEXAS TECH UNIVERSITY  
Information Technology Division

2018 SGA General Elections

Law School Senator

Total Voters: 421

Choice

Cameron Bush

Matt Morris

Write-in First and Last Name

View Raw  
Votes

Votes

Percentage



49



32%



87



57%

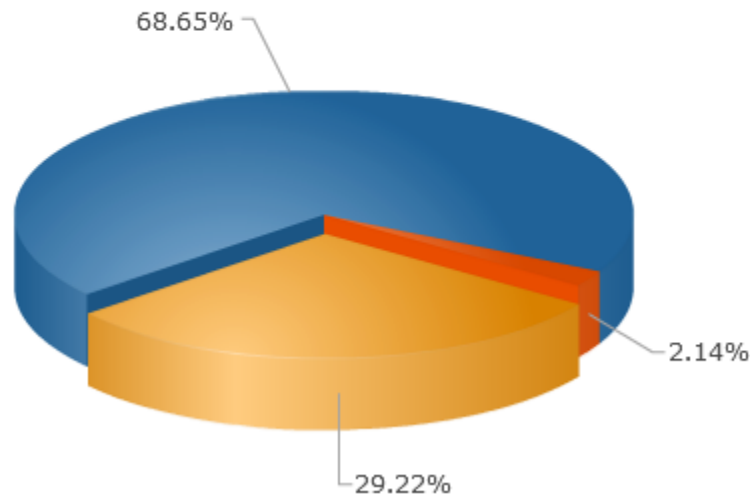


16



11%

Voter Turnout Report



Turnout

Total Voters: 421

	%	#
Voted	29.22%	123
Viewed But Not Voted	2.14%	9
No Activity	68.65%	289



TEXAS TECH UNIVERSITY  
Information Technology Division

2018 SGA General Elections

Activity By Day Report

This graph shows which day of the week has historically been most active



Activity By Day

Day	%	#
Tuesday	93%	115
Wednesday	6%	8



TEXAS TECH UNIVERSITY  
Information Technology Division

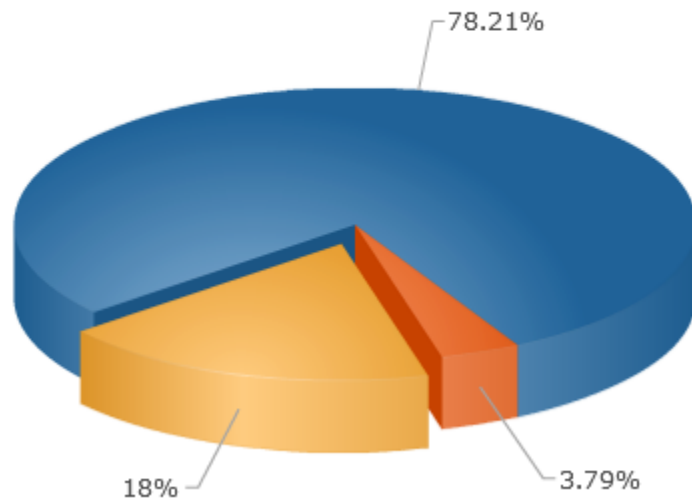
2018 SGA General Elections

College of Media and Communication Senator

Total Voters: 1872

Choice	View Raw Votes	Votes	Percentage
Kiyah Hays		57	9%
Shay McMullan		82	13%
Parker Reyes		164	26%
Mikayla Sanders		180	29%
Abby Schnagl		132	21%
Write-in First and Last Name		10	2%

Voter Turnout Report



Turnout

Total Voters: 1872

	%	#
Voted	18.00%	337
Viewed But Not Voted	3.79%	71
No Activity	78.21%	1464






TEXAS TECH UNIVERSITY  
Information Technology Division

2018 SGA General Elections

Activity By Day Report

This graph shows which day of the week has historically been most active



Activity By Day

Day	%	#
Tuesday	80%	272
Wednesday	19%	65



TEXAS TECH UNIVERSITY  
Information Technology Division

2018 SGA General Elections

College of Visual and Performing Arts Senator

Total Voters: 737

Choice

Jarrett Hatcher

Write-in First and Last Name

View Raw  
Votes

Votes

Percentage



43



96%

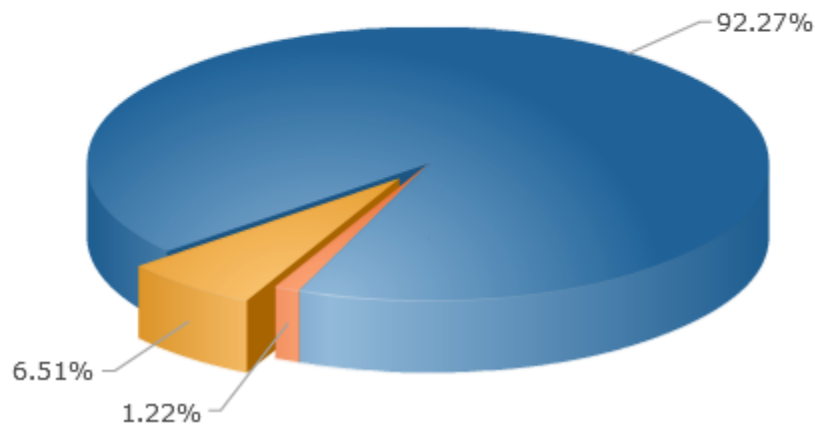


2



4%

Voter Turnout Report



Turnout

Total Voters: 737

	%	#
<b>Voted</b>	6.51%	48
<b>Viewed But Not Voted</b>	1.22%	9
<b>No Activity</b>	92.27%	680




TEXAS TECH UNIVERSITY  
Information Technology Division

2018 SGA General Elections

**Activity By Day Report**

This graph shows which day of the week has historically been most active



**Activity By Day**

Day	%	#
Tuesday	77%	37
Wednesday	22%	11