
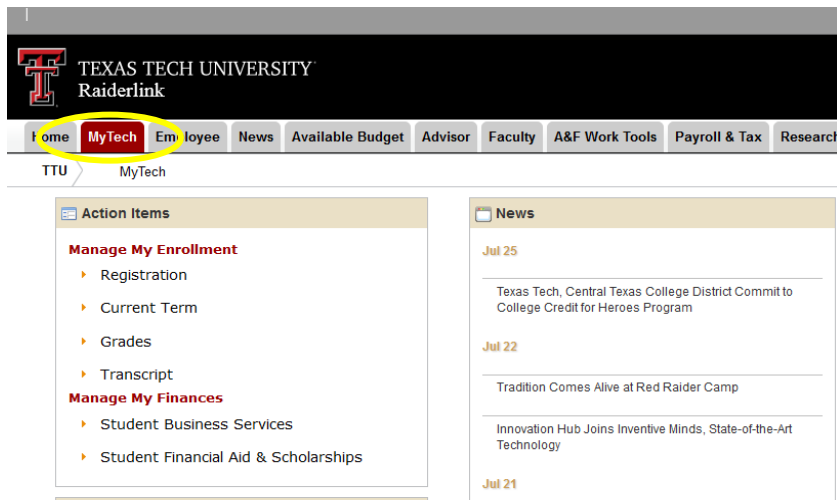


How to make a payment using Flywire

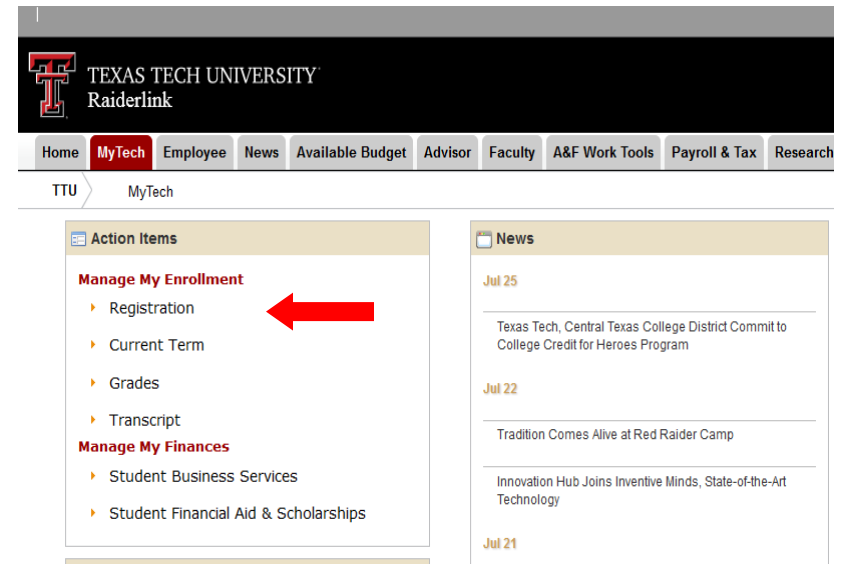
1. Go to <http://www.raiderlink.ttu.edu> and log in to your Raiderlink account using your eRaider ID and password.



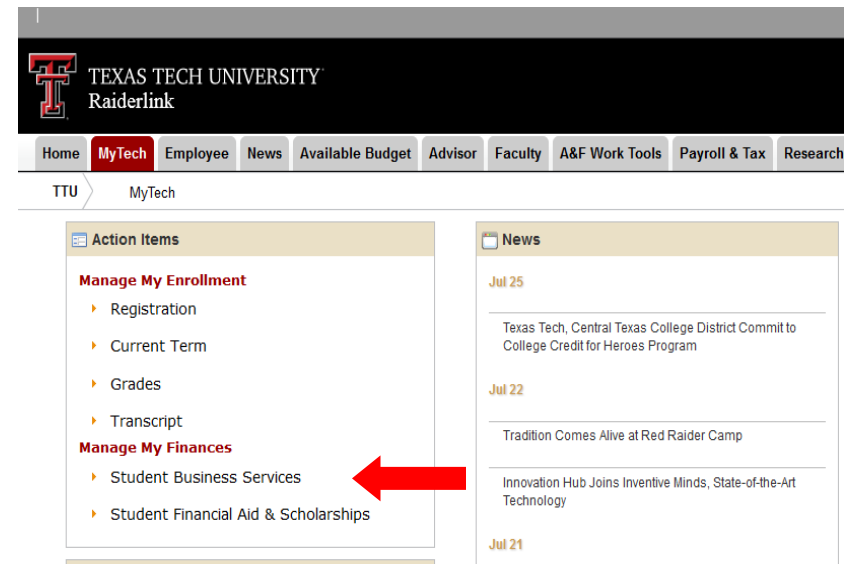
2. Click the "MyTech" tab in the top left of the screen.



3. Make sure you have registered for classes. If you have not registered, click on "Registration." (You cannot pay your bill until you have registered)



4. Click on "Student Business Services."



5. Click on "International Payments."

TEXAS TECH UNIVERSITY
Raiderlink

Home MyTech Employee News Available Budget Advisor Faculty A&F Work Tools Payroll & Tax Research

TTU MyTech

Action Items

Manage My Enrollment

- Registration
- Current Term
- Grades
- Transcript

Manage My Finances

- Student Business Services**
 - eBill
 - Paying the Bill Checklist
 - My Direct Deposit
 - International Payments**
 - Sign the Financial Responsibility Agreement **[New]**
 - Global Electronic Consent

News

Jul 25
Texas Tech, Central Texas College District Commit to College Credit for Heroes Program

Jul 22
Tradition Comes Alive at Red Raider Camp

Innovation Hub Joins Inventive Minds, State-of-the-Art Technology

Jul 21
Coordinating Board Opens Door For Innovative Veterinary College

Dangerously Hot Playground Temperatures Explored by Researcher

6. This will take you to Flywire (<https://www.flywire.com/pay/ttu>) where you will create a Flywire login and fill out your payment details.

Welcome to Flywire. Learn how your journey inspires ours.

flywire
peer Transfer

English How It Works Help Login

Texas Tech University
PO Box 41099
Lubbock, TX, 79409, US
<http://www.sbs.ttu.edu>

Payment

WE WILL BEAT YOUR BANK'S PRICE GUARANTEED
Tell me more

* In United States Dollars, the amount you want Texas Tech University to receive
\$0.00

* What country are you paying from?
-

Why pay through Flywire?

- Eliminate hidden bank fees - ensure your institution receives the correct amount.
- Save on exchange rates - in most cases you can make a payment in your home currency. Flywire will process the currency exchange - offering you wholesale exchange rates, unmatched by traditional banks.
- Peace of mind - 24 hours multilingual customer support when you need it most. Know where your payment is in the bank transfer process.

Flywire Account

Create a new account
 Sign into an existing account

* First / Given Name
[Text Input]

* Last name / Surname / Family name
[Text Input]

* Email
[Text Input]

* Password
[Text Input]

* Password Confirmation
[Text Input]

By clicking "CONTINUE WITH PAYMENT" you agree to the Flywire [Terms of Use](#) and [Privacy Policy](#).

CONTINUE WITH PAYMENT

Create a new account to...

- Send payments to Texas Tech University
- Track your funds as they are delivered
- Get immediate assistance if you have any questions

7. Fill out the “Contact Information” section, “Payment Information” section, and “Student Information” and “Payer Information” portions of the page, then click “Continue with Payment.”

Contact Information

*** The person filling out this form is**

Select options

Payment Information

*** Payment Type**

Student account payment-payment

Student Information

*** Student ID (R #)**

*** First Name**
Given Name

Middle Name

*** Last Name**
Surname / Family name

*** Date of Birth**
MM/DD/YYYY

*** Student Email Address**

*** Program of Study**
Select options

*** Expected year of program completion**
Select options

Payer Information

*** First name of Payer**
If a company or organization is paying, please enter the organization name in place of first name.

Middle name

*** Last name**
If a company or organization is paying, please enter the organization name in place of last name.

*** Address 1**
Post Office Boxes are not permitted

Address 2

*** City**

State / Province / Region

ZIP / Postal Code

*** Country**

*** How can we reach you via phone if there are questions with your payment?**
+1 201-555-5555

CONTINUE WITH PAYMENT

8. Once the necessary information is entered, you will receive payment delivery instructions on how to send your payment to Flywire by visiting your bank (online, phone, or in person).
9. Flywire will convert the funds and send the amount to Texas Tech, where it will be credited to your student account. If your home currency isn't available, you can still save by sending your payment in U.S dollars.
10. You will be able to login to your Flywire account at any time to track the progress of your payment. Once Texas Tech receives your payment we will send you a payment confirmation email. **(Please note - it may take up to 3 business days for the Texas Tech to post the payment to your account.)**