


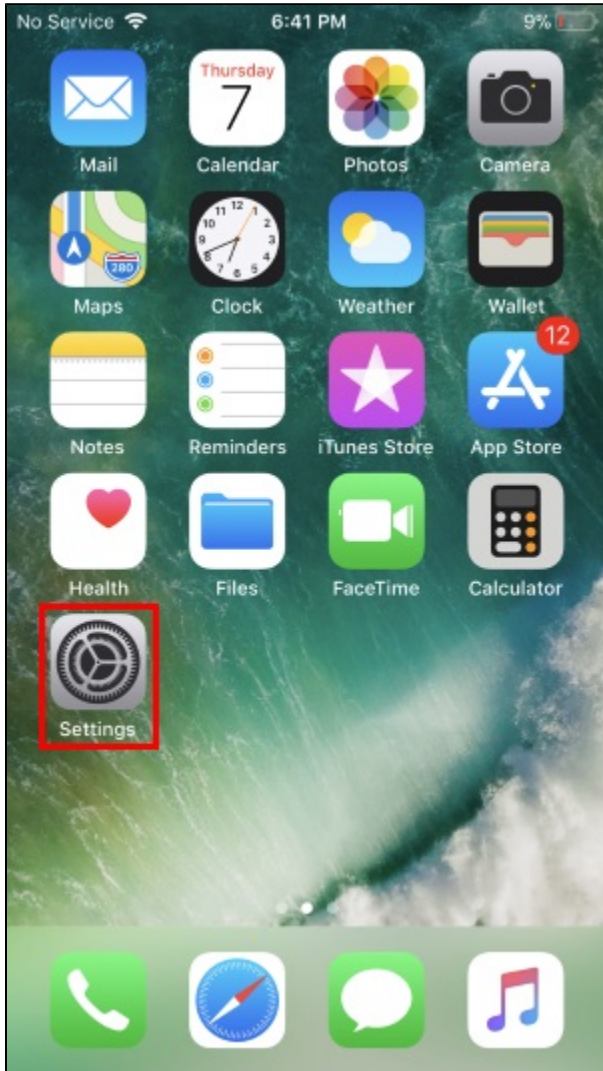
How to: Set up TechMail on your iOS device

Details


1) Set up a non-simple passcode or password and enable encryption. If you have already done this, skip to Step 2.

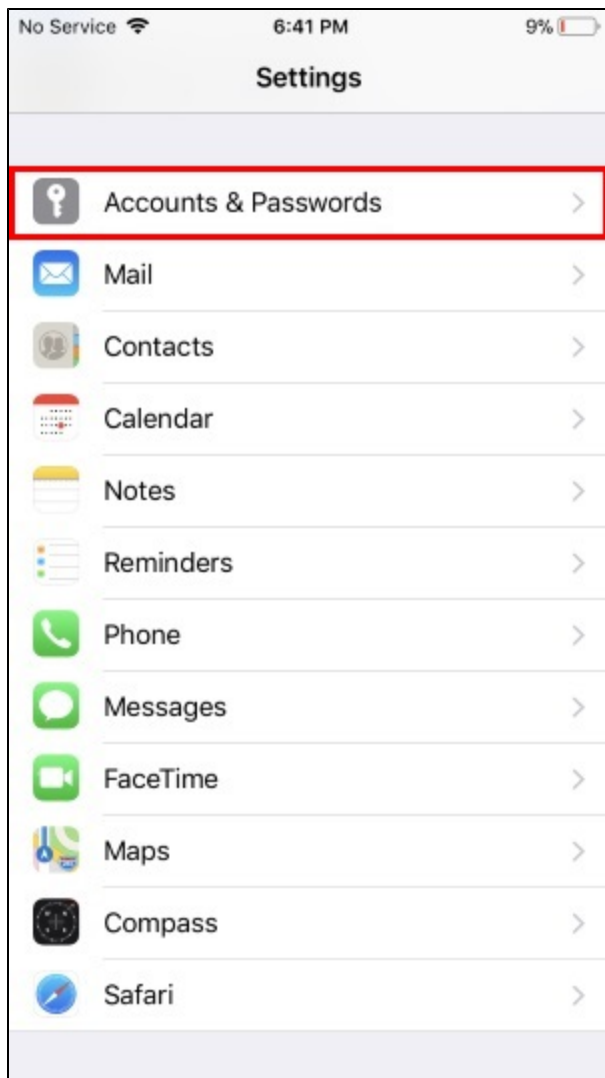
 **TIP:** For most devices, setting a passcode or password enables encryption automatically. If you have a passcode or password on your device, encryption may already be enabled.

2) Open the **Settings** app.

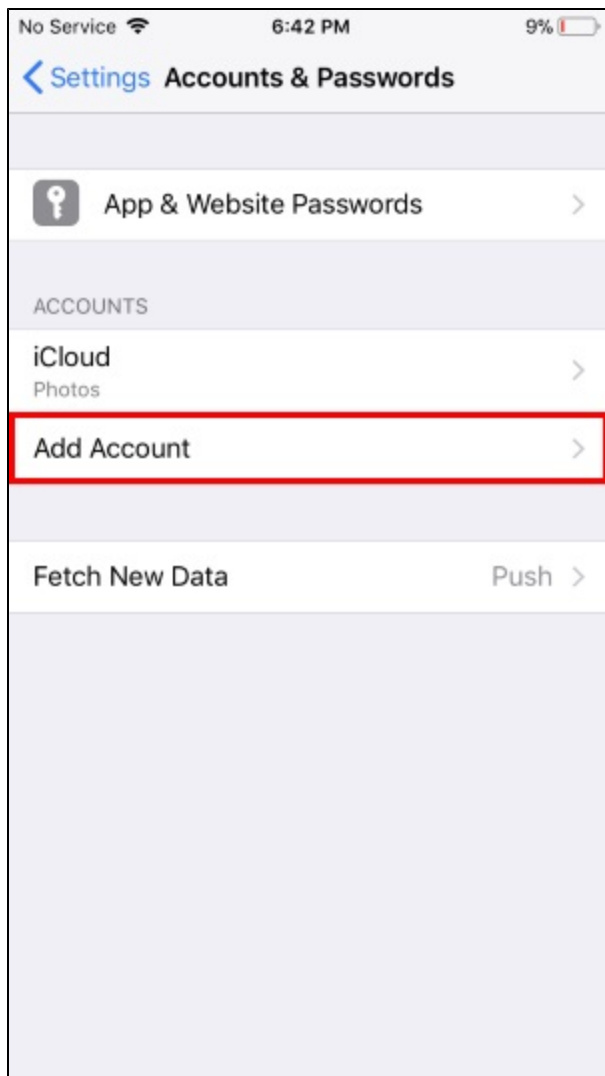


3) Tap **Accounts & Passwords**.


 **NOTE:** It will say "Passwords & Accounts" in iOS 12.




4) Check the list of accounts to make sure you have not already added this account. If not, tap **Add Account**.



5) Tap **Exchange**.

 **NOTE:** If you receive an error with "We can't sign you in" you will need to delete the mail app.



6) Complete the following information, and then tap **Next**.

- **Email:** your TechMail email address (e.g. *red.raider@ttu.edu*)
- **Description:** any descriptive name you wish, such as *My TechMail*

No Service 6:57 PM 18%

Cancel Exchange Next

Email red.raider@ttu.edu

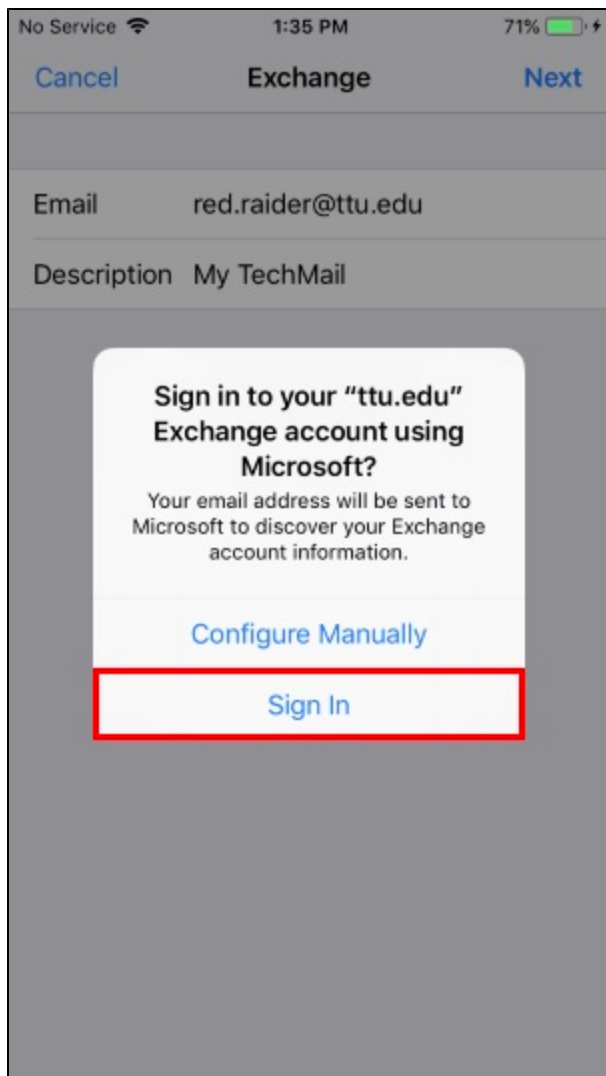
Description My TechMail

Exchange Device ID
4DC3CQLKHH5I1BC1L1D211P64S

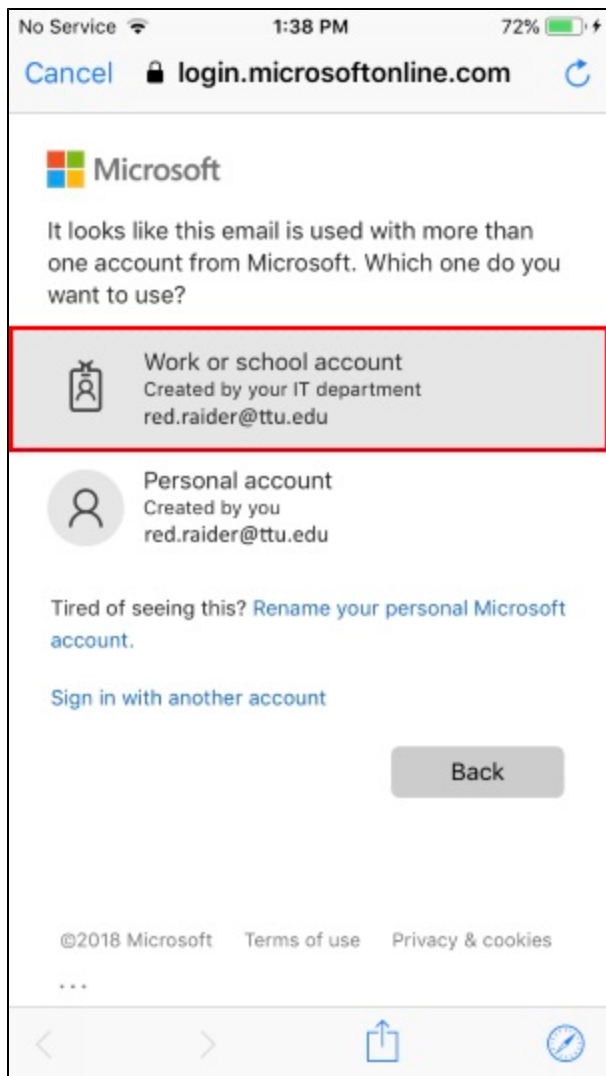
"TechMail"

q w e r t y u i o p
a s d f g h j k l
z x c v b n m
123 space return

7) Tap **Sign in**.




8) Tap **Work** or **school** account.



9) Type in your TechMail address and eRaider password, then tap **Sign in**.

No Service 6:59 PM 19%

Cancel fs.ttu.edu

 TEXAS TECH

Please sign-in with ttu\ Raider username or ttuhsc\ Raider username or your @ttu.edu email address.

red.raider@ttu.edu



.....

Sign in

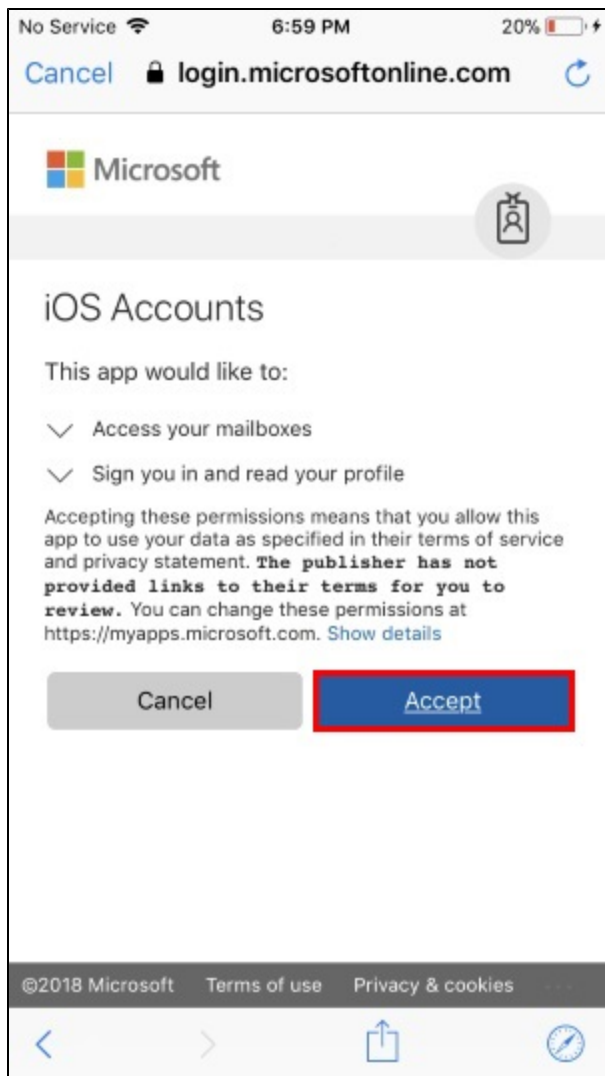
Set-Up Account Change Password

Forgot Password? Forgot Username?

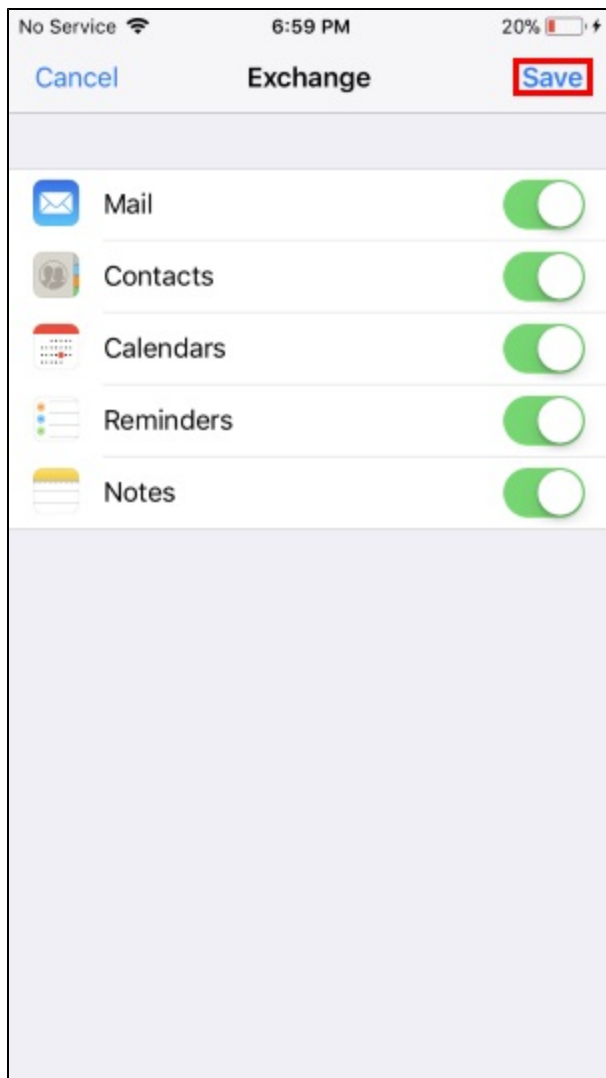
Use of Texas Tech Information resources is subject to Texas

< >  

10) You may be presented with a screen asking you to accept various permissions. Tap **Accept**.



11) Choose the items you would like to sync with the TTU email servers, and then tap **Save**.



OUTCOME

You may now access your TechMail items on your device by using the Mail, Calendar, Contacts, Reminders, Notes, and Phone applications.

Solution Properties

Solution ID

170922162655886

Last Modified Date

01/17/2019 04:09:01 PM

Author

tworrell