

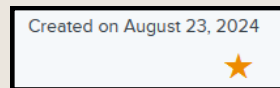
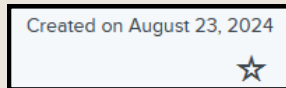


MyMediasite Quick Steps

<https://engrmediacast.ttu.edu/mediasite/mymediasite>

Locating a Shared Folder

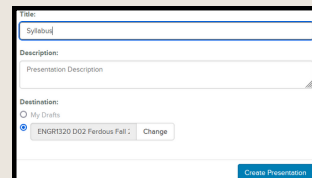
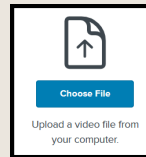
Click **Browse Shared Folders**
Type last name in search engine and enter
Locate the shared folder.
Select the star on the right side to "favorite" the folder.



The shared folder is now accessible on the home screen.

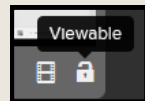
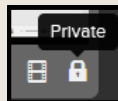
Adding a Presentation to a Shared Folder

Click **Add Presentation**
Select "Choose File" ...
Locate and select the presentation mp4 file and "open"
Name the presentation, and select a destination, and "create" presentation. *The default location should be the shared folder.



The presentation will queue and process.

Security settings default to "private." To make the presentation viewable, simply unlock it.



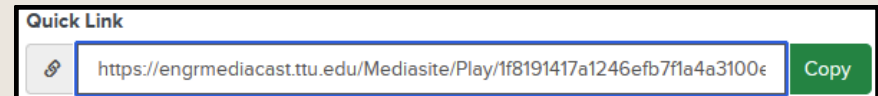
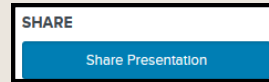
View Analytics

Select the presentation
Select "View Analytics"




Share a Presentation Link

Select the presentation, then Select
"Share Presentation" and "Copy" the quick link.

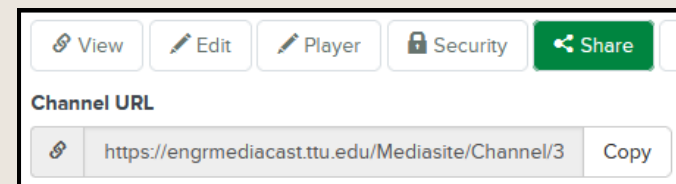


Create and Share a Video Channel Link

Click **Browse Channels**
Select **Add Channel**
Type an identifiable channel name. (Course number, section, faculty and semester) and "create" the channel.



To share the video channel link, select "Share" and then "Copy" the link.



Whitacre Online Learning Program Office

online.learning.coe@ttu.edu

#LEARNWHILEYOU EARN