

CHECK-IN SPRING 2026

How to complete Check-In for Spring 2026

Important: Completing Check-In is critical to maintaining your F-1 visa status. **Failure to do so may lead to termination & illegal status within the US.**

NOTICE:

You may only complete the check-in process when you are **physically in the US** and have **secured a physical address in Lubbock!**


If your program is in Amarillo or El Paso, please report the physical address you have there as part of your check-in process.

How to complete the Check-In Process:

Step 1

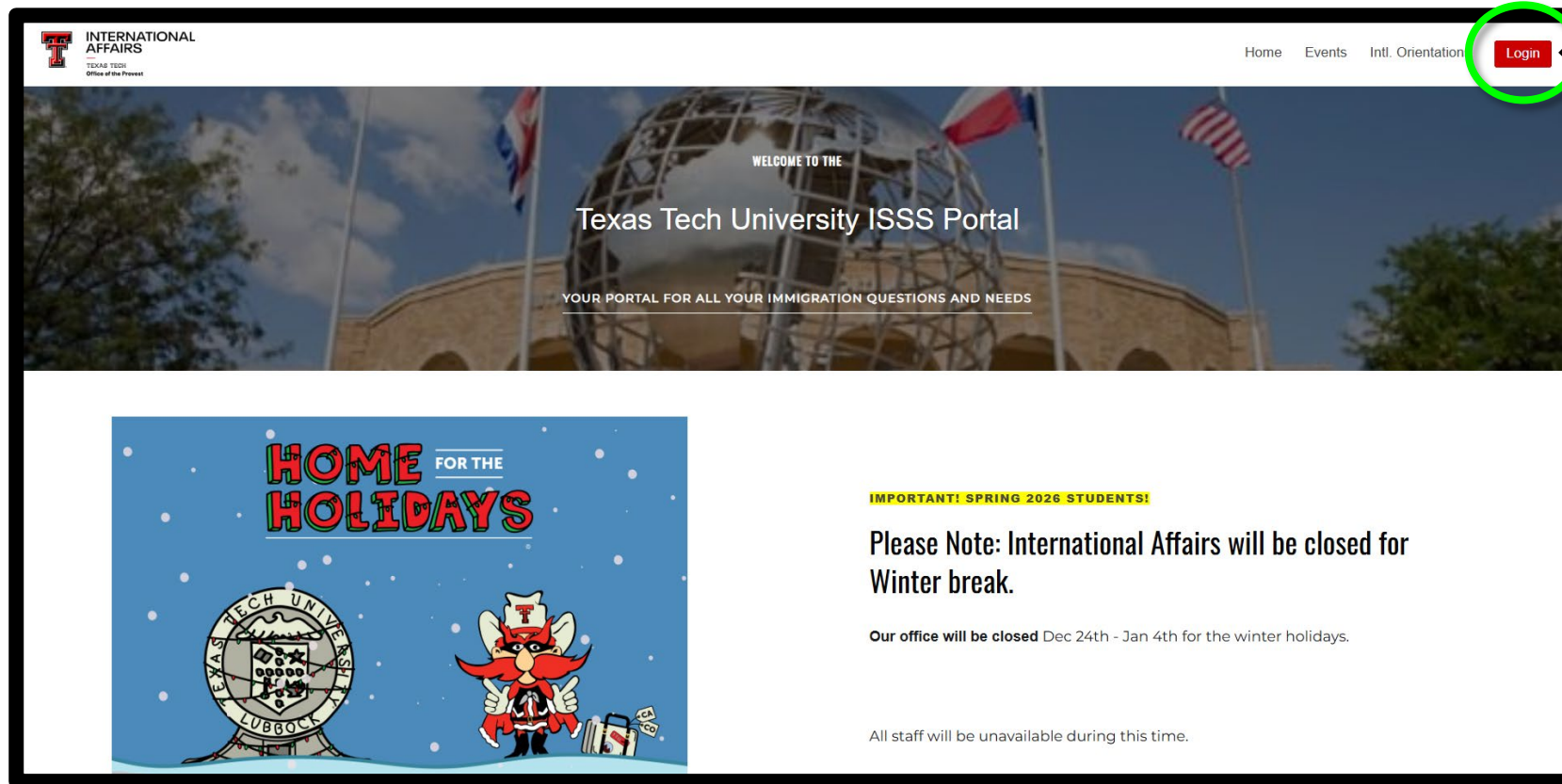
Go to the new [ISSS Student Portal Website](#)

(Click the link or scan the QR code)



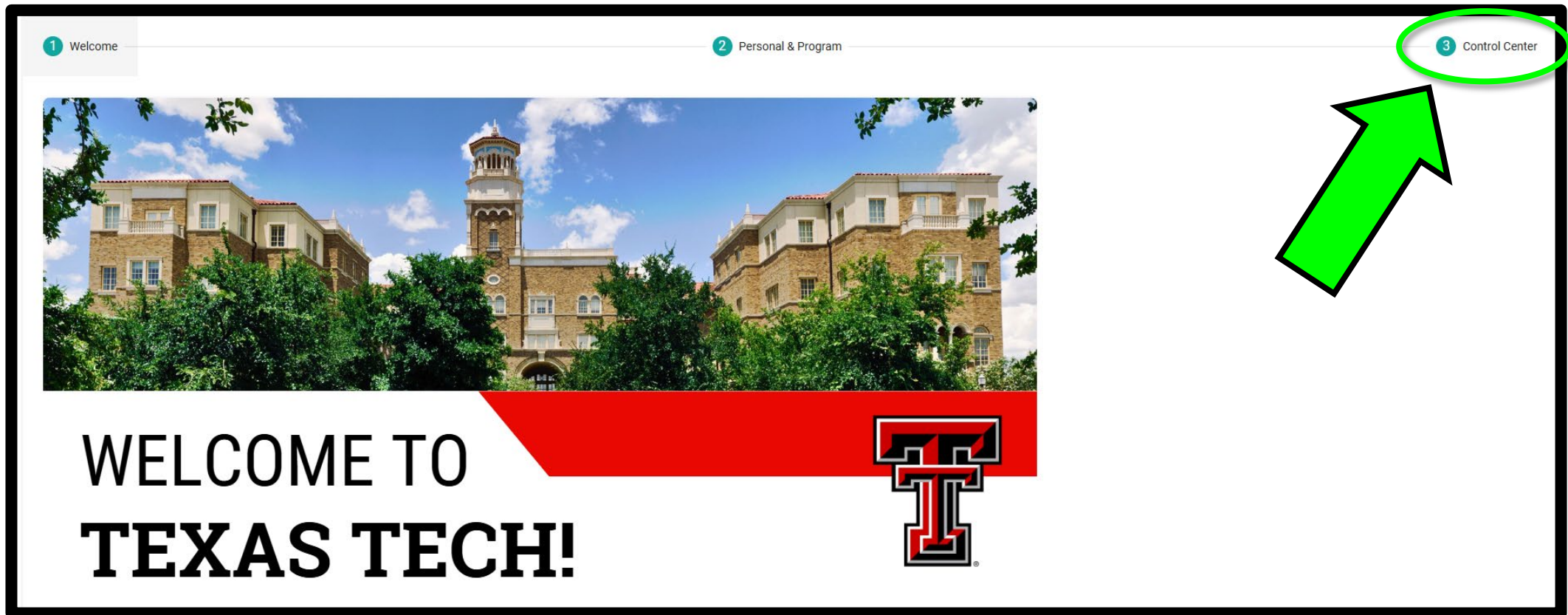
Step 2

Login using your TTU username and password



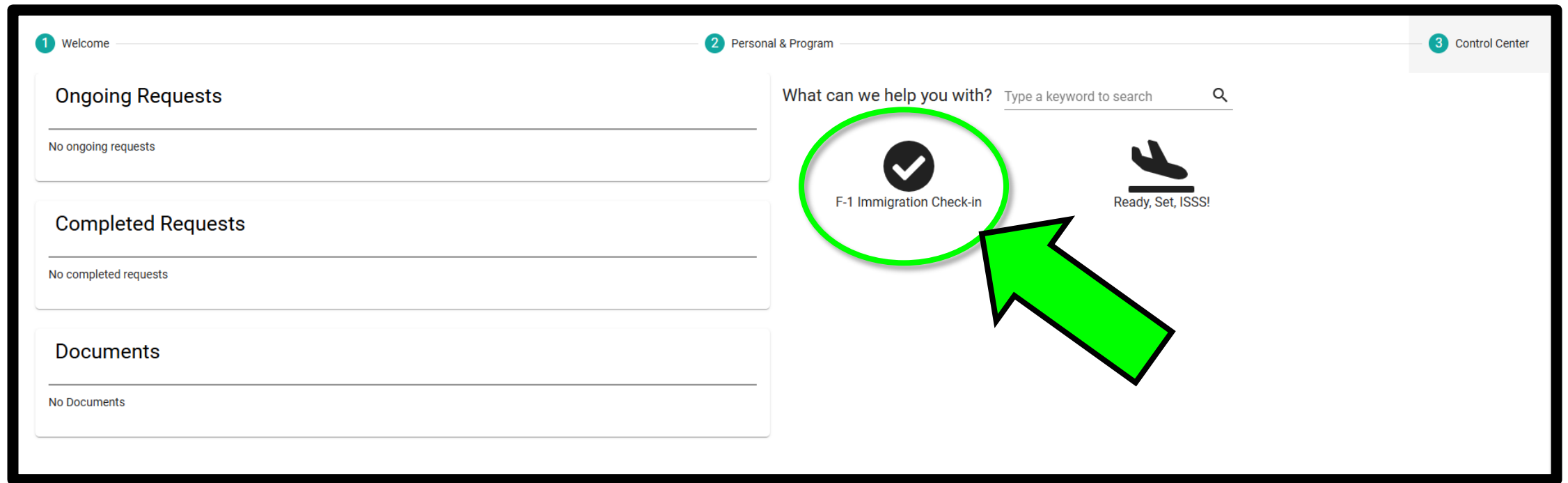
Step 3

Click the “Control Center” Tab



Step 4

Click the “F-1 Immigration Check-in” icon



Step 5

Fill out **all** questions and upload **all** documents, then click submit.

The screenshot displays a web application interface for a student profile preview. A modal window titled "Test-Hisa Fujino - F-1 Immigration Check-in" is open, showing a form with the following content:

Instruction: F-1 students are required to complete immigration check-in with ISSS upon their initial arrival on campus. Please follow the instructions to fulfill this requirement.
Please be advised that if you fail to complete this process, SEVIS will automatically terminate your record, and you will lose your immigration status in the U.S.

1 Are you currently in the U.S.? (Questionnaire)
Required *
Are you currently in the U.S.? *
☐ Yes ☐ No

2 What is your current U.S. address? (Questionnaire)
Required *

3 What F-1 student are you? (Questionnaire)
Required *

4 Immigration Check-in Video (Learning Content)
Required *

5 Maintaining F-1 Status Form (File Upload)
Required *

At the bottom right of the form, there is a "Next ↓" button and a "✓ Submit" button. Both buttons are circled in green, and large green arrows point to them from the right side of the image.

Step 6

Please allow **3 business days** for your DSO to process your Check-In request. You will receive an email when your Check-In has been completed by your DSO.

Then, your “**Continued Attendance**” I-20 will be available in your ISSS Student Portal!

Congrats!

You've completed the Check-In instructions!

If you have any questions, please contact your assigned International Student Advisor [here](#).

Welcome to Lubbock, Texas, and welcome to Texas Tech University. We're so glad to have you here!



TEXAS TECH™

FAQs

How do I login to the new ISSS Student Portal?

Login to the new [ISSS Student Portal here](#) using your **TTU username** and **password**. This is the same information you would use to login to the TTU eRaider account.

If you have trouble logging in, please contact our offices oia.iss@ttu.edu

FAQs

What should I use as my address?

Please use the address where you are currently residing for your TTU program. It should include:

Street Name, Apartment Number, City, State, Zip Code

*If you are staying in a student dorm, please include the **room number** and **bedspace** (A, B, C or D)*

If your address is temporary, please remember to provide your new, permanent address to your ISSS advisor when you've relocated. This is required by F-1 visa regulations.

FAQs

What should I use as my address?

OFF-CAMPUS EXAMPLE:

For a student living off-campus in an apartment, the address may look like:

Heritage Apartments
3114 4th St
Apartment #102
Lubbock, TX
79415

You may use [Google Maps](#) to help determine your correct address.

FAQs

What should I use as my address?

ON-CAMPUS EXAMPLE:

For a student living on-campus in the **Murdough dorms** in room 34, bedspace A, the address will be:

34A Murdough - TTU
Lubbock, TX
79406

You can also use this [TTU Student Housing generator](#) to learn what your address is.

FAQs

What is an I-94 and how do I get it?

An I-94 is an arrival/departure record issued to those who are admitted to the US. An I-94 record can be retrieved on the Department of Homeland Security's website:

**Get Most Recent
I-94 here**

FAQs

I can't upload my documents for check-in.

The ISSS Student Portal system will not allow uploads with file sizes larger than **1.5 MB**. If you can't upload your file due to file size, you can compress it using this [online compression generator](#).

Please make sure you upload files that are **1.5 MB or smaller**.

FAQs

How do I maintain my F-1 status?

Everything you need to know about maintaining your F-1 visa status can be found here:

**How to Maintain My
F-1 Visa Status**

If you have any specific inquiries, you can always reach out to [your international advisor](#) for help.



TEXAS TECH™