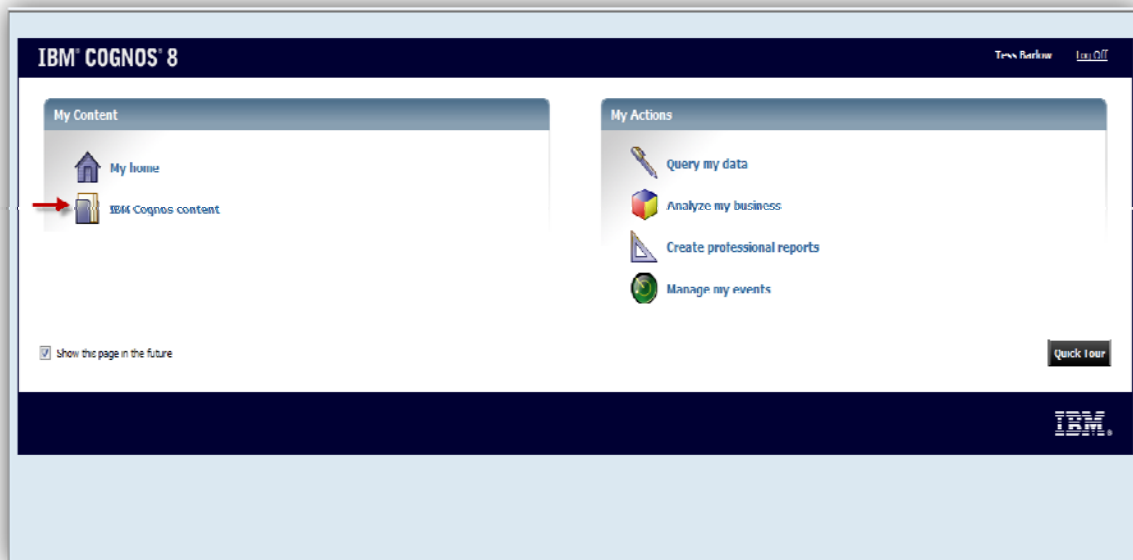


KPI – STRATEGIC PLAN

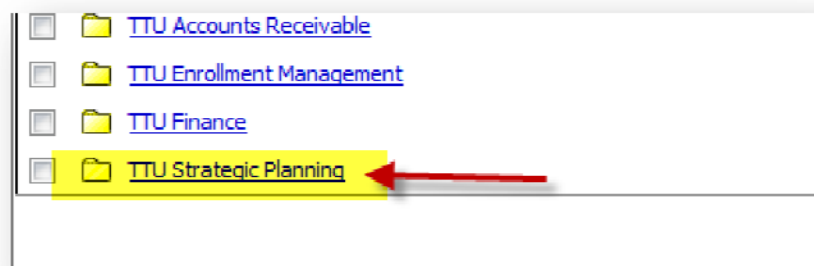
1. Go to Cognos Report website at:

<https://cognos.texastech.edu/>

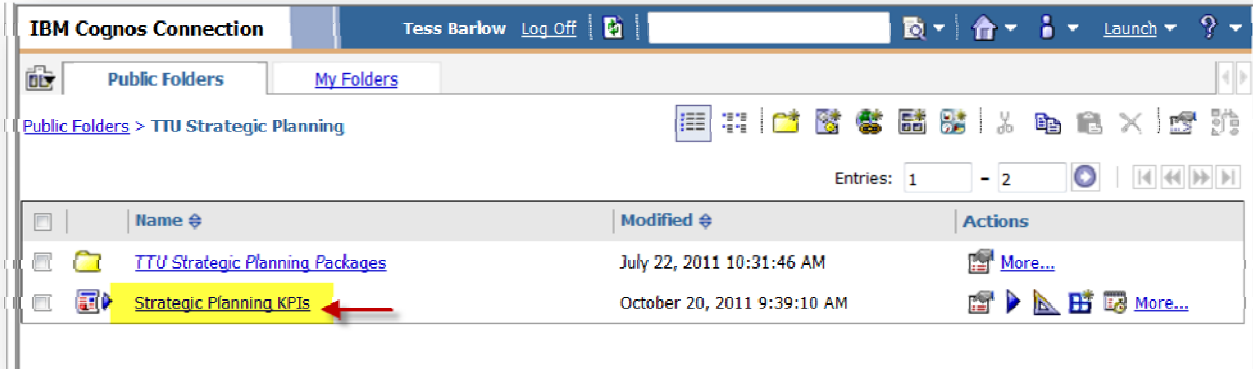
2. Click “**IBM Cognos content**” on the left side of the screen.



3. Under “**Public Folders**,” SELECT and CLICK “**TTU Strategic Planning**” folder.



4. Under the “TTU Strategic Planning” folder, SELECT and CLICK “Strategic Planning KPIs”



The screenshot shows the 'Strategic Planning - Key Performance Indicators' report selection screen. The header includes the Texas Tech University Institutional Research logo and the report name. The main area contains three dropdown menus for selecting filters:

YEAR: (Required) 2010

COLLEGE: (Required) Select a College
(Select the College to see the list of Departments)

DEPARTMENT: Select a Department (Optional)

At the bottom, there are 'Cancel' and 'Finish' buttons.