

TEXAS TECH UNIVERSITY SYSTEM



SUMMARY OPERATING BUDGET FISCAL YEAR 2002

**TEXAS TECH UNIVERSITY SYSTEM
FISCAL YEAR 2002
SUMMARY OPERATING BUDGET**

TABLE OF CONTENTS

<u>ITEM</u>	<u>PAGE NUMBER</u>
DEFINITIONS	1
EDUCATION AND GENERAL FUNDS	
SOURCE OF FUNDS GRAPH	2
INCOME BUDGET	3
EXPENSE BUDGET	4
DESIGNATED FUNDS	
SOURCE OF FUNDS GRAPH	5
INCOME BUDGET	6
EXPENSE BUDGET	7
SUMMARY OPERATING BUDGET	
SOURCE OF FUNDS GRAPH	8
SUMMARY OPERATING BUDGET	9

**TEXAS TECH UNIVERSITY SYSTEM
FISCAL YEAR 2002
SUMMARY OPERATING BUDGET**

DEFINITIONS

EDUCATION AND GENERAL FUNDS:

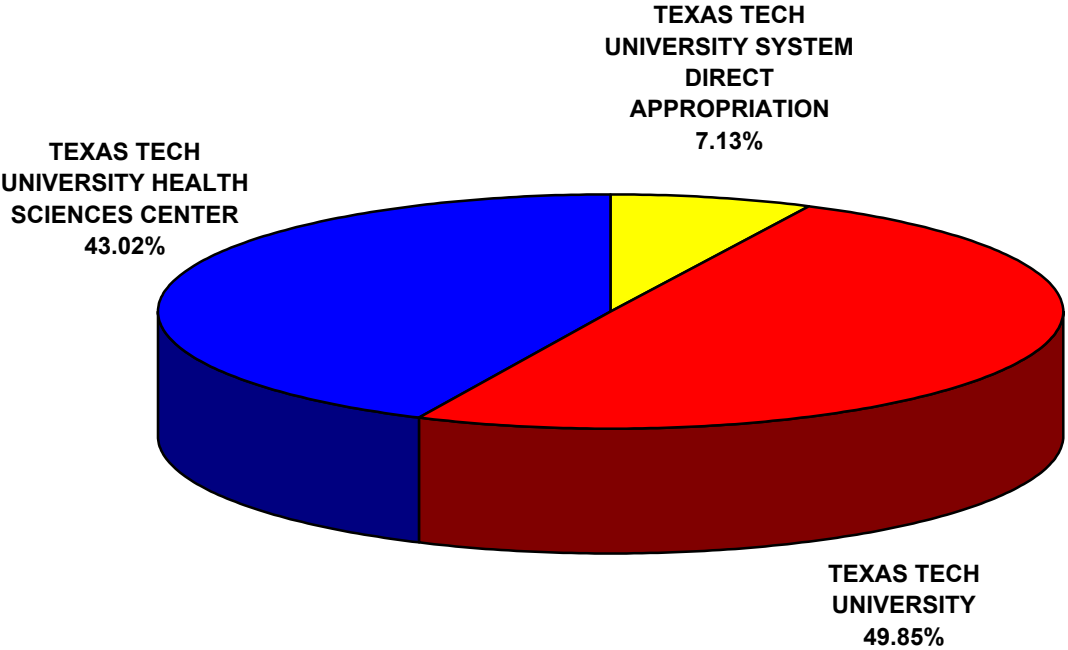
Funds provided by the State Of Texas through its General Appropriations Bill. These funds are provided directly to the Texas Tech University System Administration or to the component institutions, Texas Tech University and Texas Tech University Health Sciences Center. These funds are used to support administrative functions of the Chancellor and those services provided for both institutions.

DESIGNATED FUNDS:

These funds are provided through decisions of the Texas Tech University Board of Regents. These funds are provided directly by the component institutions, Texas Tech University and Texas Tech University Health Sciences Center, or through the assessment of a fee, e.g. Facilities Planning and Construction. These funds support the administrative functions of the Chancellor and those services provided for both institutions

**TEXAS TECH UNIVERSITY SYSTEM
FY 2002
EDUCATION AND GENERAL BUDGET
SOURCE OF FUNDS**

APPROPRIATIONS



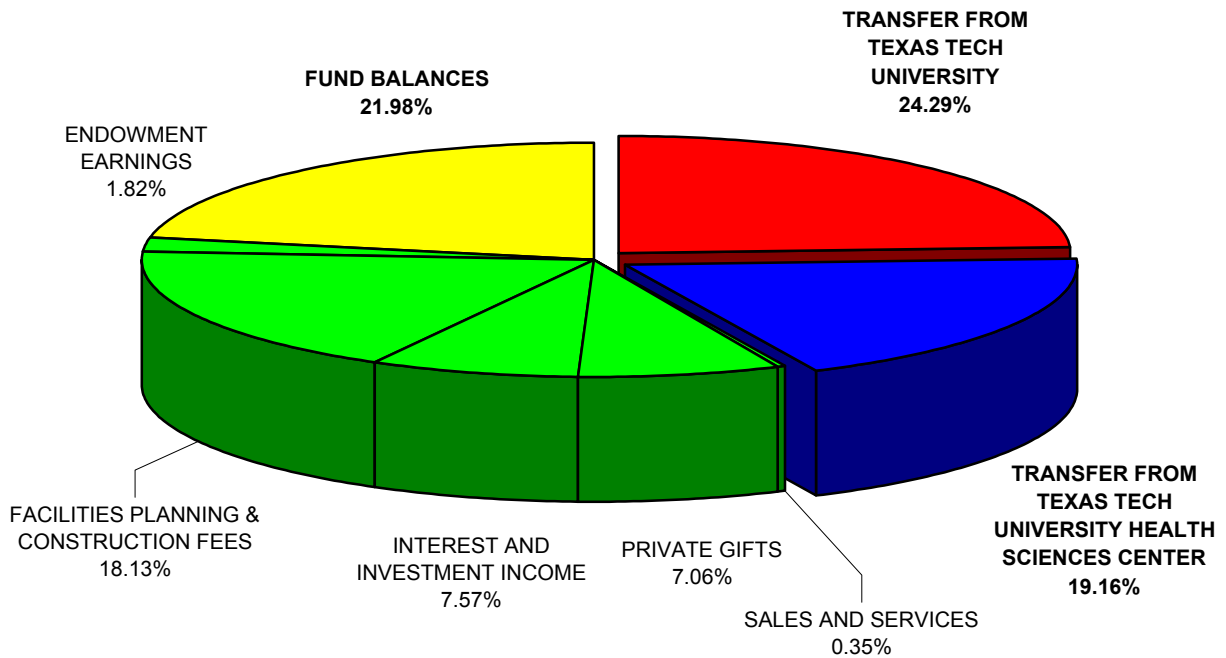
TEXAS TECH UNIVERSITY SYSTEM
COMPARISON OF EDUCATION AND GENERAL FUNDS
INCOME BUDGET

<u>ITEM</u>	<u>FY 2001</u>	<u>FY 2002</u>
GENERAL REVENUE APPROPRIATIONS:		
GENERAL REVENUE - ARTICLE III	\$ -	\$ 500,000
STATUTORY APPROPRIATION (PROPORTIONAL)	<u>-</u>	<u>140,613</u>
SUB-TOTAL	<u>\$ -</u>	<u>\$ 640,613</u>
TRANSFERS		
TEXAS TECH UNIVERSITY	4,409,835	4,476,844
TEXAS TECH UNIVERSITY HEALTH SCIENCES CENTER	<u>3,863,192</u>	<u>3,863,192</u>
SUB-TOTAL	<u>\$ 8,273,027</u>	<u>\$ 8,340,036</u>
TOTAL	<u><u>\$ 8,273,027</u></u>	<u><u>\$ 8,980,649</u></u>
PERCENT CHANGE		8.55%

TEXAS TECH UNIVERSITY SYSTEM
COMPARISON OF EDUCATION AND GENERAL FUNDS
EXPENSE BUDGET

<u>ITEM</u>	<u>FY 2001</u>	<u>FY 2002</u>
GENERAL ADMINISTRATION	<u>\$ 4,665,806</u>	<u>\$ 5,255,006</u>
INSTITUTIONAL ADVANCEMENT		
OPERATIONS	1,054,920	669,485
ADMINISTRATION	<u>-</u>	<u>362,210</u>
SUB-TOTAL	<u>\$ 1,054,920</u>	<u>\$ 1,031,695</u>
TEXAS TECH POLICE	<u>\$ 2,431,795</u>	<u>\$ 2,593,829</u>
FACILITY PLANNING AND CONSTRUCTION	<u>\$ 120,506</u>	<u>\$ 84,452</u>
FRINGE BENEFITS	<u>-</u>	<u>\$ 15,667</u>
TOTAL	<u>\$ 8,273,027</u>	<u>\$ 8,980,649</u>
PERCENT CHANGE		8.55%

**TEXAS TECH UNIVERSITY SYSTEM
FY 2002
DESIGNATED FUNDS BUDGET
SOURCE OF FUNDS**



TEXAS TECH UNIVERSITY SYSTEM
COMPARISON OF DESIGNATED FUNDS
INCOME BUDGET

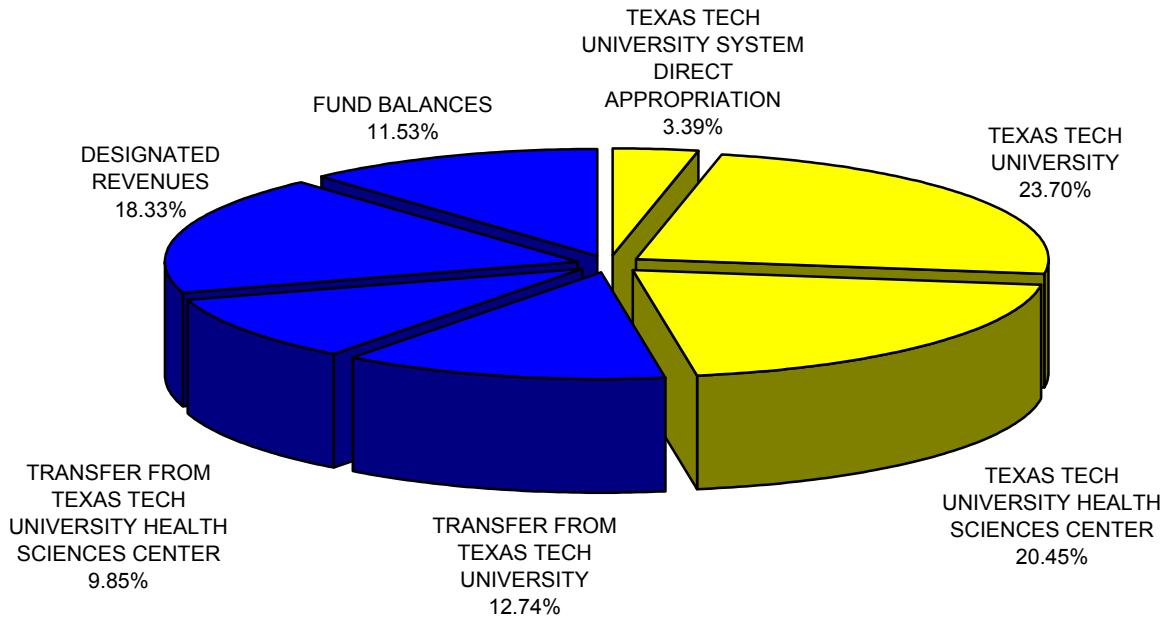
<u>ITEM</u>	<u>FY 2001</u>	<u>FY 2002</u>
TRANSFERS:		
TEXAS TECH UNIVERSITY	\$ 3,287,805	\$ 2,407,278
TEXAS TECH UNIVERSITY HEALTH SCIENCES CENTER	<u>2,473,332</u>	<u>1,861,179</u>
SUB-TOTAL	<u>\$ 5,761,137</u>	<u>\$ 4,268,457</u>
ADDITIONAL REVENUES:		
SALES AND SERVICES	\$ 265,000	\$ 35,000
PRIVATE GIFTS	594,715	700,000
INTEREST AND INVESTMENT INCOME	750,000	750,000
FACILITIES PLANNING & CONSTRUCTION FEES	2,094,899	1,796,963
ENDOWMENT EARNINGS	<u>180,000</u>	<u>180,000</u>
SUB-TOTAL	<u>\$ 3,884,614</u>	<u>\$ 3,461,963</u>
CURRENT YEAR REVENUE	\$ 9,645,751	\$ 7,730,420
OTHER:		
FUND BALANCES	<u>967,914</u>	<u>2,178,436</u>
TOTAL	<u>\$ 10,613,665</u>	<u>\$ 9,908,856</u>
PERCENT CHANGE		-6.64%

TEXAS TECH UNIVERSITY SYSTEM
COMPARISON OF DESIGNATED FUNDS
EXPENSE BUDGET

<u>ITEM</u>	<u>FY 2001</u>	<u>FY 2002</u>
GENERAL ADMINISTRATION	<u>\$ 3,710,714</u>	<u>\$ 4,044,122</u>
INSTITUTIONAL ADVANCEMENT		
OPERATIONS	4,808,052	2,298,079
ADMINISTRATION	<u>-</u>	<u>1,038,445</u>
SUB-TOTAL	<u>\$ 4,808,052</u>	<u>\$ 3,336,524</u>
FACILITY PLANNING AND CONSTRUCTION	<u>\$ 2,094,899</u>	<u>\$ 2,528,210</u>
TOTAL	<u>\$10,613,665</u>	<u>\$ 9,908,856</u>
PERCENT CHANGE		-6.64%

**TEXAS TECH UNIVERSITY SYSTEM
 FY 2002
 SUMMARY OPERATING BUDGET
 SOURCE OF FUNDS**

**Education and General
 47.54% Total**



**Designated
 52.45% Total**

TEXAS TECH UNIVERSITY SYSTEM
SUMMARY OPERATING BUDGET
FOR FISCAL YEAR 2002

FUND	PROJECTED 09/01/001 BALANCE	ESTIMATED INCOME	ESTIMATED EXPENSE	PROJECTED 09/01/001 BALANCE
EDUCATIONAL AND GENERAL	\$ -	\$ 8,980,649	\$ 8,980,649	\$ -
DESIGNATED	<u>4,498,560</u>	<u>7,730,420</u>	<u>9,908,856</u>	<u>2,320,124</u>
TOTAL	<u>\$ 4,498,560</u>	<u>\$ 16,711,069</u>	<u>\$ 18,889,505</u>	<u>\$ 2,320,124</u>