


**STATE OF TEXAS  
LEGISLATIVE APPROPRIATIONS REQUEST**

**For Fiscal Years 2018 and 2019**

**Submitted to the  
Office of the Governor, Budget Division,  
and the Legislative Budget Board**



**Texas Tech University**


**October 17, 2016**



**STATE OF TEXAS  
LEGISLATIVE APPROPRIATIONS REQUEST**

**For Fiscal Years 2018 and 2019**

**Submitted to the  
Office of the Governor, Budget Division,  
and the Legislative Budget Board**



**Texas Tech University**

**October 17, 2016**



## TABLE OF CONTENTS

1. SCHEDULES NOT INCLUDED.....	1
2. ADMINISTRATOR’S STATEMENT.....	2
3. ORGANIZATIONAL CHART .....	9
4. DUAL CERTIFICATION.....	10
5. SUMMARIES OF REQUEST:	
Budget Overview-Biennial Amounts.....	11
Summary of Base Request by Strategy.....	12
Summary of Base Request by Method of Finance.....	17
Summary of Base Request by Object of Expense.....	23
Summary of Base Request Objective Outcomes.....	24
Summary of Exceptional Items Request.....	27
Summary of Total Request by Strategy.....	28
Summary of Total Request Objective Outcomes.....	32
6. STRATEGY REQUESTS	
Goal 1: Provide Instructional and Operations Support	

Objective 1: Provide Instructional and Operations Support

Strategy 1: Operations Support.....	36
Strategy 3: Staff Group Insurance Premiums.....	40
Strategy 4: Workers' Compensation Insurance.....	42
Strategy 6: Texas Public Education Grants.....	44
Strategy 7: Organized Activities.....	46

Goal 2: Provide Infrastructure Support

Objective 1: Provide Infrastructure Support

Strategy 1: Educational and General Space Support.....	49
Strategy 2: Tuition Revenue Bond Retirement.....	52

Goal 3: Provide Special Item Support

Objective 1: Instructional Support Special Item Support

Strategy 1: Library Archival Support.....	54
---	----

Objective 2: Research Special Item Support

Strategy 1: Agricultural Research.....	57
Strategy 2: Energy Research.....	60
Strategy 3: Emerging Technologies Research.....	63

Strategy 4: Texas Wine Marketing Research Institute.....	66
Strategy 5: Viticulture and Enology Program.....	68
Objective 3: Public Service Special Item Support	
Strategy 1: Junction Annex Operation.....	70
Strategy 2: Hill Country Educational Network.....	72
Strategy 3: Small Business Development.....	75
Strategy 4: Museums and Historical, Cultural, and Educational Centers.....	77
Strategy 6: Center for Financial Responsibility.....	79
Objective 4: Institutional Support Special Item Support	
Strategy 1: Institutional Enhancement.....	81
Goal 6: Provide Research Development Fund	
Objective 1: Research Development Fund	
Strategy 1: Research Development Fund.....	84
Objective 2: Competitive Knowledge Fund	
Strategy 1: Competitive Knowledge Fund.....	87
Objective 3: Core Research Support	

Strategy 1: Core Research Support.....	89
Summary Totals.....	91
6. PROGRAM LEVEL REQUEST SCHEDULE.....	92
7. RIDER REVISIONS AND ADDITIONS REQUEST.....	93
8. EXCEPTIONAL ITEM REQUESTS	
A. Restoration to Non-Formula Line Items.....	94
B. College of Veterinary Medicine.....	107
C. Small Business Development Center.....	110
D. Tech Teach 2+1 Program.....	113
E. Exceptional Items Strategy Request.....	116
9. SUPPORTING SCHEDULES	
A. Historically Underutilized Business Supporting Schedule.....	128
B. Homeland Security Funding Schedule – Part A.....	130
C. Homeland Security Funding Schedule – Part B.....	132
D. Estimated Funds Outside the Institution’s Bill Pattern.....	134
E. Allocation of the Biennial Ten Percent Reduction to Strategies.....	135



10. HIGHER EDUCATION SUPPORTING SCHEDULES

Schedule 1 – Other Educational and General Income.....	141
Schedule 2 – Grand Total, Educational, General, and Other Funds.....	144
Schedule 3A – Staff Group Insurance Data Elements.....	146
Schedule 4 – Computation of OASI.....	149
Schedule 5 – Calculation of Retirement Proportionality and ORP Differential.....	150
Schedule 6 – Capital Funding .....	151
Schedule 7 – Personnel.....	152
Schedule 8B – Tuition Revenue Bond Issuance History.....	155
Schedule 8D – Tuition Revenue Bonds Request by Project.....	156
Schedule 9 – Special Item Information	
a. Library Archival Support.....	157
b. Research to Enhance Ag Production & Add Value to Ag Products in Texas.....	160
c. Research in Energy Production & Environmental Protection in Texas.....	162
d. Research in Emerging Technologies & Economic Development in Texas.....	164
e. Texas Wine Marketing Research Institute.....	166
f. Viticulture and Enology Program.....	169

g. Junction Annex Operation.....	171
h. TTU Hill Country Educational Network .....	174
i. Small Business Development Center .....	177
j. Museums and Historical, Cultural, and Educational Centers.....	179
k. Center for Financial Responsibility .....	182
l. Institutional Enhancement.....	185
m.Exceptional Item Request for Restoration to Non-Formula Line Items.....	187
n. Exceptional Item Request for College of Veterinary Medicine.....	189
o. Exceptional Item Request for Small Business Development Center.....	191
p. Exceptional Item Request for Tech Teach 2+1 Program.....	193

**Schedules Not Included**

<b>Agency Code:</b> 733	<b>Agency Name:</b> Texas Tech University	<b>Prepared By:</b> Crista McCune	<b>Date:</b> August 5, 2016	<b>Request Level:</b> Baseline
<p><b>For the schedules identified below, Texas Tech University either has no information to report or the schedule is not applicable. Accordingly, these schedules have been excluded from the Texas Tech University Legislative Appropriations Request for the 2018-19 biennium.</b></p>				
<b>Number</b>	<b>Name</b>			
3.C.	Rider Appropriations and Unexpended Balances Request			
6.B.	Current Biennium One-time Expenditures			
6.F.	Advisory Committee Supporting Schedule			
6.J.	Federal Health Care Reform			
1.B.	Health-related Institutions Patient Income			
8	Summary of Requests for Capital Project Financing			
8.A.	Tuition Revenue Bond Projects			
8.C.	Revenue Capacity for Tuition Revenue Bond Projects			

---

**733 Texas Tech University**

---

**OVERVIEW**

Texas Tech University (TTU) is a major comprehensive, multi-faceted research university with close to 36,000 students pursuing undergraduate, graduate, or professional degrees in 13 different instructional schools and colleges. TTU has students from 247 of the 254 counties in Texas, 49 states plus Puerto Rico, Virgin Islands and the District of Columbia, and more than 114 foreign countries. Approximately 91.7% of TTU undergraduate students are Texans, and about 80% of students have home addresses more than 100 miles away from Lubbock. In addition, 6,622 or 18.5% of students are enrolled in graduate or professional programs. TTU offers the most comprehensive academic programs in the state on a single campus. It remains the only institution in the nation to offer six doctoral programs in agriculture without the benefit of land-grant support.

TTU provides educational services to the residents of the Texas Hill Country, West Texas and the Dallas/Fort Worth area. TTU has established academic centers in Junction, Fredericksburg, Marble Falls/Highland Lakes, and El Paso, along with academic centers in Waco through the University Center at McLennan Community College and in McKinney through the Higher Education Center at Collin College.

**SIGNIFICANT CONSIDERATIONS**

**-Rider Revisions**

TTU supports the rider revisions and additions requested in the Texas Tech University System Legislative Appropriation Request. The revisions, each of which includes an explanation, serve the general purposes of clarifying legislative intent, eliminating unnecessary or redundant requirements, or aligning the rider with relevant statutes.

**-Participation and Success**

TTU is committed to achieving and exceeding the participation goals established by the state through a focused strategy that leads to academic success and excellence across all populations of the university. The overall enrollment at TTU has grown significantly, and specifically the number of black and Hispanic students increased from 683 and 2,339 in 1998, respectively, to 2,322 and 7,545 in 2015. Furthermore, the Education Trust has once again recognized TTU for making significant progress in improving black student graduation rates and in closing the graduation rate gap with white students. Each year approximately 22.2%, or a current total of 1,561, of TTU freshmen are first-generation college students. Of this group 937, or 60%, are participating in the university's first generation success program. Efforts in this area have garnered Texas Tech acclaim from The Best Colleges as among the best colleges to attend for first-generation college students.

TTU understands the significance of student success. Its approach to undergraduate educational achievement focuses on research-based teaching excellence, academic rigor, personal commitment, and financial resources students need to engage and make the most of their university experiences. TTU has set the goals of achieving a 90 percent first-year retention rate and a 70 percent six-year graduation rate. In order to achieve these ambitious goals, the university is focused on enhancing the undergraduate learning experience, emphasizing the importance of "excellent teaching" across the curriculum and degree programs, capitalizing on the human diversity and experiential differences, and using emerging technologies and delivery modalities to prepare undergraduates for an increasingly dynamic workplace.

TTU continues its efforts to be the most innovative institution in terms of outreach and enrollment programs. Currently, TTU offers programs such as "Gateway," "Tech Transfer Acceleration Program," and "Military and Veteran Programs." These programs help attract a broad diversity of students, including those who have attended a community college, under-represented students, and those who have served in the armed forces. TTU strives to serve veterans and veteran dependents by offering guidance and assistance as well as an overall positive college experience. TTU has been consistently designated as a military friendly institution.

---

**733 Texas Tech University**

---

Finally, TTU actively and successfully pursues transfer students, as illustrated in a 2016 U.S. News & World Report in which TTU was ranked 23rd for most transfer students among all schools listed on the annual “Best Colleges” list. The 2016 rankings are based on data from fall 2014 enrollment and indicated that while the average number of transfer students for all universities in the report was 479, TTU enrolled 2,921 transfer students. This high rate of transfer students can be attributed to the strong connection TTU facilitates with community colleges state-wide.

**-Excellence and Research**

TTU continues to make significant progress toward its goal of becoming a major national research university. The latest milestone came early in 2016 when TTU received the top Carnegie classification of Highest Research Activity. The recognition builds on the university’s designation as a National Research University (NRU) by the state of Texas in 2012.

National Research University Fund (NRUF) allocations have been used to bolster the institution’s research enterprise. Among the initiatives begun with these funds is the hiring of productive senior faculty in several areas of research strength. NRUF funding is also used for enhancing start-up packages for new hires and to assist in the recruitment and retention of top-quality graduate students. All key research funding metrics have shown steady increases since 2013. Total research expenditures have increased 15 percent during that time. Restricted research expenditures grew from \$40.7 million to \$48.7 million, or 20 percent in the same time period. This success comes at a time when federal funding is flat or declining.

TTU is also investing in its research infrastructure. Tuition Revenue Bonds will allow for the construction of a second Experimental Science Building which is currently in the design phase. Renovations are underway to existing buildings to provide new, state-of-the-art research and laboratory space. Partnerships with industry have resulted in the building of a new crop sciences building. The new Innovation Hub at Research Park facility provides research and office space for start-up companies and expands our existing public-private partnerships with industry.

The continuing need to add faculty positions to reduce student faculty ratios, reduce the number of large classes, and provide time for research and technology transfer activities remains a priority for TTU. The Core Research Support funding is critical for continued progress in this area and it is imperative that such funding be restored if TTU is to reach its goal of excellence in research and economic development for West Texas.

**-Technology Transfer and Economic Development**

TTU’s economic presence extends beyond the South Plains and across the state. TTU’s commercialization efforts are showing steady growth. Invention disclosures in 2014 and 2015 totaled 96. Revenue from licensing has doubled from \$263,000 in 2011 to \$526,000 in 2015. TTU is creating opportunities for faculty, staff and students to start new businesses based on intellectual property and further bolster the area’s economic development. TTU’s efforts in this area were recognized in 2014 by the Innovation and Economic Prosperity designation from the Association of Public and Land-grant Universities. The Texas Tech Accelerator offers teams extensive, hands on training in starting a business. TTU is engaged with the National Science Foundation iCorp program that helps scientists and students plan how to take their inventions to market. New student learning opportunities in the form of formal classes and start-up development, business plan competitions and student organizations have increased greatly over the past two years.

**-The Humanities and the Arts**

---

**733 Texas Tech University**

---

The humanities are essential to universities. TTU prepares students who not only can perform competitively in the workplace, but can also think creatively and imaginatively about life and the world in its fullest dimensions. The College of Visual and Performing Arts and the College of Arts and Sciences, in concert with the campus libraries, museums, research programs, and special programs constitute a crucial and essential component of the educational program. The 4% reduction to special item support negatively impacts support necessary for TTU museums and centers and it is critical that such funding be restored to continue to provide these enrichment programs.

**-Partnerships and Outreach**

TTU continues to facilitate collaborations to foster educational outreach and engagement efforts, and promote strategic research advancement not only within the university, and with other universities within the Texas Tech University System, but also with universities, agencies, and corporate partners across the country. TTU has worked diligently to create and sustain partnerships with organizations to be able to offer academically based programs and activities to K-12 students and families as a means of encouraging access to higher education. In addition, TTU has been highly successful in forming research partnerships with industry and the Lubbock Economic Development Alliance.

The university remains committed to expanding outreach and engagement efforts as a means of continuing key educational research and promoting the value and benefit of higher education through programs that promote learning and enrich the quality of life. The university continues to seek to increase the institution's role in addressing societal needs and impacting the lives of communities across the region, state, and the world. These efforts have resulted in numerous forms of local, state and national recognition of the university including designation from the Carnegie Foundation for the Advancement of Teaching in 2006, the inaugural year of their community engagement category and re-designation in this distinct category in 2015.

**STRATEGIC THEMES AND INITIATIVES**

TTU's aspiration is to become a prominent, cost-effective, student-focused public research university, recognized as a top institution in Texas and among the top 100 in the United States. Supporting that challenging aspiration is a solid core of themes which are included in the TTU mission statement. These themes reflect the strategic choices being made: "As a public research university, Texas Tech advances knowledge through innovative and creative teaching, research, and scholarship. The university is dedicated to student success by preparing learners to be ethical leaders for a diverse and globally competitive workforce. The university is committed to enhancing the cultural and economic development of the state, nation, and world." TTU's strategic priorities are as follows: increase enrollment and promote student success, strengthen academic quality and reputation, expand and enhance research and creative scholarship, further outreach and engagement, and increase and maximize resources.

**-Provide the best possible instruction to all students at the undergraduate, graduate, and professional levels while controlling cost**

The university's goal is to become a national research university with an emphasis on teaching and research in engineering, science, technology, and mathematics while continuing its focus on excellence in other academic areas. TTU will seek to improve undergraduate education by adding faculty to reduce class size, especially in departments where student demand is high, by increasing the proportion of these courses taught by senior faculty and by providing more graduate assistants who can give students more one-on-one tutorial opportunities. Both faculty and graduate students receive advanced training through the Teaching, Learning and Professional Development Center. TTU will continue growing our Honors College, with a major effort to integrate undergraduate research and graduate programs.

**-Attract students who are unmatched for their talent and diversity**

---

**733 Texas Tech University**

---

TTU will seek to expand student financial assistance by making the level of academic scholarship awards more competitive, increasing need-based grant funds, and enhancing the professional services offered in Student Financial Aid and Student Business Services. TTU will continue to promote access by expanding recruitment efforts across the state, especially among high achievers and culturally diverse student populations. TTU has implemented the Red Raider Guarantee Program to ensure that tuition and fees are paid for students whose family annual income is less than \$40,000. In addition, the University is in its twelfth year of the "Graduate on Time Program," which has resulted in increased semester credit hours completed by students and an increase in the number of degrees awarded. TTU also provides excellent financial aid packages for transfer students.

-Grow the faculty while enhancing its quality and diversifying its composition

Over the next biennium, TTU seeks to add new faculty who will enhance the academic quality of the institution and improve the research enterprise and classroom experience for undergraduate students. A number of special initiatives will also be implemented to diversify the faculty by hiring qualified applicants from underrepresented groups, including women. Efforts also will be made to increase the pipeline of minority Ph.D.'s so that the applicant pool for positions will be greater.

-Become one of the nation's top 100 centers for research

TTU continues to increase its sponsored research with the goal to become a top 100 research university. Achieving such status will require a sustained effort of advancement, which has already begun. Currently, TTU is actively developing a heightened research culture, which includes recruiting additional faculty, building a deeper research infrastructure, and supporting research clusters of focused effort to benefit Texas, the Southwest, and the nation. Areas targeted for expansion of research include water resources, cloud computing practices and security, cybersecurity, wind energy, bioinformatics, food safety, cotton research, oil and gas production and environmental concerns, energetic materials, pulsed power and power electronics, and nanophotonics.

-Increase funding for research libraries, equipment, and other services

TTU's libraries, members of the Association of Research Libraries, must be sustained and funds must be expended to strengthen collections (emphasizing our research priorities), expand or make more efficient use of space, protect deteriorating books and journals, and enhance the automated catalog systems. TTU will expand allocations for specialized research equipment by maintaining a continuing resource fund from growth in indirect costs recoveries.

-Internationalize the university experience at TTU

Today, more than ever, it is imperative that TTU integrate global perspectives and promote international experience as part of its core missions. TTU will continue providing international study opportunities for undergraduate and graduate students. The study abroad programs, especially at the Texas Tech Center in Seville, Spain, will continue to attract more students each semester. In addition, the Center for Active Learning and Undergraduate Engagement (CALUE) provides opportunities for students to participate in undergraduate research, internships and study abroad to enhance their undergraduate experience and provide a globally diverse experience.

The Colleges of Architecture and Engineering have required international experiences for their undergraduate students, recognizing that future architects and engineers are part of an ever-increasing international profession, and that employers want their employees to possess cross-cultural communication skills and an ability to work in a global environment.

**Administrator's Statement**

8/12/2016 11:39:09AM

85th Regular Session, Agency Submission, Version 1  
Automated Budget and Evaluation System of Texas (ABEST)

---

**733 Texas Tech University**

---

As part of TTU's SACSCOC accreditation, a Quality Enhancement Plan (QEP) is being implemented that is designed to prepare students for the challenges of an increasingly interconnected world by improving communication skills and global awareness. Specifically, TTU students will develop communication skills in a variety of media that are appropriate to their disciplines and focus on developing them within a global context, and will successfully apply these communication skills in a range of situations with audiences, both local and global.

-Background checks

In accordance with Texas Education Code, Section 51.215 and Texas Government Code, Section 411.097, all staff positions (including temporary employees) are classified as security sensitive level I positions and require criminal background checks prior to employment, promotion, reclassification, transfer or direct appointment. In addition, student positions classified as security sensitive level I or II require criminal background checks to be conducted prior to employment, promotion, reclassification or transfer. All faculty tenure and non-tenure track are classified as security sensitive level I positions and require criminal background checks prior to employment.

MAJOR AREAS OF CONCERN

The major areas of concern in this appropriations request are those that directly affect TTU's ability to successfully continue its vital missions of teaching, research, and public service.

-Formulas

In order to maintain quality academic and research programs, the Texas Legislature should fund the formula recommendations at the highest rate. The top priorities for the 85th legislative session should be to provide sufficient funds to cover the growth in enrollments statewide and increase the formula funding rates to maintain current purchasing power. Increases in state funding will directly impact the costs that must be passed on to the students enrolled at the university.

-Core Research Funds

A reduction of 4% to the Core Research Support funding will result in a loss of \$907,166 in this biennium and will negatively impact the ability to grow research programs. Both restoring this funding and increasing the funding in proportion to growth of total research expenditures and restricted research expenditures among eligible institutions is critical to ensure TTU can add research faculty to support continued activities and growth that will benefit the State and nation. This funding impacts the level and quality of service provided to our students, including research productivity, skilled faculty members, course offerings, and graduation rates.

-Funding for Capital Facilities

The university anticipates a continued need for Multi-Disciplinary Research space as it pursues its mission to significantly increase the number of research faculty needed to become a world-class research institution. In addition, engineering expansion and renovations are needed to meet enrollment and faculty growth and to address specific infrastructure limitations with existing facilities that are not conducive to meet current research lab requirements. Specific issues include, but are not limited to, the need for HVAC temperature control, humidity control, vibration sensitivity, increased lab safety, and integrated security systems.

-Insurance Premium Increases



---

**733 Texas Tech University**

---

It is requested that the Legislature provide sufficient appropriations to cover full funding of health insurance premiums, plus increases in the premiums for the Uniform Group Insurance Program (UGIP) for each year of the biennium. The maintenance of current insurance benefits are critical to maintaining our competitiveness for faculty and staff. In addition, it is requested that institutions of higher education receive an estimated appropriation for UGIP, as do other state agencies.

**-Special Item Support**

Special Item funding, which provides seed money and matching funds, has been used to leverage millions of dollars of additional non-state funding to support research and public service in such areas as rangeland management, food and fiber production, energy, water, nutrition, and wine marketing. However, because TTU is neither a land-grant institution nor a recipient of support from the Available University Fund, the quality of graduate education programs is dependent upon the restoration of the 4% reduction and continued funding of special items, especially in the areas of agriculture, engineering, and human sciences. Special Item funding also supports the museum and other academic centers at the university.

**-Five Percent General Revenue Reductions**

In preparation for responding to the 10% general revenue-related base reduction schedule, the institution has evaluated all general revenue funding and deemed every appropriated general revenue dollar critical to the missions of teaching, research and public service. Because of limited alternatives, the institution chose to propose reductions of all general revenue strategies. These proposed reductions will impact the core operations and delivery of services.

TTU has been very diligent in implementing cost saving measures while maintaining the quality of education. TTU has one of the lowest costs of instruction amongst all the research and emerging research institutions, and also maintains very low administrative cost. Therefore, it will be very difficult to implement further reductions that will not affect the quality of education or limiting access to education.

**FUNDING REQUEST FOR EXCEPTIONAL ITEMS**

**-Restoration of the reduction in non-formula funding**

The special item strategies are reduced by \$1,197,119 over the biennium, which represents a 4% decrease in funding.

At the present time, five of the special line items represent programmatic research funding, including Agricultural Research, Energy Research, Emerging Technologies Research, Texas Wine Marketing Research Institute, and the Viticulture and Enology Program. Reductions in research funding will curtail the competitiveness of existing research faculty and make it very difficult to recruit quality faculty and graduate students. Special line item funding for the Center for Financial Responsibility directly support instructional needs in the Personal Financial Planning program. Institutional Enhancement funding is required to maintain current instruction, research, and student services support.

These reductions will also directly impact the quantity and quality of the programs and services offered through the Junction Center, the Hill Country Educational Network, the Texas Tech Museum, the Lubbock Lake Landmark, the National Ranching Heritage Center, the International Cultural Center, and the Vietnam Research Center. Each of these offer educational programs in addition to the public services they provide. Personnel would need to be eliminated, exhibits and programs would be curtailed, and hours of service would be reduced.

---

**733 Texas Tech University**

---

The client counseling services and the rural outreach provided by the Small Business Development Center would be significantly decreased with this reduction. This would result in the loss of new businesses opened and jobs created.

TTU needs these reductions restored in order to maintain the current level of student support, research, and programs provided.

**-College of Veterinary Medicine**

Request: FY 2018 \$7,000,000; FY 2019 \$9,750,000

Texas Tech University is uniquely positioned to implement an innovative model to effectively and efficiently prepare practice-ready veterinarians to serve smaller communities. Veterinarians who serve smaller communities and the agriculture industry are needed in Texas. America is facing a worsening shortage of veterinarians that threatens the vibrancy of small communities and limits its ability to support and protect its agricultural industries. The College of Veterinary Medicine will enrich the practice of veterinary medicine and improve critical disparities of veterinarians, create growth in cross-system research, and increase collaboration in order to transform and improve animal and human health.

**-Small Business Development Center**

Request: FY 2018 \$198,000; FY 2019 \$198,000

The Northwest Texas Small Business Development Center (SBDC) plans to slow the growing economic and demographic gap between rural and urban Texas by strengthening the economic health of the remote areas of the region. A primary element in accomplishing this goal is to provide an expanded rural outreach of small business counseling programs to assist existing and start-up businesses in the extreme rural areas of the 95 counties served maintain and grow their competitiveness. This request specifically targets counseling staff salaries, modest operational expenditures, and necessary travel costs across the region.

**-Tech Teach 2+1 Program**

Request: FY 2018 \$250,000; FY 2019 \$250,000

The Tech Teach 2+1 Program is an innovative approach to district-based teacher preparation to address teacher shortages in Texas school districts. Texas Tech partners with school districts across the state to train teachers in the hardest to staff teaching fields (i.e., bilingual, English as a second language, and special education). In addition to the human capital contribution, the 2+1 program has provided an effective pathway to the baccalaureate degree and state teacher certification for a high proportion of our graduates who are first-generation college students of diversity with few opportunities to attend a 4-year institution of higher education. Further expanding the program would likewise provide opportunity for additional young adults in Texas to earn a post-secondary degree which will, in turn, position them to make an effective contribution to their communities and K-12 students for the next 20 years.



**BOARD OF REGENTS**

**Chancellor**

**President**  
(327.6 FTE)

**Administration & Finance**  
Vice President/CFO  
(1,491.5 FTE)

**Academic Affairs**  
Provost & Sr Vice  
President  
(4,133.2 FTE)

**Institutional Diversity,  
Equity & Community  
Engagement  
Undergraduate Education  
& Student Affairs**  
Vice President  
(187.0 FTE)

**Research**  
Vice President  
(142.9 FTE)

**Athletics**  
Director  
(274.5 FTE)

Total 6,556.7 FTE



## CERTIFICATE

**Agency Name** Texas Tech University

This is to certify that the information contained in the agency Legislative Appropriation Request filed with the Legislative Budget Board (LBB) and the Office of the Governor, Budget Division, is accurate to the best of my knowledge and that the electronic submission to the LBB via the Automated Budget and Evaluation System of Texas (ABEST) and the PDF file submitted via the LBB Document Submission application are identical.

Additionally, should it become likely at any time that unexpended balances will accrue for any account, the LBB and the Governor's office will be notified in writing in accordance with Article IX, Section 7.01 (2016-17 GAA).

**Chief Executive Officer or Presiding Judge**

  
Signature

Dr. Lawrence Schovanec  
Printed Name

President  
Title

08/05/ 2016  
Date

**Board or Commission Chair**


  
Signature

Mickey L. Long  
Printed Name

Chairman  
Title

08/05/2016  
Date

**Chief Financial Officer**

  
Signature

Noel A. Sloan  
Printed Name

VP Administration and Finance & CFO  
Title

08/05/2016  
Date

**Budget Overview - Biennial Amounts**  
**85th Regular Session, Agency Submission, Version 1**  
Automated Budget and Evaluation System of Texas (ABEST)

733 Texas Tech University  
Appropriation Years: 2018-19

	GENERAL REVENUE FUNDS		GR DEDICATED		FEDERAL FUNDS		OTHER FUNDS		ALL FUNDS		EXCEPTIONAL ITEM FUNDS
	2016-17	2018-19	2016-17	2018-19	2016-17	2018-19	2016-17	2018-19	2016-17	2018-19	2018-19
<b>Goal: 1. Provide Instructional and Operations Support</b>											
1.1.1. Operations Support	229,474,238		90,561,171						320,035,409		
1.1.3. Staff Group Insurance Premiums			12,840,370	12,840,370					12,840,370	12,840,370	
1.1.4. Workers' Compensation Insurance	1,034,214	992,846							1,034,214	992,846	41,368
1.1.6. Texas Public Education Grants			13,367,023	14,615,051					13,367,023	14,615,051	
1.1.7. Organized Activities			1,150,000	1,150,000					1,150,000	1,150,000	
<b>Total, Goal</b>	<b>230,508,452</b>	<b>992,846</b>	<b>117,918,564</b>	<b>28,605,421</b>					<b>348,427,016</b>	<b>29,598,267</b>	<b>41,368</b>
<b>Goal: 2. Provide Infrastructure Support</b>											
2.1.1. E&G Space Support	11,094,812		4,754,919						15,849,731		
2.1.2. Tuition Revenue Bond Retirement	19,734,903	28,997,879							19,734,903	28,997,879	
<b>Total, Goal</b>	<b>30,829,715</b>	<b>28,997,879</b>	<b>4,754,919</b>						<b>35,584,634</b>	<b>28,997,879</b>	
<b>Goal: 3. Provide Special Item Support</b>											
3.1.1. Library Archival Support	1,067,510	1,024,812							1,067,510	1,024,812	42,700
3.2.1. Agricultural Research	3,984,536	3,825,154							3,984,536	3,825,154	159,382
3.2.2. Energy Research	1,379,100	1,323,936							1,379,100	1,323,936	55,164
3.2.3. Emerging Technologies Research	774,960	743,962							774,960	743,962	30,998
3.3.1. Junction Annex Operation	516,692	496,024							516,692	496,024	20,668
3.3.2. Hill Country Educational Network	908,438	872,100							908,438	872,100	36,338
3.3.3. Small Business Development	2,700,954	2,592,916							2,700,954	2,592,916	504,038
3.3.4. Museums & Centers	3,046,128	2,924,282							3,046,128	2,924,282	121,846
3.3.6. Center For Financial Responsibility	342,000	328,320							342,000	328,320	13,680
3.4.1. Institutional Enhancement	14,173,436	13,606,499					128,646	128,646	14,302,082	13,735,145	566,937
3.5.1. Exceptional Items Request											17,250,000
<b>Total, Goal</b>	<b>28,893,754</b>	<b>27,738,005</b>					<b>128,646</b>	<b>128,646</b>	<b>29,022,400</b>	<b>27,866,651</b>	<b>18,801,751</b>
<b>Goal: 6. Research Funds</b>											
6.3.1. Core Research Support	22,679,150								22,679,150		
<b>Total, Goal</b>	<b>22,679,150</b>								<b>22,679,150</b>		
<b>Total, Agency</b>	<b>312,911,071</b>	<b>57,728,730</b>	<b>122,673,483</b>	<b>28,605,421</b>			<b>128,646</b>	<b>128,646</b>	<b>435,713,200</b>	<b>86,462,797</b>	<b>18,843,119</b>
<b>Total FTEs</b>									<b>2,717.7</b>	<b>2,717.7</b>	<b>56.2</b>

2.A. Summary of Base Request by Strategy

10/14/2016 3:34:35PM

85th Regular Session, Agency Submission, Version 1

Automated Budget and Evaluation System of Texas (ABEST)

733 Texas Tech University

Goal / Objective / STRATEGY	Exp 2015	Est 2016	Bud 2017	Req 2018	Req 2019
<b>1</b> Provide Instructional and Operations Support					
<b>1</b> Provide Instructional and Operations Support					
<b>1 OPERATIONS SUPPORT</b> (1)	147,735,507	159,525,006	160,510,403	0	0
<b>3 STAFF GROUP INSURANCE PREMIUMS</b>	5,959,676	6,420,185	6,420,185	6,420,185	6,420,185
<b>4 WORKERS' COMPENSATION INSURANCE</b>	517,107	517,107	517,107	496,423	496,423
<b>6 TEXAS PUBLIC EDUCATION GRANTS</b>	6,337,175	6,518,328	6,848,695	7,185,669	7,429,382
<b>7 ORGANIZED ACTIVITIES</b>	575,000	575,000	575,000	575,000	575,000
<b>TOTAL, GOAL</b> <b>1</b>	<b>\$161,124,465</b>	<b>\$173,555,626</b>	<b>\$174,871,390</b>	<b>\$14,677,277</b>	<b>\$14,920,990</b>
<b>2</b> Provide Infrastructure Support					
<b>1</b> Provide Operation and Maintenance of E&G Space					
<b>1 E&amp;G SPACE SUPPORT</b> (1)	7,489,697	7,709,850	8,139,881	0	0
<b>2 TUITION REVENUE BOND RETIREMENT</b>	8,777,003	7,154,379	12,580,524	14,513,383	14,484,496

(1) - Formula funded strategies are not requested in 2018-19 because amounts are not determined by institutions.

2.A. Summary of Base Request by Strategy

10/14/2016 3:34:35PM

85th Regular Session, Agency Submission, Version 1

Automated Budget and Evaluation System of Texas (ABEST)

733 Texas Tech University

Goal / Objective / STRATEGY	Exp 2015	Est 2016	Bud 2017	Req 2018	Req 2019
<b>TOTAL, GOAL 2</b>	<b>\$16,266,700</b>	<b>\$14,864,229</b>	<b>\$20,720,405</b>	<b>\$14,513,383</b>	<b>\$14,484,496</b>
<b>3 Provide Special Item Support</b>					
<b>1 Instructional Support Special Item Support</b>					
<b>1 LIBRARY ARCHIVAL SUPPORT</b>	533,755	533,755	533,755	512,406	512,406
<b>2 Research Special Item Support</b>					
<b>1 AGRICULTURAL RESEARCH</b>	1,627,268	1,992,268	1,992,268	1,912,577	1,912,577
<b>2 ENERGY RESEARCH</b>	689,550	689,550	689,550	661,968	661,968
<b>3 EMERGING TECHNOLOGIES RESEARCH</b>	237,480	387,480	387,480	371,981	371,981
<b>4 TEXAS WINE/MKTG RESEARCH INSTITUTE</b>	0	0	0	0	0
<b>5 VITICULTURE AND ENOLOGY PROGRAM</b>	0	0	0	0	0
<b>3 Public Service Special Item Support</b>					
<b>1 JUNCTION ANNEX OPERATION</b>	258,346	258,346	258,346	248,012	248,012
<b>2 HILL COUNTRY EDUCATIONAL NETWORK</b>	454,219	454,219	454,219	436,050	436,050

2.A. Summary of Base Request by Strategy

10/14/2016 3:34:35PM

85th Regular Session, Agency Submission, Version 1

Automated Budget and Evaluation System of Texas (ABEST)

733 Texas Tech University

Goal / Objective / STRATEGY	Exp 2015	Est 2016	Bud 2017	Req 2018	Req 2019
<b>3 SMALL BUSINESS DEVELOPMENT</b>	1,350,477	1,350,477	1,350,477	1,296,458	1,296,458
<b>4 MUSEUMS &amp; CENTERS</b>	1,523,064	1,523,064	1,523,064	1,462,141	1,462,141
<b>6 CENTER FOR FINANCIAL RESPONSIBILITY</b>	171,000	171,000	171,000	164,160	164,160
<u>4</u> <i>Institutional Support Special Item Support</i>					
<b>1 INSTITUTIONAL ENHANCEMENT</b>	7,150,632	7,151,041	7,151,041	6,867,572	6,867,573
<u>5</u> <i>Exceptional Item Request</i>					
<b>1 EXCEPTIONAL ITEMS REQUEST</b>	0	0	0	0	0
<b>TOTAL, GOAL 3</b>	<b>\$13,995,791</b>	<b>\$14,511,200</b>	<b>\$14,511,200</b>	<b>\$13,933,325</b>	<b>\$13,933,326</b>

6 Research Funds

1 *Research Development Fund*

<b>1 RESEARCH DEVELOPMENT FUND</b>	6,772,197	0	0	0	0
------------------------------------	-----------	---	---	---	---

2 *Competitive Knowledge Fund*

<b>1 COMPETITIVE KNOWLEDGE FUND</b>	6,223,241	0	0	0	0
-------------------------------------	-----------	---	---	---	---



2.A. Summary of Base Request by Strategy

10/14/2016 3:34:35PM

85th Regular Session, Agency Submission, Version 1

Automated Budget and Evaluation System of Texas (ABEST)

733 Texas Tech University

Goal / Objective / STRATEGY	Exp 2015	Est 2016	Bud 2017	Req 2018	Req 2019
<u>3</u> Core Research Support					
1 CORE RESEARCH SUPPORT	0	11,339,575	11,339,575	0	0
TOTAL, GOAL 6	\$12,995,438	\$11,339,575	\$11,339,575	\$0	\$0
TOTAL, AGENCY STRATEGY REQUEST	\$204,382,394	\$214,270,630	\$221,442,570	\$43,123,985	\$43,338,812
TOTAL, AGENCY RIDER APPROPRIATIONS REQUEST*				\$0	\$0
GRAND TOTAL, AGENCY REQUEST	\$204,382,394	\$214,270,630	\$221,442,570	\$43,123,985	\$43,338,812

2.A. Summary of Base Request by Strategy

10/14/2016 3:34:35PM

85th Regular Session, Agency Submission, Version 1

Automated Budget and Evaluation System of Texas (ABEST)

733 Texas Tech University

Goal / Objective / STRATEGY	Exp 2015	Est 2016	Bud 2017	Req 2018	Req 2019
<u>METHOD OF FINANCING:</u>					
<b>General Revenue Funds:</b>					
1 General Revenue Fund	146,566,959	153,673,492	159,237,579	28,878,808	28,849,922
<b>SUBTOTAL</b>	<b>\$146,566,959</b>	<b>\$153,673,492</b>	<b>\$159,237,579</b>	<b>\$28,878,808</b>	<b>\$28,849,922</b>
<b>General Revenue Dedicated Funds:</b>					
704 Bd Authorized Tuition Inc	7,911,869	7,793,640	7,949,512	0	0
770 Est Oth Educ & Gen Inco	49,839,652	52,739,175	54,191,156	14,180,854	14,424,567
<b>SUBTOTAL</b>	<b>\$57,751,521</b>	<b>\$60,532,815</b>	<b>\$62,140,668</b>	<b>\$14,180,854</b>	<b>\$14,424,567</b>
<b>Other Funds:</b>					
802 License Plate Trust Fund No. 0802	63,914	64,323	64,323	64,323	64,323
<b>SUBTOTAL</b>	<b>\$63,914</b>	<b>\$64,323</b>	<b>\$64,323</b>	<b>\$64,323</b>	<b>\$64,323</b>
<b>TOTAL, METHOD OF FINANCING</b>	<b>\$204,382,394</b>	<b>\$214,270,630</b>	<b>\$221,442,570</b>	<b>\$43,123,985</b>	<b>\$43,338,812</b>

\*Rider appropriations for the historical years are included in the strategy amounts.

**2.B. Summary of Base Request by Method of Finance**  
 85th Regular Session, Agency Submission, Version 1  
 Automated Budget and Evaluation System of Texas (ABEST)

10/17/2016 8:51:03AM

Agency code: **733** Agency name: **Texas Tech University**

METHOD OF FINANCING	Exp 2015	Est 2016	Bud 2017	Req 2018	Req 2019
<b><u>GENERAL REVENUE</u></b>					
<b><u>1</u></b> General Revenue Fund					
<i>REGULAR APPROPRIATIONS</i>					
Regular Appropriations from MOF Table (2016-17 GAA)	\$0	\$153,166,025	\$153,308,380	\$0	\$0
Regular Appropriations from MOF Table (2014-15 GAA)	\$145,167,896	\$0	\$0	\$0	\$0
Regular Appropriations from MOF Table	\$0	\$0	\$0	\$28,878,808	\$28,849,922
<i>RIDER APPROPRIATION</i>					
Art IX, Sec 18.19,Contingency for SB 881 (b) and (c)	\$0	\$515,000	\$515,000	\$0	\$0
<i>TRANSFERS</i>					
Article III, THECB, Rider 71, Contingency for HB 100	\$0	\$0	\$5,414,199	\$0	\$0
<i>LAPSED APPROPRIATIONS</i>					

**2.B. Summary of Base Request by Method of Finance**  
 85th Regular Session, Agency Submission, Version 1  
 Automated Budget and Evaluation System of Texas (ABEST)

10/17/2016 8:51:03AM

Agency code: **733**

Agency name: **Texas Tech University**

METHOD OF FINANCING		Exp 2015	Est 2016	Bud 2017	Req 2018	Req 2019
<b><u>GENERAL REVENUE</u></b>						
	TRB Debt Service Lapse	\$(274,738)	\$(7,533)	\$0	\$0	\$0
<i>UNEXPENDED BALANCES AUTHORITY</i>						
	SB1,83rd Leg. General Appropriations Act, Art III, Section 54	\$1,673,801	\$0	\$0	\$0	\$0
<b>TOTAL,</b>	<b>General Revenue Fund</b>	<b>\$146,566,959</b>	<b>\$153,673,492</b>	<b>\$159,237,579</b>	<b>\$28,878,808</b>	<b>\$28,849,922</b>
<b>TOTAL, ALL</b>	<b>GENERAL REVENUE</b>	<b>\$146,566,959</b>	<b>\$153,673,492</b>	<b>\$159,237,579</b>	<b>\$28,878,808</b>	<b>\$28,849,922</b>

**GENERAL REVENUE FUND - DEDICATED**

**704** GR Dedicated - Estimated Board Authorized Tuition Increases Account No. 704

*REGULAR APPROPRIATIONS*

Regular Appropriations from MOF Table (2014-15 GAA)

\$7,953,244	\$0	\$0	\$0	\$0
-------------	-----	-----	-----	-----

Regular Appropriations from MOF Table (2016-17 GAA)

\$0	\$7,828,566	\$7,828,566	\$0	\$0
-----	-------------	-------------	-----	-----

*BASE ADJUSTMENT*

**2.B. Summary of Base Request by Method of Finance**  
 85th Regular Session, Agency Submission, Version 1  
 Automated Budget and Evaluation System of Texas (ABEST)

10/17/2016 8:51:03AM

Agency code: <b>733</b>		Agency name: <b>Texas Tech University</b>			
<b>METHOD OF FINANCING</b>	<b>Exp 2015</b>	<b>Est 2016</b>	<b>Bud 2017</b>	<b>Req 2018</b>	<b>Req 2019</b>
<b><u>GENERAL REVENUE FUND - DEDICATED</u></b>					
Revised Receipts	\$(41,375)	\$(34,926)	\$120,946	\$0	\$0
<b>TOTAL, GR Dedicated - Estimated Board Authorized Tuition Increases Account No. 704</b>	<b>\$7,911,869</b>	<b>\$7,793,640</b>	<b>\$7,949,512</b>	<b>\$0</b>	<b>\$0</b>
<b><u>770</u> GR Dedicated - Estimated Other Educational and General Income Account No. 770</b>					
<i>REGULAR APPROPRIATIONS</i>					
Regular Appropriations from MOF Table (2014-15 GAA)	\$47,635,943	\$0	\$0	\$0	\$0
Regular Appropriations from MOF Table (2016-17 GAA)	\$0	\$49,377,768	\$49,821,324	\$0	\$0
Regular Appropriations	\$0	\$0	\$0	\$14,180,854	\$14,424,567
<i>BASE ADJUSTMENT</i>					
Revised Receipts	\$2,119,254	\$3,361,407	\$4,369,832	\$0	\$0

**2.B. Summary of Base Request by Method of Finance**  
 85th Regular Session, Agency Submission, Version 1  
 Automated Budget and Evaluation System of Texas (ABEST)

10/17/2016 8:51:03AM

Agency code: <b>733</b>		Agency name: <b>Texas Tech University</b>			
METHOD OF FINANCING	Exp 2015	Est 2016	Bud 2017	Req 2018	Req 2019
<b><u>GENERAL REVENUE FUND - DEDICATED</u></b>					
Adjustment to Expend	\$84,455	\$0	\$0	\$0	\$0
<b>TOTAL, GR Dedicated - Estimated Other Educational and General Income Account No. 770</b>	<b>\$49,839,652</b>	<b>\$52,739,175</b>	<b>\$54,191,156</b>	<b>\$14,180,854</b>	<b>\$14,424,567</b>
<b>TOTAL GENERAL REVENUE FUND - DEDICATED - 704, 708 &amp; 770</b>	<b>\$57,751,521</b>	<b>\$60,532,815</b>	<b>\$62,140,668</b>	<b>\$14,180,854</b>	<b>\$14,424,567</b>
<b>TOTAL, ALL GENERAL REVENUE FUND - DEDICATED</b>	<b>\$57,751,521</b>	<b>\$60,532,815</b>	<b>\$62,140,668</b>	<b>\$14,180,854</b>	<b>\$14,424,567</b>
<b>TOTAL, GR &amp; GR-DEDICATED FUNDS</b>	<b>\$204,318,480</b>	<b>\$214,206,307</b>	<b>\$221,378,247</b>	<b>\$43,059,662</b>	<b>\$43,274,489</b>
<b><u>OTHER FUNDS</u></b>					
<b><u>802</u> License Plate Trust Fund Account No. 0802</b>					
<i>REGULAR APPROPRIATIONS</i>					
Regular Appropriations from MOF Table (2016-17 GAA)	\$0	\$71,172	\$71,172	\$0	\$0
<i>RIDER APPROPRIATION</i>					
Art IX, Sec 13.05 License Plate Receipts (2014-15 GAA)	\$63,914	\$0	\$0	\$64,323	\$64,323

**2.B. Summary of Base Request by Method of Finance**  
 85th Regular Session, Agency Submission, Version 1  
 Automated Budget and Evaluation System of Texas (ABEST)

10/17/2016 8:51:03AM

Agency code: 733		Agency name: Texas Tech University				
METHOD OF FINANCING		Exp 2015	Est 2016	Bud 2017	Req 2018	Req 2019
<b><u>OTHER FUNDS</u></b>						
<i>BASE ADJUSTMENT</i>						
	Revise to Receipts	\$0	\$(6,849)	\$(6,849)	\$0	\$0
<b>TOTAL,</b>	<b>License Plate Trust Fund Account No. 0802</b>	<b>\$63,914</b>	<b>\$64,323</b>	<b>\$64,323</b>	<b>\$64,323</b>	<b>\$64,323</b>
<b>TOTAL, ALL</b>	<b>OTHER FUNDS</b>	<b>\$63,914</b>	<b>\$64,323</b>	<b>\$64,323</b>	<b>\$64,323</b>	<b>\$64,323</b>
<b>GRAND TOTAL</b>		<b>\$204,382,394</b>	<b>\$214,270,630</b>	<b>\$221,442,570</b>	<b>\$43,123,985</b>	<b>\$43,338,812</b>

**2.B. Summary of Base Request by Method of Finance**  
 85th Regular Session, Agency Submission, Version 1  
 Automated Budget and Evaluation System of Texas (ABEST)

10/17/2016 8:51:03AM

METHOD OF FINANCING	Exp 2015	Est 2016	Bud 2017	Req 2018	Req 2019
Agency code: <b>733</b> Agency name: <b>Texas Tech University</b>					
<b>FULL-TIME-EQUIVALENT POSITIONS</b>					
REGULAR APPROPRIATIONS					
Regular Appropriations from MOF Table (2014-15 GAA)	2,579.7	0.0	0.0	0.0	0.0
Regular Appropriations from MOF Table (2016-17 GAA)	0.0	2,717.7	2,717.7	2,761.7	2,761.7
RIDER APPROPRIATION					
Art IX, Sec 6.10(a)(2), Board or Administrator FTE Adjustment (2014-15 GAA)	6.1	0.0	0.0	0.0	0.0
Art IX, Sec 6.10(a)(2), Board or Administrator FTE Adjustment (2016-17 GAA)	0.0	50.0	50.0	0.0	0.0
<b>TOTAL, ADJUSTED FTES</b>	<b>2,585.8</b>	<b>2,767.7</b>	<b>2,767.7</b>	<b>2,761.7</b>	<b>2,761.7</b>

**NUMBER OF 100% FEDERALLY FUNDED FTEs**



2.C. Summary of Base Request by Object of Expense  
85th Regular Session, Agency Submission, Version 1  
Automated Budget and Evaluation System of Texas (ABEST)

10/14/2016 3:37:18PM

733 Texas Tech University

OBJECT OF EXPENSE	Exp 2015	Est 2016	Bud 2017	BL 2018	BL 2019
1001 SALARIES AND WAGES	\$71,797,140	\$75,638,514	\$76,690,266	\$9,970,230	\$9,970,231
1002 OTHER PERSONNEL COSTS	\$1,329,559	\$1,315,085	\$1,335,268	\$180,352	\$180,352
1005 FACULTY SALARIES	\$100,583,774	\$107,817,558	\$108,746,573	\$2,780,314	\$2,780,314
1010 PROFESSIONAL SALARIES	\$1,367,517	\$1,405,420	\$1,411,960	\$476,426	\$476,426
2001 PROFESSIONAL FEES AND SERVICES	\$156,377	\$26,705	\$26,778	\$16,984	\$16,984
2002 FUELS AND LUBRICANTS	\$17,600	\$10,519	\$10,519	\$4,341	\$4,341
2003 CONSUMABLE SUPPLIES	\$99,550	\$48,618	\$48,627	\$39,212	\$39,212
2004 UTILITIES	\$158,905	\$141,094	\$141,094	\$91,387	\$91,387
2005 TRAVEL	\$131,965	\$115,789	\$115,825	\$70,138	\$70,138
2006 RENT - BUILDING	\$21,364	\$21,672	\$21,672	\$20,805	\$20,805
2007 RENT - MACHINE AND OTHER	\$54,256	\$26,323	\$26,384	\$19,050	\$19,050
2008 DEBT SERVICE	\$8,777,003	\$7,154,379	\$12,580,524	\$14,513,383	\$14,484,496
2009 OTHER OPERATING EXPENSE	\$18,385,815	\$19,343,203	\$19,081,329	\$14,602,717	\$14,846,430
3001 CLIENT SERVICES	\$163,914	\$64,323	\$64,323	\$64,323	\$64,323
5000 CAPITAL EXPENDITURES	\$1,337,655	\$1,141,428	\$1,141,428	\$274,323	\$274,323
<b>OOE Total (Excluding Riders)</b>	<b>\$204,382,394</b>	<b>\$214,270,630</b>	<b>\$221,442,570</b>	<b>\$43,123,985</b>	<b>\$43,338,812</b>
<b>OOE Total (Riders)</b>					
<b>Grand Total</b>	<b>\$204,382,394</b>	<b>\$214,270,630</b>	<b>\$221,442,570</b>	<b>\$43,123,985</b>	<b>\$43,338,812</b>

**2.D. Summary of Base Request Objective Outcomes**  
 85th Regular Session, Agency Submission, Version 1  
 Automated Budget and Evaluation system of Texas (ABEST)

10/14/2016 3:38:38PM

**733 Texas Tech University**

Goal/ Objective / Outcome	Exp 2015	Est 2016	Bud 2017	BL 2018	BL 2019
1 Provide Instructional and Operations Support					
1 Provide Instructional and Operations Support					
<b>KEY</b> <b>1 % 1st-time, Full-time, Degree-seeking Frsh Earn Degree in 6 Yrs</b>	59.90%	61.00%	61.00%	61.00%	61.00%
<b>2 % 1st-time, Full-time, Degree-seeking White Frsh Earn Degree in 6 Yrs</b>	62.00%	61.00%	61.00%	61.00%	61.00%
<b>3 % 1st-time, Full-time, Degree-seeking Hisp Frsh Earn Degree in 6 Yrs</b>	52.50%	50.00%	50.00%	50.00%	50.00%
<b>4 % 1st-time, Full-time, Degree-seeking Black Frsh Earn Degree in 6 Yrs</b>	53.70%	50.00%	50.00%	50.00%	50.00%
<b>5 % 1st-time, Full-time, Degree-seeking Other Frshmn Earn Deg in 6 Yrs</b>	60.30%	52.00%	52.00%	52.00%	52.00%
<b>KEY</b> <b>6 % 1st-time, Full-time, Degree-seeking Frsh Earn Degree in 4 Yrs</b>	34.70%	35.00%	35.00%	35.00%	35.00%
<b>7 % 1st-time, Full-time, Degree-seeking White Frsh Earn Degree in 4 Yrs</b>	38.50%	35.00%	35.00%	35.00%	35.00%
<b>8 % 1st-time, Full-time, Degree-seeking Hisp Frsh Earn Degree in 4 Yrs</b>	27.00%	28.00%	28.00%	28.00%	28.00%
<b>9 % 1st-time, Full-time, Degree-seeking Black Frsh Earn Degree in 4 Yrs</b>	27.70%	24.00%	24.00%	24.00%	24.00%
<b>10 % 1st-time, Full-time, Degree-seeking Other Frsh Earn Degree in 4 Yrs</b>	29.70%	30.00%	30.00%	30.00%	30.00%
<b>KEY</b> <b>11 Persistence Rate 1st-time, Full-time, Degree-seeking Frsh after 1 Yr</b>	83.50%	81.00%	81.00%	82.00%	82.00%
<b>12 Persistence 1st-time, Full-time, Degree-seeking White Frsh after 1 Yr</b>	84.10%	81.00%	81.00%	82.00%	82.00%

**2.D. Summary of Base Request Objective Outcomes**  
 85th Regular Session, Agency Submission, Version 1  
 Automated Budget and Evaluation system of Texas (ABEST)

10/14/2016 3:38:38PM

**733 Texas Tech University**

<i>Goal/ Objective / Outcome</i>	<b>Exp 2015</b>	<b>Est 2016</b>	<b>Bud 2017</b>	<b>BL 2018</b>	<b>BL 2019</b>
<b>13 Persistence 1st-time, Full-time, Degree-seeking Hisp Frsh after 1 Yr</b>	82.20%	80.00%	80.00%	80.00%	80.00%
<b>14 Persistence 1st-time, Full-time, Degree-seeking Black Frsh after 1 Yr</b>	76.80%	80.00%	80.00%	80.00%	80.00%
<b>15 Persistence 1st-time, Full-time, Degree-seeking Other Frsh after 1 Yr</b>	85.70%	80.00%	80.00%	80.00%	80.00%
<b>16 Percent of Semester Credit Hours Completed</b>	95.80%	95.00%	95.00%	95.00%	95.00%
<b>KEY 17 Certification Rate of Teacher Education Graduates</b>	98.00%	89.00%	89.00%	95.00%	95.00%
<b>18 Percentage of Underprepared Students Satisfy a TSI Obligation in Math</b>	84.50%	90.00%	90.00%	85.00%	85.00%
<b>19 Percentage of Underprepared Students Satisfy TSI Obligation in Writing</b>	90.70%	88.00%	88.00%	66.00%	66.00%
<b>20 Percentage of Underprepared Students Satisfy TSI Obligation in Reading</b>	82.50%	93.00%	93.00%	80.00%	80.00%
<b>KEY 21 % of Baccalaureate Graduates Who Are 1st Generation College Graduates</b>	24.78%	25.00%	25.00%	25.00%	25.00%
<b>KEY 22 Percent of Transfer Students Who Graduate within 4 Years</b>	56.40%	60.00%	60.00%	60.00%	60.00%
<b>KEY 23 Percent of Transfer Students Who Graduate within 2 Years</b>	26.60%	24.00%	24.00%	27.00%	27.00%
<b>KEY 24 % Lower Division Semester Credit Hours Taught by Tenured/Tenure-Track</b>	32.22%	30.00%	30.00%	32.00%	32.00%
<b>KEY 25 State Licensure Pass Rate of Law Graduates</b>	89.60%	90.00%	90.00%	90.00%	90.00%

**2.D. Summary of Base Request Objective Outcomes**  
 85th Regular Session, Agency Submission, Version 1  
 Automated Budget and Evaluation system of Texas (ABEST)

10/14/2016 3:38:38PM

**733 Texas Tech University**

<i>Goal/ Objective / Outcome</i>		<b>Exp 2015</b>	<b>Est 2016</b>	<b>Bud 2017</b>	<b>BL 2018</b>	<b>BL 2019</b>
<b>KEY</b>	<b>26 State Licensure Pass Rate of Engineering Graduates</b>	76.28%	80.00%	80.00%	80.00%	80.00%
<b>KEY</b>	<b>30 Dollar Value of External or Sponsored Research Funds (in Millions)</b>	52.20	58.00	58.00	57.00	57.00
	<b>31 External or Sponsored Research Funds As a % of State Appropriations</b>	648.69%	240.00%	240.00%	240.00%	240.00%
	<b>32 External Research Funds As Percentage Appropriated for Research</b>	1,691.00%	800.00%	800.00%	800.00%	800.00%
	<b>48 % Endowed Professorships/ Chairs Unfilled All/ Part of Fiscal Year</b>	15.87%	17.00%	17.00%	17.00%	17.00%
	<b>49 Average No Months Endowed Chairs Remain Vacant</b>	12.00	12.00	12.00	12.00	12.00

**2.E. Summary of Exceptional Items Request**  
 85th Regular Session, Agency Submission, Version 1  
 Automated Budget and Evaluation System of Texas (ABEST)

DATE: 10/14/2016  
 TIME : 3:40:48PM

Agency code: 733

Agency name: Texas Tech University

Priority	Item	2018			2019			Biennium	
		GR and GR/Dedicated	All Funds	FTEs	GR and GR/Dedicated	All Funds	FTEs	GR and GR/Dedicated	All Funds
1	College of Veterinary Medicine	\$7,000,000	\$7,000,000	26.2	\$9,750,000	\$9,750,000	46.2	\$16,750,000	\$16,750,000
2	Restoration to Non-Formula Line Itm	\$598,559	\$598,559		\$598,560	\$598,560		\$1,197,119	\$1,197,119
3	Small Business Development Center	\$198,000	\$198,000	5.0	\$198,000	\$198,000	5.0	\$396,000	\$396,000
4	Tech Teach 2+1 Program	\$250,000	\$250,000	5.0	\$250,000	\$250,000	5.0	\$500,000	\$500,000
<b>Total, Exceptional Items Request</b>		<b>\$8,046,559</b>	<b>\$8,046,559</b>	<b>36.2</b>	<b>\$10,796,560</b>	<b>\$10,796,560</b>	<b>56.2</b>	<b>\$18,843,119</b>	<b>\$18,843,119</b>

**Method of Financing**

General Revenue	\$8,046,559	\$8,046,559		\$10,796,560	\$10,796,560		\$18,843,119	\$18,843,119
General Revenue - Dedicated								
Federal Funds								
Other Funds								
	<b>\$8,046,559</b>	<b>\$8,046,559</b>		<b>\$10,796,560</b>	<b>\$10,796,560</b>		<b>\$18,843,119</b>	<b>\$18,843,119</b>

**Full Time Equivalent Positions**

**36.2**

**56.2**

**Number of 100% Federally Funded FTEs**

**2.F. Summary of Total Request by Strategy**  
 85th Regular Session, Agency Submission, Version 1  
 Automated Budget and Evaluation System of Texas (ABEST)

DATE : 10/14/2016  
 TIME : 3:41:55PM

Agency code: 733		Agency name: Texas Tech University				
<b>Goal/Objective/STRATEGY</b>	<b>Base 2018</b>	<b>Base 2019</b>	<b>Exceptional 2018</b>	<b>Exceptional 2019</b>	<b>Total Request 2018</b>	<b>Total Request 2019</b>
<b>1 Provide Instructional and Operations Support</b>						
<i>1 Provide Instructional and Operations Support</i>						
1 OPERATIONS SUPPORT	\$0	\$0	\$0	\$0	\$0	\$0
3 STAFF GROUP INSURANCE PREMIUMS	6,420,185	6,420,185	0	0	6,420,185	6,420,185
4 WORKERS' COMPENSATION INSURANCE	496,423	496,423	20,684	20,684	517,107	517,107
6 TEXAS PUBLIC EDUCATION GRANTS	7,185,669	7,429,382	0	0	7,185,669	7,429,382
7 ORGANIZED ACTIVITIES	575,000	575,000	0	0	575,000	575,000
<b>TOTAL, GOAL 1</b>	<b>\$14,677,277</b>	<b>\$14,920,990</b>	<b>\$20,684</b>	<b>\$20,684</b>	<b>\$14,697,961</b>	<b>\$14,941,674</b>
<b>2 Provide Infrastructure Support</b>						
<i>1 Provide Operation and Maintenance of E&amp;G Space</i>						
1 E&G SPACE SUPPORT	0	0	0	0	0	0
2 TUITION REVENUE BOND RETIREMENT	14,513,383	14,484,496	0	0	14,513,383	14,484,496
<b>TOTAL, GOAL 2</b>	<b>\$14,513,383</b>	<b>\$14,484,496</b>	<b>\$0</b>	<b>\$0</b>	<b>\$14,513,383</b>	<b>\$14,484,496</b>

**2.F. Summary of Total Request by Strategy**  
 85th Regular Session, Agency Submission, Version 1  
 Automated Budget and Evaluation System of Texas (ABEST)

DATE : 10/14/2016  
 TIME : 3:41:55PM

Agency code: 733		Agency name: Texas Tech University				
<i>Goal/Objective/STRATEGY</i>	<b>Base 2018</b>	<b>Base 2019</b>	<b>Exceptional 2018</b>	<b>Exceptional 2019</b>	<b>Total Request 2018</b>	<b>Total Request 2019</b>
<b>3</b> Provide Special Item Support						
<i>1 Instructional Support Special Item Support</i>						
1 LIBRARY ARCHIVAL SUPPORT	\$512,406	\$512,406	\$21,350	\$21,350	\$533,756	\$533,756
<i>2 Research Special Item Support</i>						
1 AGRICULTURAL RESEARCH	1,912,577	1,912,577	79,691	79,691	1,992,268	1,992,268
2 ENERGY RESEARCH	661,968	661,968	27,582	27,582	689,550	689,550
3 EMERGING TECHNOLOGIES RESEARCH	371,981	371,981	15,499	15,499	387,480	387,480
4 TEXAS WINE/MKTG RESEARCH INSTITUTE	0	0	0	0	0	0
5 VITICULTURE AND ENOLOGY PROGRAM	0	0	0	0	0	0
<i>3 Public Service Special Item Support</i>						
1 JUNCTION ANNEX OPERATION	248,012	248,012	10,334	10,334	258,346	258,346
2 HILL COUNTRY EDUCATIONAL NETWORK	436,050	436,050	18,169	18,169	454,219	454,219
3 SMALL BUSINESS DEVELOPMENT	1,296,458	1,296,458	252,019	252,019	1,548,477	1,548,477
4 MUSEUMS & CENTERS	1,462,141	1,462,141	60,923	60,923	1,523,064	1,523,064
6 CENTER FOR FINANCIAL RESPONSIBILITY	164,160	164,160	6,840	6,840	171,000	171,000
<i>4 Institutional Support Special Item Support</i>						
1 INSTITUTIONAL ENHANCEMENT	6,867,572	6,867,573	283,468	283,469	7,151,040	7,151,042
<i>5 Exceptional Item Request</i>						
1 EXCEPTIONAL ITEMS REQUEST	0	0	7,250,000	10,000,000	7,250,000	10,000,000
<b>TOTAL, GOAL 3</b>	<b>\$13,933,325</b>	<b>\$13,933,326</b>	<b>\$8,025,875</b>	<b>\$10,775,876</b>	<b>\$21,959,200</b>	<b>\$24,709,202</b>

**2.F. Summary of Total Request by Strategy**  
 85th Regular Session, Agency Submission, Version 1  
 Automated Budget and Evaluation System of Texas (ABEST)

DATE : 10/14/2016  
 TIME : 3:41:55PM

Agency code: 733	Agency name: Texas Tech University					
<i>Goal/Objective/STRATEGY</i>	Base 2018	Base 2019	Exceptional 2018	Exceptional 2019	Total Request 2018	Total Request 2019
<b>6</b> Research Funds						
<i>1 Research Development Fund</i>						
<b>1</b> RESEARCH DEVELOPMENT FUND	\$0	\$0	\$0	\$0	\$0	\$0
<i>2 Competitive Knowledge Fund</i>						
<b>1</b> COMPETITIVE KNOWLEDGE FUND	0	0	0	0	0	0
<i>3 Core Research Support</i>						
<b>1</b> CORE RESEARCH SUPPORT	0	0	0	0	0	0
<b>TOTAL, GOAL 6</b>	<b>\$0</b>	<b>\$0</b>	<b>\$0</b>	<b>\$0</b>	<b>\$0</b>	<b>\$0</b>
<b>TOTAL, AGENCY STRATEGY REQUEST</b>	<b>\$43,123,985</b>	<b>\$43,338,812</b>	<b>\$8,046,559</b>	<b>\$10,796,560</b>	<b>\$51,170,544</b>	<b>\$54,135,372</b>
<b>TOTAL, AGENCY RIDER APPROPRIATIONS REQUEST</b>						
<b>GRAND TOTAL, AGENCY REQUEST</b>	<b>\$43,123,985</b>	<b>\$43,338,812</b>	<b>\$8,046,559</b>	<b>\$10,796,560</b>	<b>\$51,170,544</b>	<b>\$54,135,372</b>



**2.F. Summary of Total Request by Strategy**  
 85th Regular Session, Agency Submission, Version 1  
 Automated Budget and Evaluation System of Texas (ABEST)

DATE : 10/14/2016  
 TIME : 3:41:55PM

Agency code: 733		Agency name: Texas Tech University				
Goal/Objective/STRATEGY	Base 2018	Base 2019	Exceptional 2018	Exceptional 2019	Total Request 2018	Total Request 2019
<b>General Revenue Funds:</b>						
1 General Revenue Fund	\$28,878,808	\$28,849,922	\$8,046,559	\$10,796,560	\$36,925,367	\$39,646,482
	<b>\$28,878,808</b>	<b>\$28,849,922</b>	<b>\$8,046,559</b>	<b>\$10,796,560</b>	<b>\$36,925,367</b>	<b>\$39,646,482</b>
<b>General Revenue Dedicated Funds:</b>						
704 Bd Authorized Tuition Inc	0	0	0	0	0	0
770 Est Oth Educ & Gen Inco	14,180,854	14,424,567	0	0	14,180,854	14,424,567
	<b>\$14,180,854</b>	<b>\$14,424,567</b>	<b>\$0</b>	<b>\$0</b>	<b>\$14,180,854</b>	<b>\$14,424,567</b>
<b>Other Funds:</b>						
802 License Plate Trust Fund No. 0802	64,323	64,323	0	0	64,323	64,323
	<b>\$64,323</b>	<b>\$64,323</b>	<b>\$0</b>	<b>\$0</b>	<b>\$64,323</b>	<b>\$64,323</b>
<b>TOTAL, METHOD OF FINANCING</b>	<b>\$43,123,985</b>	<b>\$43,338,812</b>	<b>\$8,046,559</b>	<b>\$10,796,560</b>	<b>\$51,170,544</b>	<b>\$54,135,372</b>
<b>FULL TIME EQUIVALENT POSITIONS</b>	<b>2,717.7</b>	<b>2,717.7</b>	<b>36.2</b>	<b>56.2</b>	<b>2,753.9</b>	<b>2,773.9</b>

**2.G. Summary of Total Request Objective Outcomes**  
 85th Regular Session, Agency Submission, Version 1  
 Automated Budget and Evaluation system of Texas (ABEST)

Date : 10/14/2016  
 Time: 3:43:09PM

Agency code: 733

Agency name: Texas Tech University

Goal/ Objective / Outcome

	BL 2018	BL 2019	Excp 2018	Excp 2019	Total Request 2018	Total Request 2019
1 Provide Instructional and Operations Support						
1 <i>Provide Instructional and Operations Support</i>						
<b>KEY 1 % 1st-time, Full-time, Degree-seeking Frsh Earn Degree in 6 Yrs</b>	61.00%	61.00%			61.00%	61.00%
<b>2 % 1st-time, Full-time, Degree-seeking White Frsh Earn Degree in 6 Yrs</b>	61.00%	61.00%			61.00%	61.00%
<b>3 % 1st-time, Full-time, Degree-seeking Hisp Frsh Earn Degree in 6 Yrs</b>	50.00%	50.00%			50.00%	50.00%
<b>4 % 1st-time, Full-time, Degree-seeking Black Frsh Earn Degree in 6 Yrs</b>	50.00%	50.00%			50.00%	50.00%
<b>5 % 1st-time, Full-time, Degree-seeking Other Frshmn Earn Deg in 6 Yrs</b>	52.00%	52.00%			52.00%	52.00%
<b>KEY 6 % 1st-time, Full-time, Degree-seeking Frsh Earn Degree in 4 Yrs</b>	35.00%	35.00%			35.00%	35.00%
<b>7 % 1st-time, Full-time, Degree-seeking White Frsh Earn Degree in 4 Yrs</b>	35.00%	35.00%			35.00%	35.00%
<b>8 % 1st-time, Full-time, Degree-seeking Hisp Frsh Earn Degree in 4 Yrs</b>	28.00%	28.00%			28.00%	28.00%

**2.G. Summary of Total Request Objective Outcomes**  
 85th Regular Session, Agency Submission, Version 1  
 Automated Budget and Evaluation system of Texas (ABEST)

Date : 10/14/2016  
 Time: 3:43:09PM

Agency code: 733

Agency name: Texas Tech University

Goal/ Objective / Outcome

	<b>BL 2018</b>	<b>BL 2019</b>	<b>Excp 2018</b>	<b>Excp 2019</b>	<b>Total Request 2018</b>	<b>Total Request 2019</b>
<b>9 % 1st-time, Full-time, Degree-seeking Black Frsh Earn Degree in 4 Yrs</b>	24.00%	24.00%			24.00%	24.00%
<b>10 % 1st-time, Full-time, Degree-seeking Other Frsh Earn Degree in 4 Yrs</b>	30.00%	30.00%			30.00%	30.00%
<b>KEY 11 Persistence Rate 1st-time, Full-time, Degree-seeking Frsh after 1 Yr</b>	82.00%	82.00%			82.00%	82.00%
<b>12 Persistence 1st-time, Full-time, Degree-seeking White Frsh after 1 Yr</b>	82.00%	82.00%			82.00%	82.00%
<b>13 Persistence 1st-time, Full-time, Degree-seeking Hisp Frsh after 1 Yr</b>	80.00%	80.00%			80.00%	80.00%
<b>14 Persistence 1st-time, Full-time, Degree-seeking Black Frsh after 1 Yr</b>	80.00%	80.00%			80.00%	80.00%
<b>15 Persistence 1st-time, Full-time, Degree-seeking Other Frsh after 1 Yr</b>	80.00%	80.00%			80.00%	80.00%
<b>16 Percent of Semester Credit Hours Completed</b>	95.00%	95.00%			95.00%	95.00%
<b>KEY 17 Certification Rate of Teacher Education Graduates</b>	95.00%	95.00%			95.00%	95.00%

**2.G. Summary of Total Request Objective Outcomes**  
 85th Regular Session, Agency Submission, Version 1  
 Automated Budget and Evaluation system of Texas (ABEST)

Date : 10/14/2016  
 Time: 3:43:09PM

Agency code: 733

Agency name: Texas Tech University

Goal/ Objective / Outcome

	BL 2018	BL 2019	Excp 2018	Excp 2019	Total Request 2018	Total Request 2019
<b>18 Percentage of Underprepared Students Satisfy a TSI Obligation in Math</b>	85.00%	85.00%			85.00%	85.00%
<b>19 Percentage of Underprepared Students Satisfy TSI Obligation in Writing</b>	66.00%	66.00%			66.00%	66.00%
<b>20 Percentage of Underprepared Students Satisfy TSI Obligation in Reading</b>	80.00%	80.00%			80.00%	80.00%
<b>KEY 21 % of Baccalaureate Graduates Who Are 1st Generation College Graduates</b>	25.00%	25.00%			25.00%	25.00%
<b>KEY 22 Percent of Transfer Students Who Graduate within 4 Years</b>	60.00%	60.00%			60.00%	60.00%
<b>KEY 23 Percent of Transfer Students Who Graduate within 2 Years</b>	27.00%	27.00%			27.00%	27.00%
<b>KEY 24 % Lower Division Semester Credit Hours Taught by Tenured/Tenure-Track</b>	32.00%	32.00%			32.00%	32.00%
<b>KEY 25 State Licensure Pass Rate of Law Graduates</b>	90.00%	90.00%			90.00%	90.00%
<b>KEY 26 State Licensure Pass Rate of Engineering Graduates</b>	80.00%	80.00%			80.00%	80.00%

**2.G. Summary of Total Request Objective Outcomes**  
 85th Regular Session, Agency Submission, Version 1  
 Automated Budget and Evaluation system of Texas (ABEST)

Date : 10/14/2016  
 Time: 3:43:09PM

Agency code: 733

Agency name: Texas Tech University

Goal/ Objective / Outcome

	BL 2018	BL 2019	Excp 2018	Excp 2019	Total Request 2018	Total Request 2019
<b>KEY</b>						
<b>30 Dollar Value of External or Sponsored Research Funds (in Millions)</b>						
	57.00	57.00			57.00	57.00
<b>31 External or Sponsored Research Funds As a % of State Appropriations</b>						
	240.00%	240.00%			240.00%	240.00%
<b>32 External Research Funds As Percentage Appropriated for Research</b>						
	800.00%	800.00%			800.00%	800.00%
<b>48 % Endowed Professorships/ Chairs Unfilled All/ Part of Fiscal Year</b>						
	17.00%	17.00%			17.00%	17.00%
<b>49 Average No Months Endowed Chairs Remain Vacant</b>						
	12.00	12.00			12.00	12.00

**3.A. Strategy Request**  
 85th Regular Session, Agency Submission, Version 1  
 Automated Budget and Evaluation System of Texas (ABEST)

10/17/2016 8:53:25AM

**733 Texas Tech University**

GOAL: 1 Provide Instructional and Operations Support  
 OBJECTIVE: 1 Provide Instructional and Operations Support  
 STRATEGY: 1 Operations Support

Service Categories:

Service: 19      Income: A.2      Age: B.3

CODE	DESCRIPTION	Exp 2015	Est 2016	Bud 2017	BL 2018 <sup>(1)</sup>	BL 2019 <sup>(1)</sup>
<b>Output Measures:</b>						
1	Number of Undergraduate Degrees Awarded	5,200.00	5,000.00	5,000.00	5,200.00	5,200.00
2	Number of Minority Graduates	1,439.00	1,200.00	1,200.00	1,400.00	1,400.00
3	Number of Underprepared Students Who Satisfy TSI Obligation in Math	77.00	85.00	85.00	77.00	77.00
4	Number of Underprepared Students Who Satisfy TSI Obligation in Writing	64.00	66.00	66.00	64.00	64.00
5	Number of Underprepared Students Who Satisfy TSI Obligation in Reading	67.00	80.00	80.00	67.00	67.00
6	Number of Two-Year College Transfers Who Graduate	1,444.00	1,150.00	1,150.00	1,400.00	1,400.00
<b>Efficiency Measures:</b>						
KEY 1	Administrative Cost As a Percent of Operating Budget	6.08 %	6.30 %	6.30 %	6.20 %	6.20 %
KEY 2	Avg Cost of Resident Undergraduate Tuition and Fees for 15 SCH	5,217.00	5,256.00	5,311.00	5,311.00	5,311.00
<b>Explanatory/Input Measures:</b>						
1	Student/Faculty Ratio	22.00	22.00	22.00	22.00	22.00
2	Number of Minority Students Enrolled	8,033.00	7,200.00	7,200.00	8,000.00	8,000.00
3	Number of Community College Transfers Enrolled	6,574.00	6,000.00	6,000.00	6,000.00	6,000.00
4	Number of Semester Credit Hours Completed	422,740.00	375,000.00	375,000.00	400,000.00	400,000.00

(1) - Formula funded strategies are not requested in 2018-19 because amounts are not determined by institutions.

**3.A. Strategy Request**  
 85th Regular Session, Agency Submission, Version 1  
 Automated Budget and Evaluation System of Texas (ABEST)

10/17/2016 8:53:25AM

**733 Texas Tech University**

GOAL: 1 Provide Instructional and Operations Support  
 OBJECTIVE: 1 Provide Instructional and Operations Support  
 STRATEGY: 1 Operations Support

Service Categories:

Service: 19      Income: A.2      Age: B.3

CODE	DESCRIPTION	Exp 2015	Est 2016	Bud 2017	BL 2018 <sup>(1)</sup>	BL 2019 <sup>(1)</sup>
	5 Number of Semester Credit Hours	441,488.00	395,000.00	395,000.00	420,000.00	420,000.00
	6 Number of Students Enrolled as of the Twelfth Class Day	35,859.00	33,000.00	33,000.00	35,000.00	35,000.00
KEY	7 Average Student Loan Debt	27,879.00	27,879.00	27,879.00	27,879.00	27,879.00
KEY	8 Percent of Students with Student Loan Debt	56.00%	56.00%	56.00%	56.00%	56.00%
KEY	9 Average Financial Aid Award Per Full-Time Student	12,140.00	12,382.00	12,382.00	12,382.00	12,382.00
KEY	10 Percent of Full-Time Students Receiving Financial Aid	48.00%	47.00%	47.00%	47.00%	47.00%
<b>Objects of Expense:</b>						
1001	SALARIES AND WAGES	\$51,297,300	\$55,390,895	\$56,024,916	\$0	\$0
1002	OTHER PERSONNEL COSTS	\$838,950	\$905,899	\$914,493	\$0	\$0
1005	FACULTY SALARIES	\$90,685,329	\$97,922,145	\$98,851,160	\$0	\$0
1010	PROFESSIONAL SALARIES	\$638,435	\$689,383	\$695,923	\$0	\$0
2001	PROFESSIONAL FEES AND SERVICES	\$7,126	\$7,695	\$7,768	\$0	\$0
2003	CONSUMABLE SUPPLIES	\$919	\$992	\$1,001	\$0	\$0
2005	TRAVEL	\$3,567	\$3,852	\$3,888	\$0	\$0
2007	RENT - MACHINE AND OTHER	\$6,000	\$6,479	\$6,540	\$0	\$0
2009	OTHER OPERATING EXPENSE	\$4,157,881	\$4,597,666	\$4,004,714	\$0	\$0
3001	CLIENT SERVICES	\$100,000	\$0	\$0	\$0	\$0

(1) - Formula funded strategies are not requested in 2018-19 because amounts are not determined by institutions.

**3.A. Strategy Request**  
 85th Regular Session, Agency Submission, Version 1  
 Automated Budget and Evaluation System of Texas (ABEST)

10/17/2016 8:53:25AM

**733 Texas Tech University**

GOAL: 1 Provide Instructional and Operations Support  
 OBJECTIVE: 1 Provide Instructional and Operations Support  
 STRATEGY: 1 Operations Support

Service Categories:

Service: 19      Income: A.2      Age: B.3

CODE	DESCRIPTION	Exp 2015	Est 2016	Bud 2017	BL 2018 <sup>(1)</sup>	BL 2019 <sup>(1)</sup>
<b>TOTAL, OBJECT OF EXPENSE</b>		<b>\$147,735,507</b>	<b>\$159,525,006</b>	<b>\$160,510,403</b>	<b>\$0</b>	<b>\$0</b>
<b>Method of Financing:</b>						
1	General Revenue Fund	\$105,102,745	\$114,818,659	\$114,655,579	\$0	\$0
<b>SUBTOTAL, MOF (GENERAL REVENUE FUNDS)</b>		<b>\$105,102,745</b>	<b>\$114,818,659</b>	<b>\$114,655,579</b>	<b>\$0</b>	<b>\$0</b>
<b>Method of Financing:</b>						
704	Bd Authorized Tuition Inc	\$7,911,869	\$7,793,640	\$7,949,512	\$0	\$0
770	Est Oth Educ & Gen Inco	\$34,720,893	\$36,912,707	\$37,905,312	\$0	\$0
<b>SUBTOTAL, MOF (GENERAL REVENUE FUNDS - DEDICATED)</b>		<b>\$42,632,762</b>	<b>\$44,706,347</b>	<b>\$45,854,824</b>	<b>\$0</b>	<b>\$0</b>
<b>TOTAL, METHOD OF FINANCE (INCLUDING RIDERS)</b>					<b>\$0</b>	<b>\$0</b>
<b>TOTAL, METHOD OF FINANCE (EXCLUDING RIDERS)</b>		<b>\$147,735,507</b>	<b>\$159,525,006</b>	<b>\$160,510,403</b>	<b>\$0</b>	<b>\$0</b>
<b>FULL TIME EQUIVALENT POSITIONS:</b>		<b>1,990.3</b>	<b>2,180.7</b>	<b>2,180.7</b>	<b>2,180.7</b>	<b>2,180.7</b>

**STRATEGY DESCRIPTION AND JUSTIFICATION:**

(1) - Formula funded strategies are not requested in 2018-19 because amounts are not determined by institutions.



**3.A. Strategy Request**  
 85th Regular Session, Agency Submission, Version 1  
 Automated Budget and Evaluation System of Texas (ABEST)

10/17/2016 8:53:25AM

**733 Texas Tech University**

GOAL: 1 Provide Instructional and Operations Support  
 OBJECTIVE: 1 Provide Instructional and Operations Support  
 STRATEGY: 1 Operations Support

Service Categories:

Service: 19 Income: A.2 Age: B.3

CODE	DESCRIPTION	Exp 2015	Est 2016	Bud 2017	BL 2018 <sup>(1)</sup>	BL 2019 <sup>(1)</sup>
------	-------------	----------	----------	----------	------------------------	------------------------

The Instruction and Operations Formula provides funding for faculty salaries, departmental operating expense, library, instructional administration, research enhancement, student services and institutional support. The funds are distributed on a weighted semester credit hour basis. The rate per weighted semester credit hour is established by the Legislature each biennium.

**EXTERNAL/INTERNAL FACTORS IMPACTING STRATEGY:**

**EXPLANATION OF BIENNIAL CHANGE (includes Rider amounts):**

<u>STRATEGY BIENNIAL TOTAL - ALL FUNDS</u>		<u>BIENNIAL CHANGE</u>	<u>EXPLANATION OF BIENNIAL CHANGE</u>	
<u>Base Spending (Est 2016 + Bud 2017)</u>	<u>Baseline Request (BL 2018 + BL 2019)</u>		<u>\$ Amount</u>	<u>Explanation(s) of Amount (must specify MOFs and FTEs)</u>
\$320,035,409	\$0	\$(320,035,409)	\$(320,035,409)	Formula funded strategies are not requested in 2018 -19 because amounts are not determined by institutions.
			<b>\$(320,035,409)</b>	<b>Total of Explanation of Biennial Change</b>

(1) - Formula funded strategies are not requested in 2018-19 because amounts are not determined by institutions.

**3.A. Strategy Request**  
 85th Regular Session, Agency Submission, Version 1  
 Automated Budget and Evaluation System of Texas (ABEST)

10/17/2016 8:53:25AM

**733 Texas Tech University**

GOAL: 1 Provide Instructional and Operations Support  
 OBJECTIVE: 1 Provide Instructional and Operations Support  
 STRATEGY: 3 Staff Group Insurance Premiums

Service Categories:  
 Service: 06      Income: A.2      Age: B.3

CODE	DESCRIPTION	Exp 2015	Est 2016	Bud 2017	BL 2018	BL 2019
<b>Objects of Expense:</b>						
2009	OTHER OPERATING EXPENSE	\$5,959,676	\$6,420,185	\$6,420,185	\$6,420,185	\$6,420,185
<b>TOTAL, OBJECT OF EXPENSE</b>		<b>\$5,959,676</b>	<b>\$6,420,185</b>	<b>\$6,420,185</b>	<b>\$6,420,185</b>	<b>\$6,420,185</b>
<b>Method of Financing:</b>						
770	Est Oth Educ & Gen Inco	\$5,959,676	\$6,420,185	\$6,420,185	\$6,420,185	\$6,420,185
<b>SUBTOTAL, MOF (GENERAL REVENUE FUNDS - DEDICATED)</b>		<b>\$5,959,676</b>	<b>\$6,420,185</b>	<b>\$6,420,185</b>	<b>\$6,420,185</b>	<b>\$6,420,185</b>
<b>TOTAL, METHOD OF FINANCE (INCLUDING RIDERS)</b>					<b>\$6,420,185</b>	<b>\$6,420,185</b>
<b>TOTAL, METHOD OF FINANCE (EXCLUDING RIDERS)</b>		<b>\$5,959,676</b>	<b>\$6,420,185</b>	<b>\$6,420,185</b>	<b>\$6,420,185</b>	<b>\$6,420,185</b>

**FULL TIME EQUIVALENT POSITIONS:**

**STRATEGY DESCRIPTION AND JUSTIFICATION:**

This strategy is to provide proportional share of staff group insurance premiums paid from Other Educational and General funds.

**EXTERNAL/INTERNAL FACTORS IMPACTING STRATEGY:**

**3.A. Strategy Request**  
 85th Regular Session, Agency Submission, Version 1  
 Automated Budget and Evaluation System of Texas (ABEST)

10/17/2016 8:53:25AM

**733 Texas Tech University**

GOAL: 1 Provide Instructional and Operations Support  
 OBJECTIVE: 1 Provide Instructional and Operations Support  
 STRATEGY: 3 Staff Group Insurance Premiums

Service Categories:  
 Service: 06 Income: A.2 Age: B.3

CODE	DESCRIPTION	Exp 2015	Est 2016	Bud 2017	BL 2018	BL 2019
------	-------------	----------	----------	----------	---------	---------

**EXPLANATION OF BIENNIAL CHANGE (includes Rider amounts):**

<u>STRATEGY BIENNIAL TOTAL - ALL FUNDS</u>		<u>BIENNIAL CHANGE</u>	<u>EXPLANATION OF BIENNIAL CHANGE</u>	
<u>Base Spending (Est 2016 + Bud 2017)</u>	<u>Baseline Request (BL 2018 + BL 2019)</u>		<u>\$ Amount</u>	<u>Explanation(s) of Amount (must specify MOFs and FTEs)</u>
\$12,840,370	\$12,840,370	\$0	\$0	FY 2018 – FY 2019 Estimated costs included on Schedule 1A
			<b>\$0</b>	<b>Total of Explanation of Biennial Change</b>

**3.A. Strategy Request**  
 85th Regular Session, Agency Submission, Version 1  
 Automated Budget and Evaluation System of Texas (ABEST)

10/17/2016 8:53:25AM

**733 Texas Tech University**

GOAL: 1 Provide Instructional and Operations Support  
 OBJECTIVE: 1 Provide Instructional and Operations Support  
 STRATEGY: 4 Workers' Compensation Insurance

Service Categories:

Service: 06      Income: A.2      Age: B.3

CODE	DESCRIPTION	Exp 2015	Est 2016	Bud 2017	BL 2018	BL 2019
<b>Objects of Expense:</b>						
2009	OTHER OPERATING EXPENSE	\$517,107	\$517,107	\$517,107	\$496,423	\$496,423
<b>TOTAL, OBJECT OF EXPENSE</b>		<b>\$517,107</b>	<b>\$517,107</b>	<b>\$517,107</b>	<b>\$496,423</b>	<b>\$496,423</b>
<b>Method of Financing:</b>						
1	General Revenue Fund	\$517,107	\$517,107	\$517,107	\$496,423	\$496,423
<b>SUBTOTAL, MOF (GENERAL REVENUE FUNDS)</b>		<b>\$517,107</b>	<b>\$517,107</b>	<b>\$517,107</b>	<b>\$496,423</b>	<b>\$496,423</b>
<b>TOTAL, METHOD OF FINANCE (INCLUDING RIDERS)</b>					<b>\$496,423</b>	<b>\$496,423</b>
<b>TOTAL, METHOD OF FINANCE (EXCLUDING RIDERS)</b>		<b>\$517,107</b>	<b>\$517,107</b>	<b>\$517,107</b>	<b>\$496,423</b>	<b>\$496,423</b>

**FULL TIME EQUIVALENT POSITIONS:**

**STRATEGY DESCRIPTION AND JUSTIFICATION:**

The strategy funds the Worker's Compensation payments related to Educational and General funds.

**EXTERNAL/INTERNAL FACTORS IMPACTING STRATEGY:**

**3.A. Strategy Request**  
 85th Regular Session, Agency Submission, Version 1  
 Automated Budget and Evaluation System of Texas (ABEST)

10/17/2016 8:53:25AM

**733 Texas Tech University**

GOAL: 1 Provide Instructional and Operations Support  
 OBJECTIVE: 1 Provide Instructional and Operations Support  
 STRATEGY: 4 Workers' Compensation Insurance

Service Categories:  
 Service: 06 Income: A.2 Age: B.3

CODE	DESCRIPTION	Exp 2015	Est 2016	Bud 2017	BL 2018	BL 2019
------	-------------	----------	----------	----------	---------	---------

**EXPLANATION OF BIENNIAL CHANGE (includes Rider amounts):**

<u>STRATEGY BIENNIAL TOTAL - ALL FUNDS</u>		<u>BIENNIAL CHANGE</u>	<u>EXPLANATION OF BIENNIAL CHANGE</u>	
<u>Base Spending (Est 2016 + Bud 2017)</u>	<u>Baseline Request (BL 2018 + BL 2019)</u>		<u>\$ Amount</u>	<u>Explanation(s) of Amount (must specify MOFs and FTEs)</u>
\$1,034,214	\$992,846	\$(41,368)	\$(41,368)	4% Base Reduction
			<b>\$(41,368)</b>	<b>Total of Explanation of Biennial Change</b>

**3.A. Strategy Request**  
 85th Regular Session, Agency Submission, Version 1  
 Automated Budget and Evaluation System of Texas (ABEST)

10/17/2016 8:53:25AM

**733 Texas Tech University**

GOAL: 1 Provide Instructional and Operations Support  
 OBJECTIVE: 1 Provide Instructional and Operations Support  
 STRATEGY: 6 Texas Public Education Grants

Service Categories:

Service: 20      Income: A.2      Age: B.3

CODE	DESCRIPTION	Exp 2015	Est 2016	Bud 2017	BL 2018	BL 2019
<b>Objects of Expense:</b>						
2009	OTHER OPERATING EXPENSE	\$6,337,175	\$6,518,328	\$6,848,695	\$7,185,669	\$7,429,382
<b>TOTAL, OBJECT OF EXPENSE</b>		<b>\$6,337,175</b>	<b>\$6,518,328</b>	<b>\$6,848,695</b>	<b>\$7,185,669</b>	<b>\$7,429,382</b>
<b>Method of Financing:</b>						
770	Est Oth Educ & Gen Inco	\$6,337,175	\$6,518,328	\$6,848,695	\$7,185,669	\$7,429,382
<b>SUBTOTAL, MOF (GENERAL REVENUE FUNDS - DEDICATED)</b>		<b>\$6,337,175</b>	<b>\$6,518,328</b>	<b>\$6,848,695</b>	<b>\$7,185,669</b>	<b>\$7,429,382</b>
<b>TOTAL, METHOD OF FINANCE (INCLUDING RIDERS)</b>					<b>\$7,185,669</b>	<b>\$7,429,382</b>
<b>TOTAL, METHOD OF FINANCE (EXCLUDING RIDERS)</b>		<b>\$6,337,175</b>	<b>\$6,518,328</b>	<b>\$6,848,695</b>	<b>\$7,185,669</b>	<b>\$7,429,382</b>

**FULL TIME EQUIVALENT POSITIONS:**

**STRATEGY DESCRIPTION AND JUSTIFICATION:**

This strategy represents tuition set aside for the Texas Public Education Grants program as required by Section 56.033 of the Texas Education Code.

**EXTERNAL/INTERNAL FACTORS IMPACTING STRATEGY:**

**3.A. Strategy Request**  
 85th Regular Session, Agency Submission, Version 1  
 Automated Budget and Evaluation System of Texas (ABEST)

10/17/2016 8:53:25AM

**733 Texas Tech University**

GOAL: 1 Provide Instructional and Operations Support  
 OBJECTIVE: 1 Provide Instructional and Operations Support  
 STRATEGY: 6 Texas Public Education Grants

Service Categories:

Service: 20      Income: A.2      Age: B.3

CODE	DESCRIPTION	Exp 2015	Est 2016	Bud 2017	BL 2018	BL 2019
------	-------------	----------	----------	----------	---------	---------

**EXPLANATION OF BIENNIAL CHANGE (includes Rider amounts):**

<u>STRATEGY BIENNIAL TOTAL - ALL FUNDS</u>		<u>BIENNIAL CHANGE</u>	<u>EXPLANATION OF BIENNIAL CHANGE</u>	
<u>Base Spending (Est 2016 + Bud 2017)</u>	<u>Baseline Request (BL 2018 + BL 2019)</u>		<u>\$ Amount</u>	<u>Explanation(s) of Amount (must specify MOFs and FTEs)</u>
\$13,367,023	\$14,615,051	\$1,248,028	\$1,248,028	FY 2018 – FY 2019 Estimated costs included on Schedule 1A.
			<b>\$1,248,028</b>	<b>Total of Explanation of Biennial Change</b>

**3.A. Strategy Request**  
 85th Regular Session, Agency Submission, Version 1  
 Automated Budget and Evaluation System of Texas (ABEST)

10/17/2016 8:53:25AM

**733 Texas Tech University**

GOAL: 1 Provide Instructional and Operations Support  
 OBJECTIVE: 1 Provide Instructional and Operations Support  
 STRATEGY: 7 Organized Activities

Service Categories:

Service: 19      Income: A.2      Age: B.3

CODE	DESCRIPTION	Exp 2015	Est 2016	Bud 2017	BL 2018	BL 2019
<b>Objects of Expense:</b>						
1001	SALARIES AND WAGES	\$555,560	\$565,890	\$565,890	\$565,890	\$565,890
1002	OTHER PERSONNEL COSTS	\$10,347	\$8,698	\$8,698	\$8,698	\$8,698
2003	CONSUMABLE SUPPLIES	\$1,991	\$245	\$245	\$245	\$245
2004	UTILITIES	\$5,561	\$0	\$0	\$0	\$0
2009	OTHER OPERATING EXPENSE	\$1,541	\$167	\$167	\$167	\$167
<b>TOTAL, OBJECT OF EXPENSE</b>		<b>\$575,000</b>	<b>\$575,000</b>	<b>\$575,000</b>	<b>\$575,000</b>	<b>\$575,000</b>
<b>Method of Financing:</b>						
770	Est Oth Educ & Gen Inco	\$575,000	\$575,000	\$575,000	\$575,000	\$575,000
<b>SUBTOTAL, MOF (GENERAL REVENUE FUNDS - DEDICATED)</b>		<b>\$575,000</b>	<b>\$575,000</b>	<b>\$575,000</b>	<b>\$575,000</b>	<b>\$575,000</b>
<b>TOTAL, METHOD OF FINANCE (INCLUDING RIDERS)</b>					<b>\$575,000</b>	<b>\$575,000</b>
<b>TOTAL, METHOD OF FINANCE (EXCLUDING RIDERS)</b>		<b>\$575,000</b>	<b>\$575,000</b>	<b>\$575,000</b>	<b>\$575,000</b>	<b>\$575,000</b>
<b>FULL TIME EQUIVALENT POSITIONS:</b>		<b>20.9</b>	<b>21.0</b>	<b>21.0</b>	<b>21.0</b>	<b>21.0</b>



**3.A. Strategy Request**  
 85th Regular Session, Agency Submission, Version 1  
 Automated Budget and Evaluation System of Texas (ABEST)

10/17/2016 8:53:25AM

**733 Texas Tech University**

GOAL: 1 Provide Instructional and Operations Support  
 OBJECTIVE: 1 Provide Instructional and Operations Support  
 STRATEGY: 7 Organized Activities

Service Categories:

Service: 19      Income: A.2      Age: B.3

CODE	DESCRIPTION	Exp 2015	Est 2016	Bud 2017	BL 2018	BL 2019
------	-------------	----------	----------	----------	---------	---------

**STRATEGY DESCRIPTION AND JUSTIFICATION:**

This strategy provides funding for the Child Development Research Center (CDRC) in the Department of Human Development and Family Studies (HDFS). The center has six classrooms providing full day services for children six weeks to six years of age and serves as a training, mentoring, and observation site. Each year approximately 400 students from over 12 disciplines observe teachers and children in the CDRC. An additional 275 students from across TTU/HSC have hands-on experiences in the center each year. Our expansion in 2006 has allowed for an increase in the number of teachers-in-training who can be mentored in the center, which assists in the attraction and retention of students in Early Childhood Education.

The center also serves as a research site for faculty interested in young children. Current research studies include faculty and graduate students from HDFS, Education, Psychology, Mass Communication, and Nutrition. The CDRC holds an accreditation from the National Association for the Education of Young Children. The university's early childhood teacher education program housed in the HDFS department is also accredited by the National Council for Accreditation of Teacher Educators. Critical to this accreditation is the fact that students are provided with both coursework and hands-on experience with children in the age groups included in the certificate. Few programs in the state of Texas or across the nation offer an infant/toddler component; thus, the CDRC provides nationally recognized excellence for Closing the Gaps.

**EXTERNAL/INTERNAL FACTORS IMPACTING STRATEGY:**

Internal Factors: In order to maintain accreditation and licensing standards, low teacher/child ratios are necessary in each classroom. In addition, qualified, degreed teachers are needed because the CDRC serves as a site for training students; therefore, it is vital to offer competitive salaries to retain quality teachers.

External factors: The CDRC is dependent upon the parents' ability to pay their child's daycare tuition costs. Tuition increases negatively impact the diversity of children attending the CDRC, thus affecting the research as well as the quality of education for the TTU students and the children.

**3.A. Strategy Request**  
 85th Regular Session, Agency Submission, Version 1  
 Automated Budget and Evaluation System of Texas (ABEST)

10/17/2016 8:53:25AM

**733 Texas Tech University**

GOAL: 1 Provide Instructional and Operations Support  
 OBJECTIVE: 1 Provide Instructional and Operations Support  
 STRATEGY: 7 Organized Activities

Service Categories:  
 Service: 19 Income: A.2 Age: B.3

CODE	DESCRIPTION	Exp 2015	Est 2016	Bud 2017	BL 2018	BL 2019
------	-------------	----------	----------	----------	---------	---------

**EXPLANATION OF BIENNIAL CHANGE (includes Rider amounts):**

<u>STRATEGY BIENNIAL TOTAL - ALL FUNDS</u>		<u>BIENNIAL CHANGE</u>	<u>EXPLANATION OF BIENNIAL CHANGE</u>	
<u>Base Spending (Est 2016 + Bud 2017)</u>	<u>Baseline Request (BL 2018 + BL 2019)</u>		<u>\$ Amount</u>	<u>Explanation(s) of Amount (must specify MOFs and FTEs)</u>
\$1,150,000	\$1,150,000	\$0	\$0	FY 2018 – FY 2019 Estimated costs included on Schedule 1A
			<b>\$0</b>	<b>Total of Explanation of Biennial Change</b>

**3.A. Strategy Request**  
 85th Regular Session, Agency Submission, Version 1  
 Automated Budget and Evaluation System of Texas (ABEST)

10/17/2016 8:53:25AM

**733 Texas Tech University**

GOAL: 2 Provide Infrastructure Support

OBJECTIVE: 1 Provide Operation and Maintenance of E&G Space

STRATEGY: 1 Educational and General Space Support

Service Categories:

Service: 10

Income: A.2

Age: B.3

CODE	DESCRIPTION	Exp 2015	Est 2016	Bud 2017	(1) BL 2018	(1) BL 2019
<b>Efficiency Measures:</b>						
1	Space Utilization Rate of Classrooms	34.00	33.00	33.00	34.00	34.00
2	Space Utilization Rate of Labs	26.00	28.00	28.00	26.00	26.00
<b>Objects of Expense:</b>						
1001	SALARIES AND WAGES	\$7,220,495	\$7,489,354	\$7,907,085	\$0	\$0
1002	OTHER PERSONNEL COSTS	\$269,202	\$207,753	\$219,342	\$0	\$0
2009	OTHER OPERATING EXPENSE	\$0	\$12,743	\$13,454	\$0	\$0
<b>TOTAL, OBJECT OF EXPENSE</b>		<b>\$7,489,697</b>	<b>\$7,709,850</b>	<b>\$8,139,881</b>	<b>\$0</b>	<b>\$0</b>
<b>Method of Financing:</b>						
1	General Revenue Fund	\$5,242,789	\$5,396,895	\$5,697,917	\$0	\$0
<b>SUBTOTAL, MOF (GENERAL REVENUE FUNDS)</b>		<b>\$5,242,789</b>	<b>\$5,396,895</b>	<b>\$5,697,917</b>	<b>\$0</b>	<b>\$0</b>
<b>Method of Financing:</b>						
770	Est Oth Educ & Gen Inco	\$2,246,908	\$2,312,955	\$2,441,964	\$0	\$0
<b>SUBTOTAL, MOF (GENERAL REVENUE FUNDS - DEDICATED)</b>		<b>\$2,246,908</b>	<b>\$2,312,955</b>	<b>\$2,441,964</b>	<b>\$0</b>	<b>\$0</b>

(1) - Formula funded strategies are not requested in 2018-19 because amounts are not determined by institutions.

**3.A. Strategy Request**  
 85th Regular Session, Agency Submission, Version 1  
 Automated Budget and Evaluation System of Texas (ABEST)

10/17/2016 8:53:25AM

**733 Texas Tech University**

GOAL: 2 Provide Infrastructure Support

OBJECTIVE: 1 Provide Operation and Maintenance of E&G Space

STRATEGY: 1 Educational and General Space Support

Service Categories:

Service: 10

Income: A.2

Age: B.3

CODE	DESCRIPTION	Exp 2015	Est 2016	Bud 2017	(1) BL 2018	(1) BL 2019
<b>TOTAL, METHOD OF FINANCE (INCLUDING RIDERS)</b>					<b>\$0</b>	<b>\$0</b>
<b>TOTAL, METHOD OF FINANCE (EXCLUDING RIDERS)</b>		<b>\$7,489,697</b>	<b>\$7,709,850</b>	<b>\$8,139,881</b>	<b>\$0</b>	<b>\$0</b>
<b>FULL TIME EQUIVALENT POSITIONS:</b>		<b>237.2</b>	<b>241.9</b>	<b>241.9</b>	<b>241.9</b>	<b>241.9</b>

**STRATEGY DESCRIPTION AND JUSTIFICATION:**

The Infrastructure Support formula distributes funding associated with plant-related formulas and utilities. This formula is driven by the predicted square feet for universities' educational and general activities produced by the Coordinating Board Space Projection Model. The portion of the formula related to utilities is adjusted to reflect differences in unit costs for purchased utilities, including electricity, natural gas, water and wastewater, and thermal energy.

**EXTERNAL/INTERNAL FACTORS IMPACTING STRATEGY:**

(1) - Formula funded strategies are not requested in 2018-19 because amounts are not determined by institutions.

**3.A. Strategy Request**  
 85th Regular Session, Agency Submission, Version 1  
 Automated Budget and Evaluation System of Texas (ABEST)

10/17/2016 8:53:25AM

**733 Texas Tech University**

GOAL: 2 Provide Infrastructure Support  
 OBJECTIVE: 1 Provide Operation and Maintenance of E&G Space Service Categories:  
 STRATEGY: 1 Educational and General Space Support Service: 10 Income: A.2 Age: B.3

CODE	DESCRIPTION	Exp 2015	Est 2016	Bud 2017	BL 2018 <sup>(1)</sup>	BL 2019 <sup>(1)</sup>
------	-------------	----------	----------	----------	------------------------	------------------------

**EXPLANATION OF BIENNIAL CHANGE (includes Rider amounts):**

<u>STRATEGY BIENNIAL TOTAL - ALL FUNDS</u>		<u>BIENNIAL CHANGE</u>	<u>EXPLANATION OF BIENNIAL CHANGE</u>	
<u>Base Spending (Est 2016 + Bud 2017)</u>	<u>Baseline Request (BL 2018 + BL 2019)</u>		<u>\$ Amount</u>	<u>Explanation(s) of Amount (must specify MOFs and FTEs)</u>
\$15,849,731	\$0	\$(15,849,731)	\$(15,849,731)	Formula funded strategies are not requested in 2018 -19 because amounts are not determined by institutions.
			<u>\$(15,849,731)</u>	<b>Total of Explanation of Biennial Change</b>

(1) - Formula funded strategies are not requested in 2018-19 because amounts are not determined by institutions.

**3.A. Strategy Request**  
 85th Regular Session, Agency Submission, Version 1  
 Automated Budget and Evaluation System of Texas (ABEST)

10/17/2016 8:53:25AM

**733 Texas Tech University**

GOAL: 2 Provide Infrastructure Support  
 OBJECTIVE: 1 Provide Operation and Maintenance of E&G Space Service Categories:  
 STRATEGY: 2 Tuition Revenue Bond Retirement Service: 10 Income: A.2 Age: B.3

CODE	DESCRIPTION	Exp 2015	Est 2016	Bud 2017	BL 2018	BL 2019
<b>Objects of Expense:</b>						
2008	DEBT SERVICE	\$8,777,003	\$7,154,379	\$12,580,524	\$14,513,383	\$14,484,496
<b>TOTAL, OBJECT OF EXPENSE</b>		<b>\$8,777,003</b>	<b>\$7,154,379</b>	<b>\$12,580,524</b>	<b>\$14,513,383</b>	<b>\$14,484,496</b>
<b>Method of Financing:</b>						
1	General Revenue Fund	\$8,777,003	\$7,154,379	\$12,580,524	\$14,513,383	\$14,484,496
<b>SUBTOTAL, MOF (GENERAL REVENUE FUNDS)</b>		<b>\$8,777,003</b>	<b>\$7,154,379</b>	<b>\$12,580,524</b>	<b>\$14,513,383</b>	<b>\$14,484,496</b>
<b>TOTAL, METHOD OF FINANCE (INCLUDING RIDERS)</b>					<b>\$14,513,383</b>	<b>\$14,484,496</b>
<b>TOTAL, METHOD OF FINANCE (EXCLUDING RIDERS)</b>		<b>\$8,777,003</b>	<b>\$7,154,379</b>	<b>\$12,580,524</b>	<b>\$14,513,383</b>	<b>\$14,484,496</b>

**FULL TIME EQUIVALENT POSITIONS:**

**STRATEGY DESCRIPTION AND JUSTIFICATION:**

This strategy provides for the retirement of debt authorized by the Texas Education Code, Sections 55.17 (e) (2)-(4), 55.1739 and 55.1759 for Revenue Financing System Bonds.

**EXTERNAL/INTERNAL FACTORS IMPACTING STRATEGY:**

Legislative authorization of tuition revenue bonds for construction and renovations and the funding the debt service are the factors impacting this strategy.

**3.A. Strategy Request**  
 85th Regular Session, Agency Submission, Version 1  
 Automated Budget and Evaluation System of Texas (ABEST)

10/17/2016 8:53:25AM

**733 Texas Tech University**

GOAL: 2 Provide Infrastructure Support  
 OBJECTIVE: 1 Provide Operation and Maintenance of E&G Space  
 STRATEGY: 2 Tuition Revenue Bond Retirement

Service Categories:  
 Service: 10      Income: A.2      Age: B.3

CODE	DESCRIPTION	Exp 2015	Est 2016	Bud 2017	BL 2018	BL 2019
------	-------------	----------	----------	----------	---------	---------

**EXPLANATION OF BIENNIAL CHANGE (includes Rider amounts):**

<u>STRATEGY BIENNIAL TOTAL - ALL FUNDS</u>		<u>BIENNIAL CHANGE</u>	<u>EXPLANATION OF BIENNIAL CHANGE</u>	
<u>Base Spending (Est 2016 + Bud 2017)</u>	<u>Baseline Request (BL 2018 + BL 2019)</u>		<u>\$ Amount</u>	<u>Explanation(s) of Amount (must specify MOFs and FTEs)</u>
\$19,734,903	\$28,997,879	\$9,262,976	\$9,262,976	To account for the debt service for all authorized bonds as included on Schedule 8D.
			<b>\$9,262,976</b>	<b>Total of Explanation of Biennial Change</b>

**3.A. Strategy Request**  
 85th Regular Session, Agency Submission, Version 1  
 Automated Budget and Evaluation System of Texas (ABEST)

10/17/2016 8:53:25AM

**733 Texas Tech University**

GOAL: 3 Provide Special Item Support  
 OBJECTIVE: 1 Instructional Support Special Item Support  
 STRATEGY: 1 Library Archival Support

Service Categories:  
 Service: 04      Income: A.2      Age: B.3

CODE	DESCRIPTION	Exp 2015	Est 2016	Bud 2017	BL 2018	BL 2019
<b>Objects of Expense:</b>						
1001	SALARIES AND WAGES	\$183,630	\$230,095	\$230,095	\$220,893	\$220,893
1002	OTHER PERSONNEL COSTS	\$1,994	\$2,172	\$2,172	\$2,085	\$2,085
1010	PROFESSIONAL SALARIES	\$212,266	\$241,472	\$241,472	\$231,813	\$231,813
2001	PROFESSIONAL FEES AND SERVICES	\$2,585	\$0	\$0	\$0	\$0
2002	FUELS AND LUBRICANTS	\$32	\$26	\$26	\$25	\$25
2003	CONSUMABLE SUPPLIES	\$10,076	\$4,038	\$4,038	\$3,877	\$3,877
2004	UTILITIES	\$3,597	\$3,826	\$3,826	\$3,673	\$3,673
2005	TRAVEL	\$17,492	\$20,548	\$20,548	\$19,726	\$19,726
2006	RENT - BUILDING	\$16,431	\$15,916	\$15,916	\$15,279	\$15,279
2007	RENT - MACHINE AND OTHER	\$10,184	\$5,221	\$5,221	\$5,012	\$5,012
2009	OTHER OPERATING EXPENSE	\$21,627	\$10,441	\$10,441	\$10,023	\$10,023
5000	CAPITAL EXPENDITURES	\$53,841	\$0	\$0	\$0	\$0
<b>TOTAL, OBJECT OF EXPENSE</b>		<b>\$533,755</b>	<b>\$533,755</b>	<b>\$533,755</b>	<b>\$512,406</b>	<b>\$512,406</b>
<b>Method of Financing:</b>						
1	General Revenue Fund	\$533,755	\$533,755	\$533,755	\$512,406	\$512,406
<b>SUBTOTAL, MOF (GENERAL REVENUE FUNDS)</b>		<b>\$533,755</b>	<b>\$533,755</b>	<b>\$533,755</b>	<b>\$512,406</b>	<b>\$512,406</b>



**3.A. Strategy Request**  
 85th Regular Session, Agency Submission, Version 1  
 Automated Budget and Evaluation System of Texas (ABEST)

10/17/2016 8:53:25AM

**733 Texas Tech University**

GOAL: 3 Provide Special Item Support  
 OBJECTIVE: 1 Instructional Support Special Item Support  
 STRATEGY: 1 Library Archival Support

Service Categories:  
 Service: 04      Income: A.2      Age: B.3

CODE	DESCRIPTION	Exp 2015	Est 2016	Bud 2017	BL 2018	BL 2019
<b>TOTAL, METHOD OF FINANCE (INCLUDING RIDERS)</b>					<b>\$512,406</b>	<b>\$512,406</b>
<b>TOTAL, METHOD OF FINANCE (EXCLUDING RIDERS)</b>		<b>\$533,755</b>	<b>\$533,755</b>	<b>\$533,755</b>	<b>\$512,406</b>	<b>\$512,406</b>
<b>FULL TIME EQUIVALENT POSITIONS:</b>		<b>8.1</b>	<b>9.0</b>	<b>9.0</b>	<b>9.0</b>	<b>9.0</b>

**STRATEGY DESCRIPTION AND JUSTIFICATION:**

The Vietnam Center and Archive contribute directly to the research, teaching, recruiting, and enrollment missions of Texas Tech University. The project promotes the study of the American Vietnam experience, the Vietnam War, and collects, preserves, and makes accessible related historical materials. The project involves a dynamic set of faculty, staff, students, scholars, veterans, and other participants. The Vietnam Center hosts annual conferences where individuals with vastly different viewpoints come together to discuss and learn from one another. These events include students, educators, and wartime participants from Texas and around the world. The Vietnam Archive provides students, teachers, and researchers in Texas with access to the richest set of educational resources available outside of the US National Archives and has made a large portion of them freely available to the global community through the Internet. The Vietnam Center contributes to recruiting and enrollment by providing direct support to academic programs at Texas Tech, attracting students interested in these areas of study. The Vietnam Center also leverages contacts in Vietnam to bring students from Vietnam to TTU while academic connections with Vietnam have led to academic exchanges and joint research projects. Essential to the Center's success has been the very strong support of the university leadership, the Lubbock community, the State of Texas, the US government, and the US veteran community.

**EXTERNAL/INTERNAL FACTORS IMPACTING STRATEGY:**

Additional information for this strategy is available in Schedule 9, Special Item Information.

**3.A. Strategy Request**  
 85th Regular Session, Agency Submission, Version 1  
 Automated Budget and Evaluation System of Texas (ABEST)

10/17/2016 8:53:25AM

**733 Texas Tech University**

GOAL: 3 Provide Special Item Support

OBJECTIVE: 1 Instructional Support Special Item Support

Service Categories:

STRATEGY: 1 Library Archival Support

Service: 04

Income: A.2

Age: B.3

CODE	DESCRIPTION	Exp 2015	Est 2016	Bud 2017	BL 2018	BL 2019
------	-------------	----------	----------	----------	---------	---------

**EXPLANATION OF BIENNIAL CHANGE (includes Rider amounts):**

<u>STRATEGY BIENNIAL TOTAL - ALL FUNDS</u>		<u>BIENNIAL CHANGE</u>	<u>EXPLANATION OF BIENNIAL CHANGE</u>	
<u>Base Spending (Est 2016 + Bud 2017)</u>	<u>Baseline Request (BL 2018 + BL 2019)</u>		<u>\$ Amount</u>	<u>Explanation(s) of Amount (must specify MOFs and FTEs)</u>
\$1,067,510	\$1,024,812	\$(42,698)	\$(42,698)	4% Base Reduction
			<b>\$(42,698)</b>	<b>Total of Explanation of Biennial Change</b>

**3.A. Strategy Request**  
 85th Regular Session, Agency Submission, Version 1  
 Automated Budget and Evaluation System of Texas (ABEST)

10/17/2016 8:53:25AM

**733 Texas Tech University**

GOAL: 3 Provide Special Item Support  
 OBJECTIVE: 2 Research Special Item Support  
 STRATEGY: 1 Research to Enhance Ag Production & Add Value to Ag Products in Texas

Service Categories:  
 Service: 21      Income: A.2      Age: B.3

CODE	DESCRIPTION	Exp 2015	Est 2016	Bud 2017	BL 2018	BL 2019
<b>Objects of Expense:</b>						
1001	SALARIES AND WAGES	\$1,224,905	\$1,352,246	\$1,352,246	\$1,298,156	\$1,298,156
1002	OTHER PERSONNEL COSTS	\$29,928	\$25,358	\$25,358	\$24,344	\$24,344
1005	FACULTY SALARIES	\$161,379	\$253,310	\$253,310	\$243,177	\$243,177
2002	FUELS AND LUBRICANTS	\$7,633	\$1,811	\$1,811	\$1,739	\$1,739
2003	CONSUMABLE SUPPLIES	\$13,702	\$10,911	\$10,911	\$10,475	\$10,475
2004	UTILITIES	\$11,913	\$2,194	\$2,194	\$2,106	\$2,106
2005	TRAVEL	\$22,543	\$31,761	\$31,761	\$30,491	\$30,491
2006	RENT - BUILDING	\$300	\$0	\$0	\$0	\$0
2007	RENT - MACHINE AND OTHER	\$3,931	\$4,356	\$4,356	\$4,182	\$4,182
2009	OTHER OPERATING EXPENSE	\$99,891	\$139,060	\$139,060	\$133,497	\$133,497
5000	CAPITAL EXPENDITURES	\$51,143	\$171,261	\$171,261	\$164,410	\$164,410
<b>TOTAL, OBJECT OF EXPENSE</b>		<b>\$1,627,268</b>	<b>\$1,992,268</b>	<b>\$1,992,268</b>	<b>\$1,912,577</b>	<b>\$1,912,577</b>
<b>Method of Financing:</b>						
1	General Revenue Fund	\$1,627,268	\$1,992,268	\$1,992,268	\$1,912,577	\$1,912,577
<b>SUBTOTAL, MOF (GENERAL REVENUE FUNDS)</b>		<b>\$1,627,268</b>	<b>\$1,992,268</b>	<b>\$1,992,268</b>	<b>\$1,912,577</b>	<b>\$1,912,577</b>

**3.A. Strategy Request**  
 85th Regular Session, Agency Submission, Version 1  
 Automated Budget and Evaluation System of Texas (ABEST)

10/17/2016 8:53:25AM

**733 Texas Tech University**

GOAL: 3 Provide Special Item Support  
 OBJECTIVE: 2 Research Special Item Support Service Categories:  
 STRATEGY: 1 Research to Enhance Ag Production & Add Value to Ag Products in Texas Service: 21 Income: A.2 Age: B.3

CODE	DESCRIPTION	Exp 2015	Est 2016	Bud 2017	BL 2018	BL 2019
<b>TOTAL, METHOD OF FINANCE (INCLUDING RIDERS)</b>					<b>\$1,912,577</b>	<b>\$1,912,577</b>
<b>TOTAL, METHOD OF FINANCE (EXCLUDING RIDERS)</b>		<b>\$1,627,268</b>	<b>\$1,992,268</b>	<b>\$1,992,268</b>	<b>\$1,912,577</b>	<b>\$1,912,577</b>
<b>FULL TIME EQUIVALENT POSITIONS:</b>		<b>36.0</b>	<b>36.8</b>	<b>36.8</b>	<b>35.8</b>	<b>35.8</b>

**STRATEGY DESCRIPTION AND JUSTIFICATION:**

This line is focused on enhancing profitability, productivity, safety, and security of agricultural and natural resource enterprises in Texas. Decreasing groundwater resources, rising input costs, uncertainties about farm and trade policies, and rapidly expanding global competition are affecting the economic viability of the Texas agricultural and natural resources industries, increasing the need for research and technologies to meet these challenges. Texas Tech scientists are uniquely positioned to provide the interdisciplinary research needed to enhance the viability of Texas agriculture, entrepreneurial skills of producers, and job creation in rural and urban communities. Through cooperative efforts with Texas A&M AgriLife Research and Extension, the USDA-Agricultural Research Service, and agri-businesses, Texas Tech has developed nationally recognized programs and is leveraging state funds for increased federal funding. Programs supported by this line advance the Texas Tech strategic priority to enhance and expand research through experimental studies in food, fiber, natural resources, and environmental sciences, as well as application and commercialization of research findings. Specific research initiatives include: sustainable water, land, and resource management; value-added product development; rangeland, crop, forage, livestock, and wildlife management systems; food product safety; farm policy and trade; plant genomics; natural fiber and textile technology; viticulture and enology.

**EXTERNAL/INTERNAL FACTORS IMPACTING STRATEGY:**

**3.A. Strategy Request**  
 85th Regular Session, Agency Submission, Version 1  
 Automated Budget and Evaluation System of Texas (ABEST)

10/17/2016 8:53:25AM

**733 Texas Tech University**

GOAL: 3 Provide Special Item Support  
 OBJECTIVE: 2 Research Special Item Support Service Categories:  
 STRATEGY: 1 Research to Enhance Ag Production & Add Value to Ag Products in Texas Service: 21 Income: A.2 Age: B.3

CODE	DESCRIPTION	Exp 2015	Est 2016	Bud 2017	BL 2018	BL 2019
------	-------------	----------	----------	----------	---------	---------

This Special Item includes the Viticulture and Enology Program wine-related revenue funding allocated beginning in the year ending August 31, 2016 due to the enactment of SB 881 ,84th Legislature, Regular Session.

Additional information for this strategy is available in Schedule 9, Special Item Information.

**EXPLANATION OF BIENNIAL CHANGE (includes Rider amounts):**

<u>STRATEGY BIENNIAL TOTAL - ALL FUNDS</u>		<u>BIENNIAL CHANGE</u>	<u>EXPLANATION OF BIENNIAL CHANGE</u>	
<u>Base Spending (Est 2016 + Bud 2017)</u>	<u>Baseline Request (BL 2018 + BL 2019)</u>		<u>\$ Amount</u>	<u>Explanation(s) of Amount (must specify MOFs and FTEs)</u>
\$3,984,536	\$3,825,154	\$(159,382)	\$(159,382)	4% Base Reduction
			<b>\$(159,382)</b>	<b>Total of Explanation of Biennial Change</b>

**3.A. Strategy Request**  
 85th Regular Session, Agency Submission, Version 1  
 Automated Budget and Evaluation System of Texas (ABEST)

10/17/2016 8:53:25AM

**733 Texas Tech University**

GOAL: 3 Provide Special Item Support  
 OBJECTIVE: 2 Research Special Item Support  
 STRATEGY: 2 Research in Energy Production and Environmental Protection in Texas

Service Categories:  
 Service: 21      Income: A.2      Age: B.3

CODE	DESCRIPTION	Exp 2015	Est 2016	Bud 2017	BL 2018	BL 2019
<b>Objects of Expense:</b>						
1001	SALARIES AND WAGES	\$228,210	\$277,859	\$277,859	\$266,744	\$266,744
1002	OTHER PERSONNEL COSTS	\$5,010	\$5,336	\$5,336	\$5,123	\$5,123
1005	FACULTY SALARIES	\$291,353	\$281,800	\$281,800	\$270,528	\$270,528
1010	PROFESSIONAL SALARIES	\$50,890	\$17,863	\$17,863	\$17,149	\$17,149
2002	FUELS AND LUBRICANTS	\$255	\$1,161	\$1,161	\$1,114	\$1,114
2003	CONSUMABLE SUPPLIES	\$29,613	\$10,179	\$10,179	\$9,771	\$9,771
2004	UTILITIES	\$12,668	\$13,364	\$13,364	\$12,830	\$12,830
2005	TRAVEL	\$3,542	\$0	\$0	\$0	\$0
2007	RENT - MACHINE AND OTHER	\$4,753	\$4,238	\$4,238	\$4,069	\$4,069
2009	OTHER OPERATING EXPENSE	\$42,807	\$55,808	\$55,808	\$53,575	\$53,575
5000	CAPITAL EXPENDITURES	\$20,449	\$21,942	\$21,942	\$21,065	\$21,065
<b>TOTAL, OBJECT OF EXPENSE</b>		<b>\$689,550</b>	<b>\$689,550</b>	<b>\$689,550</b>	<b>\$661,968</b>	<b>\$661,968</b>
<b>Method of Financing:</b>						
1	General Revenue Fund	\$689,550	\$689,550	\$689,550	\$661,968	\$661,968
<b>SUBTOTAL, MOF (GENERAL REVENUE FUNDS)</b>		<b>\$689,550</b>	<b>\$689,550</b>	<b>\$689,550</b>	<b>\$661,968</b>	<b>\$661,968</b>

**3.A. Strategy Request**  
 85th Regular Session, Agency Submission, Version 1  
 Automated Budget and Evaluation System of Texas (ABEST)

10/17/2016 8:53:25AM

**733 Texas Tech University**

GOAL: 3 Provide Special Item Support  
 OBJECTIVE: 2 Research Special Item Support Service Categories:  
 STRATEGY: 2 Research in Energy Production and Environmental Protection in Texas Service: 21 Income: A.2 Age: B.3

CODE	DESCRIPTION	Exp 2015	Est 2016	Bud 2017	BL 2018	BL 2019
<b>TOTAL, METHOD OF FINANCE (INCLUDING RIDERS)</b>					<b>\$661,968</b>	<b>\$661,968</b>
<b>TOTAL, METHOD OF FINANCE (EXCLUDING RIDERS)</b>		<b>\$689,550</b>	<b>\$689,550</b>	<b>\$689,550</b>	<b>\$661,968</b>	<b>\$661,968</b>
<b>FULL TIME EQUIVALENT POSITIONS:</b>		<b>10.1</b>	<b>10.1</b>	<b>10.1</b>	<b>10.1</b>	<b>10.1</b>

**STRATEGY DESCRIPTION AND JUSTIFICATION:**

Helping Texas maintain a healthy sustainable economy through the development of new technologies into reasonably priced, environmentally responsible, sustainable sources of energy and water. The Water Resources Center (WRC) directs interdisciplinary research in water quantity and quality; regulatory and resource allocation policy; watershed management; production and treatment of brackish water for potable supply; water reuse and recycling; and remediation of contaminated soil and water. The National Wind Institute (NWI) has established an international reputation for advanced wind-related research, education and outreach activities. The Cooperative Biological Research Database (CBD) contains biological data (specimen, genetic, and metadata) that can be used to address questions pertaining to genomics and bioinformatics, threatened and endangered species, energy related development, wildlife conservation, public health (zoonoses and epidemiology), ecotoxicology, agriculture, education, economic development, and basic biological research. The Whitacre College of Engineering (WCOE) efforts in the areas of solar energy, biofuels, large and small scale energy storage will provide numerous opportunities for the state of Texas to be competitive in job creation and economic development.

**EXTERNAL/INTERNAL FACTORS IMPACTING STRATEGY:**

Additional information for this strategy is available in Schedule 9, Special Item Information.

**3.A. Strategy Request**  
 85th Regular Session, Agency Submission, Version 1  
 Automated Budget and Evaluation System of Texas (ABEST)

10/17/2016 8:53:25AM

**733 Texas Tech University**

GOAL: 3 Provide Special Item Support  
 OBJECTIVE: 2 Research Special Item Support Service Categories:  
 STRATEGY: 2 Research in Energy Production and Environmental Protection in Texas Service: 21 Income: A.2 Age: B.3

CODE	DESCRIPTION	Exp 2015	Est 2016	Bud 2017	BL 2018	BL 2019
------	-------------	----------	----------	----------	---------	---------

**EXPLANATION OF BIENNIAL CHANGE (includes Rider amounts):**

<u>STRATEGY BIENNIAL TOTAL - ALL FUNDS</u>		<u>BIENNIAL CHANGE</u>	<u>EXPLANATION OF BIENNIAL CHANGE</u>	
<u>Base Spending (Est 2016 + Bud 2017)</u>	<u>Baseline Request (BL 2018 + BL 2019)</u>		<u>\$ Amount</u>	<u>Explanation(s) of Amount (must specify MOFs and FTEs)</u>
\$1,379,100	\$1,323,936	\$(55,164)	\$(55,164)	4% Base Reduction
			<b>\$(55,164)</b>	<b>Total of Explanation of Biennial Change</b>



**3.A. Strategy Request**  
 85th Regular Session, Agency Submission, Version 1  
 Automated Budget and Evaluation System of Texas (ABEST)

10/17/2016 8:53:25AM

**733 Texas Tech University**

GOAL: 3 Provide Special Item Support  
 OBJECTIVE: 2 Research Special Item Support  
 STRATEGY: 3 Research in Emerging Technologies and Economic Development in Texas

Service Categories:  
 Service: 21      Income: A.2      Age: B.3

CODE	DESCRIPTION	Exp 2015	Est 2016	Bud 2017	BL 2018	BL 2019
<b>Objects of Expense:</b>						
1001	SALARIES AND WAGES	\$182,450	\$281,038	\$281,038	\$269,797	\$269,797
1002	OTHER PERSONNEL COSTS	\$1,440	\$1,362	\$1,362	\$1,308	\$1,308
1005	FACULTY SALARIES	\$0	\$63,906	\$63,906	\$61,350	\$61,350
2001	PROFESSIONAL FEES AND SERVICES	\$9,266	\$9,039	\$9,039	\$8,677	\$8,677
2003	CONSUMABLE SUPPLIES	\$973	\$0	\$0	\$0	\$0
2004	UTILITIES	\$279	\$263	\$263	\$252	\$252
2005	TRAVEL	\$12,134	\$6,762	\$6,762	\$6,492	\$6,492
2007	RENT - MACHINE AND OTHER	\$0	\$4,508	\$4,508	\$4,327	\$4,327
2009	OTHER OPERATING EXPENSE	\$30,938	\$20,602	\$20,602	\$19,778	\$19,778
<b>TOTAL, OBJECT OF EXPENSE</b>		<b>\$237,480</b>	<b>\$387,480</b>	<b>\$387,480</b>	<b>\$371,981</b>	<b>\$371,981</b>
<b>Method of Financing:</b>						
1	General Revenue Fund	\$237,480	\$387,480	\$387,480	\$371,981	\$371,981
<b>SUBTOTAL, MOF (GENERAL REVENUE FUNDS)</b>		<b>\$237,480</b>	<b>\$387,480</b>	<b>\$387,480</b>	<b>\$371,981</b>	<b>\$371,981</b>

**3.A. Strategy Request**  
 85th Regular Session, Agency Submission, Version 1  
 Automated Budget and Evaluation System of Texas (ABEST)

10/17/2016 8:53:25AM

**733 Texas Tech University**

GOAL: 3 Provide Special Item Support  
 OBJECTIVE: 2 Research Special Item Support Service Categories:  
 STRATEGY: 3 Research in Emerging Technologies and Economic Development in Texas Service: 21 Income: A.2 Age: B.3

CODE	DESCRIPTION	Exp 2015	Est 2016	Bud 2017	BL 2018	BL 2019
<b>TOTAL, METHOD OF FINANCE (INCLUDING RIDERS)</b>					<b>\$371,981</b>	<b>\$371,981</b>
<b>TOTAL, METHOD OF FINANCE (EXCLUDING RIDERS)</b>		<b>\$237,480</b>	<b>\$387,480</b>	<b>\$387,480</b>	<b>\$371,981</b>	<b>\$371,981</b>
<b>FULL TIME EQUIVALENT POSITIONS:</b>		<b>3.6</b>	<b>5.2</b>	<b>5.2</b>	<b>5.2</b>	<b>5.2</b>

**STRATEGY DESCRIPTION AND JUSTIFICATION:**

To enhance the Texas economy by discovering new knowledge and thereby creating more effective workforces and informed citizenry. As a research seed program, this funding has been instrumental in providing pilot data crucial to leveraging external funding from federal agencies and private foundations. Findings are used to enhance the human condition for citizens of the State, with the intended outcome of reducing the burden on social and governmental services, and improve family relations. For example research on rural tourism, the “greening” of the hospitality and healthcare industry both provide important new data on evolving markets and improving marketing efficiency. This funding is also used to advance promising new technologies and supports the Texas Wine Marketing Research Institute, thus enabling TTU to bring forward opportunities of significant benefit to the State of Texas, the nation and the world beyond.

**EXTERNAL/INTERNAL FACTORS IMPACTING STRATEGY:**

This Special Item includes the Texas Wine/MKTG Research Institute wine-related revenue funding allocated beginning in the year ending August 31, 2016 due to the enactment of SB 881, 84th Legislature, Regular Session.

Additional information for this strategy is available in Schedule 9, Special Item Information.

**3.A. Strategy Request**  
 85th Regular Session, Agency Submission, Version 1  
 Automated Budget and Evaluation System of Texas (ABEST)

10/17/2016 8:53:25AM

**733 Texas Tech University**

GOAL: 3 Provide Special Item Support  
 OBJECTIVE: 2 Research Special Item Support Service Categories:  
 STRATEGY: 3 Research in Emerging Technologies and Economic Development in Texas Service: 21 Income: A.2 Age: B.3

CODE	DESCRIPTION	Exp 2015	Est 2016	Bud 2017	BL 2018	BL 2019
------	-------------	----------	----------	----------	---------	---------

**EXPLANATION OF BIENNIAL CHANGE (includes Rider amounts):**

<u>STRATEGY BIENNIAL TOTAL - ALL FUNDS</u>		<u>BIENNIAL CHANGE</u>	<u>EXPLANATION OF BIENNIAL CHANGE</u>	
<u>Base Spending (Est 2016 + Bud 2017)</u>	<u>Baseline Request (BL 2018 + BL 2019)</u>		<u>\$ Amount</u>	<u>Explanation(s) of Amount (must specify MOFs and FTEs)</u>
\$774,960	\$743,962	\$(30,998)	\$(30,998)	4% Base Reduction
			<b>\$(30,998)</b>	<b>Total of Explanation of Biennial Change</b>

**3.A. Strategy Request**  
 85th Regular Session, Agency Submission, Version 1  
 Automated Budget and Evaluation System of Texas (ABEST)

10/17/2016 8:53:25AM

**733 Texas Tech University**

GOAL: 3 Provide Special Item Support  
 OBJECTIVE: 2 Research Special Item Support  
 STRATEGY: 4 Texas Wine and Marketing Research Institute

Service Categories:  
 Service: 19 Income: A.2 Age: B.3

CODE	DESCRIPTION	Exp 2015	Est 2016	Bud 2017	BL 2018	BL 2019
<b>Objects of Expense:</b>						
1001	SALARIES AND WAGES	\$0	\$0	\$0	\$0	\$0
<b>TOTAL, OBJECT OF EXPENSE</b>		<b>\$0</b>	<b>\$0</b>	<b>\$0</b>	<b>\$0</b>	<b>\$0</b>
<b>Method of Financing:</b>						
1	General Revenue Fund	\$0	\$0	\$0	\$0	\$0
<b>SUBTOTAL, MOF (GENERAL REVENUE FUNDS)</b>		<b>\$0</b>	<b>\$0</b>	<b>\$0</b>	<b>\$0</b>	<b>\$0</b>
<b>TOTAL, METHOD OF FINANCE (INCLUDING RIDERS)</b>					<b>\$0</b>	<b>\$0</b>
<b>TOTAL, METHOD OF FINANCE (EXCLUDING RIDERS)</b>		<b>\$0</b>	<b>\$0</b>	<b>\$0</b>	<b>\$0</b>	<b>\$0</b>

**FULL TIME EQUIVALENT POSITIONS:**

**STRATEGY DESCRIPTION AND JUSTIFICATION:**

The Texas Wine Marketing Research Institute strategy activity has been moved to strategy 3-2-3, Research in Emerging Technologies and Economic Development in Texas, where the existing funds for the Texas Wine Marketing Research Institute are allocated.

**EXTERNAL/INTERNAL FACTORS IMPACTING STRATEGY:**

Additional information for this strategy is available in Schedule 9, Special Item Information.

**3.A. Strategy Request**  
 85th Regular Session, Agency Submission, Version 1  
 Automated Budget and Evaluation System of Texas (ABEST)

10/17/2016 8:53:25AM

**733 Texas Tech University**

GOAL: 3 Provide Special Item Support  
 OBJECTIVE: 2 Research Special Item Support  
 STRATEGY: 4 Texas Wine and Marketing Research Institute

Service Categories:  
 Service: 19 Income: A.2 Age: B.3

CODE	DESCRIPTION	Exp 2015	Est 2016	Bud 2017	BL 2018	BL 2019
------	-------------	----------	----------	----------	---------	---------

**EXPLANATION OF BIENNIAL CHANGE (includes Rider amounts):**

<u>STRATEGY BIENNIAL TOTAL - ALL FUNDS</u>		<u>BIENNIAL CHANGE</u>	<u>EXPLANATION OF BIENNIAL CHANGE</u>	
<u>Base Spending (Est 2016 + Bud 2017)</u>	<u>Baseline Request (BL 2018 + BL 2019)</u>		<u>\$ Amount</u>	<u>Explanation(s) of Amount (must specify MOFs and FTEs)</u>
\$0	\$0	\$0	\$0	The revenue and expenses have been moved to strategy 3-2-3.
			<b>\$0</b>	<b>Total of Explanation of Biennial Change</b>

**3.A. Strategy Request**  
 85th Regular Session, Agency Submission, Version 1  
 Automated Budget and Evaluation System of Texas (ABEST)

10/17/2016 8:53:25AM

**733 Texas Tech University**

GOAL: 3 Provide Special Item Support  
 OBJECTIVE: 2 Research Special Item Support  
 STRATEGY: 5 Viticulture and Enology Program

Service Categories:

Service: 19      Income: A.2      Age: B.3

CODE	DESCRIPTION	Exp 2015	Est 2016	Bud 2017	BL 2018	BL 2019
<b>Objects of Expense:</b>						
1001	SALARIES AND WAGES	\$0	\$0	\$0	\$0	\$0
<b>TOTAL, OBJECT OF EXPENSE</b>		<b>\$0</b>	<b>\$0</b>	<b>\$0</b>	<b>\$0</b>	<b>\$0</b>
<b>Method of Financing:</b>						
1	General Revenue Fund	\$0	\$0	\$0	\$0	\$0
<b>SUBTOTAL, MOF (GENERAL REVENUE FUNDS)</b>		<b>\$0</b>	<b>\$0</b>	<b>\$0</b>	<b>\$0</b>	<b>\$0</b>
<b>TOTAL, METHOD OF FINANCE (INCLUDING RIDERS)</b>					<b>\$0</b>	<b>\$0</b>
<b>TOTAL, METHOD OF FINANCE (EXCLUDING RIDERS)</b>		<b>\$0</b>	<b>\$0</b>	<b>\$0</b>	<b>\$0</b>	<b>\$0</b>

**FULL TIME EQUIVALENT POSITIONS:**

**STRATEGY DESCRIPTION AND JUSTIFICATION:**

The Viticulture and Enology Program strategy activity has been moved to strategy 3-2-1, Research to Enhance Ag Production & Add Value to Ag Products in Texas, where it appropriately fits with the agricultural research program.

**EXTERNAL/INTERNAL FACTORS IMPACTING STRATEGY:**

Additional information for this strategy is available in Schedule 9, Special Item Information.

**3.A. Strategy Request**  
 85th Regular Session, Agency Submission, Version 1  
 Automated Budget and Evaluation System of Texas (ABEST)

10/17/2016 8:53:25AM

**733 Texas Tech University**

GOAL: 3 Provide Special Item Support  
 OBJECTIVE: 2 Research Special Item Support  
 STRATEGY: 5 Viticulture and Enology Program

Service Categories:  
 Service: 19 Income: A.2 Age: B.3

CODE	DESCRIPTION	Exp 2015	Est 2016	Bud 2017	BL 2018	BL 2019
------	-------------	----------	----------	----------	---------	---------

**EXPLANATION OF BIENNIAL CHANGE (includes Rider amounts):**

<u>STRATEGY BIENNIAL TOTAL - ALL FUNDS</u>		<u>BIENNIAL CHANGE</u>	<u>EXPLANATION OF BIENNIAL CHANGE</u>	
<u>Base Spending (Est 2016 + Bud 2017)</u>	<u>Baseline Request (BL 2018 + BL 2019)</u>		<u>\$ Amount</u>	<u>Explanation(s) of Amount (must specify MOFs and FTEs)</u>
\$0	\$0	\$0	\$0	The revenue and expenses have been moved to strategy 3-2-1.
			<b>\$0</b>	<b>Total of Explanation of Biennial Change</b>

**3.A. Strategy Request**  
 85th Regular Session, Agency Submission, Version 1  
 Automated Budget and Evaluation System of Texas (ABEST)

10/17/2016 8:53:25AM

**733 Texas Tech University**

GOAL: 3 Provide Special Item Support  
 OBJECTIVE: 3 Public Service Special Item Support  
 STRATEGY: 1 Junction Annex Operation

Service Categories:  
 Service: 19      Income: A.2      Age: B.3

CODE	DESCRIPTION	Exp 2015	Est 2016	Bud 2017	BL 2018	BL 2019
<b>Objects of Expense:</b>						
1001	SALARIES AND WAGES	\$202,662	\$206,028	\$206,028	\$206,027	\$206,027
1002	OTHER PERSONNEL COSTS	\$8,668	\$6,958	\$6,958	\$6,958	\$6,958
2002	FUELS AND LUBRICANTS	\$2,043	\$1,524	\$1,524	\$1,463	\$1,463
2003	CONSUMABLE SUPPLIES	\$2,086	\$1,726	\$1,726	\$1,657	\$1,657
2004	UTILITIES	\$37,547	\$38,146	\$38,146	\$28,101	\$28,101
2005	TRAVEL	\$214	\$1,422	\$1,422	\$1,365	\$1,365
2009	OTHER OPERATING EXPENSE	\$5,126	\$2,542	\$2,542	\$2,441	\$2,441
<b>TOTAL, OBJECT OF EXPENSE</b>		<b>\$258,346</b>	<b>\$258,346</b>	<b>\$258,346</b>	<b>\$248,012</b>	<b>\$248,012</b>
<b>Method of Financing:</b>						
1	General Revenue Fund	\$258,346	\$258,346	\$258,346	\$248,012	\$248,012
<b>SUBTOTAL, MOF (GENERAL REVENUE FUNDS)</b>		<b>\$258,346</b>	<b>\$258,346</b>	<b>\$258,346</b>	<b>\$248,012</b>	<b>\$248,012</b>
<b>TOTAL, METHOD OF FINANCE (INCLUDING RIDERS)</b>					<b>\$248,012</b>	<b>\$248,012</b>
<b>TOTAL, METHOD OF FINANCE (EXCLUDING RIDERS)</b>		<b>\$258,346</b>	<b>\$258,346</b>	<b>\$258,346</b>	<b>\$248,012</b>	<b>\$248,012</b>
<b>FULL TIME EQUIVALENT POSITIONS:</b>		<b>4.7</b>	<b>4.7</b>	<b>4.7</b>	<b>4.7</b>	<b>4.7</b>



**3.A. Strategy Request**  
 85th Regular Session, Agency Submission, Version 1  
 Automated Budget and Evaluation System of Texas (ABEST)

10/17/2016 8:53:25AM

**733 Texas Tech University**

GOAL: 3 Provide Special Item Support  
 OBJECTIVE: 3 Public Service Special Item Support Service Categories:  
 STRATEGY: 1 Junction Annex Operation Service: 19 Income: A.2 Age: B.3

CODE	DESCRIPTION	Exp 2015	Est 2016	Bud 2017	BL 2018	BL 2019
------	-------------	----------	----------	----------	---------	---------

**STRATEGY DESCRIPTION AND JUSTIFICATION:**

Texas Tech University Center at Junction (TTUCJ) provides academic, research and engagement programs to expand education, economic, workforce, and cultural opportunities throughout the Western Hill Country region. TTUCJ manages facilities for college-level students and faculty; K-12 students, teachers and parents; and state, regional and community organizations in a unique learning environment related to the South Llano River ecosystem. TTUCJ is home to the Llano River Field Station (LRFS) whose mission is to encourage, conduct, and coordinate basic and applied research projects focusing on water/watersheds, exotic species, range management, natural resources, ecological restoration and environmental education. The largest (over 400 acres) inland field station in Texas, bisected by the headwaters of the South Llano River, places primary emphasis on critical research, education, engagement on natural resources, water/watershed and biological diversity of the Central Texas Hill Country. The LRFS provides TTU a gateway to Central Texas and is a nationally recognized center for excellence, with multipurpose, multidisciplinary research, education and engagement programs focusing on identification of issues associated with natural resources management and policy. The research conducted at the LRFS addresses the understanding and potential solutions to natural resource education, management, and policy needs for the region and state, with national and international implications.

**EXTERNAL/INTERNAL FACTORS IMPACTING STRATEGY:**

Additional information for this strategy is available in Schedule 9, Special Item Information.

**EXPLANATION OF BIENNIAL CHANGE (includes Rider amounts):**

STRATEGY BIENNIAL TOTAL - ALL FUNDS		BIENNIAL CHANGE	EXPLANATION OF BIENNIAL CHANGE	
Base Spending (Est 2016 + Bud 2017)	Baseline Request (BL 2018 + BL 2019)		\$ Amount	Explanation(s) of Amount (must specify MOFs and FTEs)
\$516,692	\$496,024	\$(20,668)	\$(20,668)	4% Base Reduction
			<b>\$(20,668)</b>	<b>Total of Explanation of Biennial Change</b>

**3.A. Strategy Request**  
 85th Regular Session, Agency Submission, Version 1  
 Automated Budget and Evaluation System of Texas (ABEST)

10/17/2016 8:53:25AM

**733 Texas Tech University**

GOAL: 3 Provide Special Item Support  
 OBJECTIVE: 3 Public Service Special Item Support  
 STRATEGY: 2 Hill Country Educational Network

Service Categories:  
 Service: 19      Income: A.2      Age: B.3

CODE	DESCRIPTION	Exp 2015	Est 2016	Bud 2017	BL 2018	BL 2019
<b>Objects of Expense:</b>						
1001	SALARIES AND WAGES	\$237,055	\$355,033	\$355,033	\$340,833	\$340,833
1002	OTHER PERSONNEL COSTS	\$2,260	\$2,864	\$2,864	\$2,749	\$2,749
1005	FACULTY SALARIES	\$147,305	\$68,456	\$68,456	\$65,718	\$65,718
2003	CONSUMABLE SUPPLIES	\$2,890	\$375	\$375	\$360	\$360
2004	UTILITIES	\$21,140	\$18,944	\$18,944	\$18,186	\$18,186
2005	TRAVEL	\$546	\$186	\$186	\$178	\$178
2007	RENT - MACHINE AND OTHER	\$1,101	\$1,301	\$1,301	\$1,249	\$1,249
2009	OTHER OPERATING EXPENSE	\$41,922	\$7,060	\$7,060	\$6,777	\$6,777
<b>TOTAL, OBJECT OF EXPENSE</b>		<b>\$454,219</b>	<b>\$454,219</b>	<b>\$454,219</b>	<b>\$436,050</b>	<b>\$436,050</b>
<b>Method of Financing:</b>						
1	General Revenue Fund	\$454,219	\$454,219	\$454,219	\$436,050	\$436,050
<b>SUBTOTAL, MOF (GENERAL REVENUE FUNDS)</b>		<b>\$454,219</b>	<b>\$454,219</b>	<b>\$454,219</b>	<b>\$436,050</b>	<b>\$436,050</b>

**3.A. Strategy Request**  
 85th Regular Session, Agency Submission, Version 1  
 Automated Budget and Evaluation System of Texas (ABEST)

10/17/2016 8:53:25AM

**733 Texas Tech University**

GOAL: 3 Provide Special Item Support  
 OBJECTIVE: 3 Public Service Special Item Support  
 STRATEGY: 2 Hill Country Educational Network

Service Categories:

Service: 19      Income: A.2      Age: B.3

CODE	DESCRIPTION	Exp 2015	Est 2016	Bud 2017	BL 2018	BL 2019
<b>TOTAL, METHOD OF FINANCE (INCLUDING RIDERS)</b>					<b>\$436,050</b>	<b>\$436,050</b>
<b>TOTAL, METHOD OF FINANCE (EXCLUDING RIDERS)</b>		<b>\$454,219</b>	<b>\$454,219</b>	<b>\$454,219</b>	<b>\$436,050</b>	<b>\$436,050</b>
<b>FULL TIME EQUIVALENT POSITIONS:</b>		<b>8.8</b>	<b>8.9</b>	<b>8.9</b>	<b>8.9</b>	<b>8.9</b>

**STRATEGY DESCRIPTION AND JUSTIFICATION:**

As part of the university distance education commitment, the Texas Tech University (TTU) Regional Teaching Sites at Fredericksburg and Highland Lakes were created to offer a quality education to underserved and non-traditional students throughout 14-counties in central Texas. Centrally located sites in Fredericksburg and Marble Falls provide an opportunity for local, place-bound students to overcome the three biggest barriers to the pursuit of higher education – class availability, proximity to home, and cost. TTU partners with Central Texas College (CTC) and other community colleges to provide an affordable way for citizens to earn a degree. Community college partners offer lower-division coursework toward associate degrees. Then, students transfer to Texas Tech University and complete the upper-division coursework, allowing students to complete a bachelor degree to meet their career goals.

**EXTERNAL/INTERNAL FACTORS IMPACTING STRATEGY:**

Additional information for this strategy is available in Schedule 9, Special Item Information.

**3.A. Strategy Request**  
 85th Regular Session, Agency Submission, Version 1  
 Automated Budget and Evaluation System of Texas (ABEST)

10/17/2016 8:53:25AM

**733 Texas Tech University**

GOAL: 3 Provide Special Item Support  
 OBJECTIVE: 3 Public Service Special Item Support  
 STRATEGY: 2 Hill Country Educational Network

Service Categories:  
 Service: 19 Income: A.2 Age: B.3

CODE	DESCRIPTION	Exp 2015	Est 2016	Bud 2017	BL 2018	BL 2019
------	-------------	----------	----------	----------	---------	---------

**EXPLANATION OF BIENNIAL CHANGE (includes Rider amounts):**

<u>STRATEGY BIENNIAL TOTAL - ALL FUNDS</u>		<u>BIENNIAL CHANGE</u>	<u>EXPLANATION OF BIENNIAL CHANGE</u>	
<u>Base Spending (Est 2016 + Bud 2017)</u>	<u>Baseline Request (BL 2018 + BL 2019)</u>		<u>\$ Amount</u>	<u>Explanation(s) of Amount (must specify MOFs and FTEs)</u>
\$908,438	\$872,100	\$(36,338)	\$(36,338)	4% Base Reduction
			<b>\$(36,338)</b>	<b>Total of Explanation of Biennial Change</b>

**3.A. Strategy Request**  
 85th Regular Session, Agency Submission, Version 1  
 Automated Budget and Evaluation System of Texas (ABEST)

10/17/2016 8:53:25AM

**733 Texas Tech University**

GOAL: 3 Provide Special Item Support  
 OBJECTIVE: 3 Public Service Special Item Support  
 STRATEGY: 3 Small Business Development Center

Service Categories:  
 Service: 13      Income: A.2      Age: B.3

CODE	DESCRIPTION	Exp 2015	Est 2016	Bud 2017	BL 2018	BL 2019
<b>Objects of Expense:</b>						
1001	SALARIES AND WAGES	\$1,241,138	\$1,278,310	\$1,278,310	\$1,227,178	\$1,227,178
1002	OTHER PERSONNEL COSTS	\$31,569	\$25,420	\$25,420	\$24,403	\$24,403
2001	PROFESSIONAL FEES AND SERVICES	\$7,500	\$3,653	\$3,653	\$3,507	\$3,507
2004	UTILITIES	\$0	\$5,235	\$5,235	\$5,025	\$5,025
2005	TRAVEL	\$4,812	\$1,206	\$1,206	\$1,158	\$1,158
2006	RENT - BUILDING	\$0	\$4,116	\$4,116	\$3,951	\$3,951
2009	OTHER OPERATING EXPENSE	\$65,458	\$32,537	\$32,537	\$31,236	\$31,236
<b>TOTAL, OBJECT OF EXPENSE</b>		<b>\$1,350,477</b>	<b>\$1,350,477</b>	<b>\$1,350,477</b>	<b>\$1,296,458</b>	<b>\$1,296,458</b>
<b>Method of Financing:</b>						
1	General Revenue Fund	\$1,350,477	\$1,350,477	\$1,350,477	\$1,296,458	\$1,296,458
<b>SUBTOTAL, MOF (GENERAL REVENUE FUNDS)</b>		<b>\$1,350,477</b>	<b>\$1,350,477</b>	<b>\$1,350,477</b>	<b>\$1,296,458</b>	<b>\$1,296,458</b>
<b>TOTAL, METHOD OF FINANCE (INCLUDING RIDERS)</b>					<b>\$1,296,458</b>	<b>\$1,296,458</b>
<b>TOTAL, METHOD OF FINANCE (EXCLUDING RIDERS)</b>		<b>\$1,350,477</b>	<b>\$1,350,477</b>	<b>\$1,350,477</b>	<b>\$1,296,458</b>	<b>\$1,296,458</b>
<b>FULL TIME EQUIVALENT POSITIONS:</b>		<b>19.8</b>	<b>19.8</b>	<b>19.8</b>	<b>18.8</b>	<b>18.8</b>

**3.A. Strategy Request**  
 85th Regular Session, Agency Submission, Version 1  
 Automated Budget and Evaluation System of Texas (ABEST)

10/17/2016 8:53:25AM

**733 Texas Tech University**

GOAL: 3 Provide Special Item Support  
 OBJECTIVE: 3 Public Service Special Item Support Service Categories:  
 STRATEGY: 3 Small Business Development Center Service: 13 Income: A.2 Age: B.3

CODE	DESCRIPTION	Exp 2015	Est 2016	Bud 2017	BL 2018	BL 2019
------	-------------	----------	----------	----------	---------	---------

**STRATEGY DESCRIPTION AND JUSTIFICATION:**

The NWTSBDC, housed at Texas Tech University, provides in-depth business counseling and training for small businesses within the 95 county service area. The services provided to the small business community have expanded beyond basic business counseling to include: International Trade Assistance, Manufacturing Assistance, Government Contracting, Technology Transfer, Technology/Internet assistance, Defense Transition assistance, Minority Business Assistance, and Community Economic Development and Rehabilitation.

The Small Business Development Center (SBDC) program is the largest management and technical assistance program to the small business sector in the United States. With the continuing struggle faced by the rural communities of Northwest Texas, the NWTSBDC has focused on rural small business development as its primary role in supporting the economic growth of the region. Due to the disadvantages rural businesses face in today's competitive business climate, the NWTSBDC provides extensive counseling and training assistance to rural businesses in business plan development, e-commerce development and business competitiveness on a global scale.

**EXTERNAL/INTERNAL FACTORS IMPACTING STRATEGY:**

Additional information for this strategy is available in Schedule 9, Special Item Information.

**EXPLANATION OF BIENNIAL CHANGE (includes Rider amounts):**

STRATEGY BIENNIAL TOTAL - ALL FUNDS		BIENNIAL CHANGE	EXPLANATION OF BIENNIAL CHANGE	
Base Spending (Est 2016 + Bud 2017)	Baseline Request (BL 2018 + BL 2019)		\$ Amount	Explanation(s) of Amount (must specify MOFs and FTEs)
\$2,700,954	\$2,592,916	\$(108,038)	\$(108,038)	4% Base Reduction
			<b>\$(108,038)</b>	<b>Total of Explanation of Biennial Change</b>

**3.A. Strategy Request**  
 85th Regular Session, Agency Submission, Version 1  
 Automated Budget and Evaluation System of Texas (ABEST)

10/17/2016 8:53:25AM

**733 Texas Tech University**

GOAL: 3 Provide Special Item Support  
 OBJECTIVE: 3 Public Service Special Item Support  
 STRATEGY: 4 Museums and Historical, Cultural, and Educational Centers

Service Categories:  
 Service: 04      Income: A.2      Age: B.3

CODE	DESCRIPTION	Exp 2015	Est 2016	Bud 2017	BL 2018	BL 2019
<b>Objects of Expense:</b>						
1001	SALARIES AND WAGES	\$1,403,008	\$1,420,349	\$1,420,349	\$1,363,536	\$1,363,536
1002	OTHER PERSONNEL COSTS	\$40,524	\$35,237	\$35,237	\$33,827	\$33,827
1005	FACULTY SALARIES	\$15,291	\$27,556	\$27,556	\$26,453	\$26,453
2004	UTILITIES	\$34,509	\$20,404	\$20,404	\$19,588	\$19,588
2009	OTHER OPERATING EXPENSE	\$29,732	\$19,518	\$19,518	\$18,737	\$18,737
<b>TOTAL, OBJECT OF EXPENSE</b>		<b>\$1,523,064</b>	<b>\$1,523,064</b>	<b>\$1,523,064</b>	<b>\$1,462,141</b>	<b>\$1,462,141</b>
<b>Method of Financing:</b>						
1	General Revenue Fund	\$1,523,064	\$1,523,064	\$1,523,064	\$1,462,141	\$1,462,141
<b>SUBTOTAL, MOF (GENERAL REVENUE FUNDS)</b>		<b>\$1,523,064</b>	<b>\$1,523,064</b>	<b>\$1,523,064</b>	<b>\$1,462,141</b>	<b>\$1,462,141</b>
<b>TOTAL, METHOD OF FINANCE (INCLUDING RIDERS)</b>					<b>\$1,462,141</b>	<b>\$1,462,141</b>
<b>TOTAL, METHOD OF FINANCE (EXCLUDING RIDERS)</b>		<b>\$1,523,064</b>	<b>\$1,523,064</b>	<b>\$1,523,064</b>	<b>\$1,462,141</b>	<b>\$1,462,141</b>
<b>FULL TIME EQUIVALENT POSITIONS:</b>		<b>40.5</b>	<b>37.0</b>	<b>37.0</b>	<b>36.0</b>	<b>36.0</b>

**3.A. Strategy Request**  
 85th Regular Session, Agency Submission, Version 1  
 Automated Budget and Evaluation System of Texas (ABEST)

10/17/2016 8:53:25AM

**733 Texas Tech University**

GOAL: 3 Provide Special Item Support  
 OBJECTIVE: 3 Public Service Special Item Support Service Categories:  
 STRATEGY: 4 Museums and Historical, Cultural, and Educational Centers Service: 04 Income: A.2 Age: B.3

CODE	DESCRIPTION	Exp 2015	Est 2016	Bud 2017	BL 2018	BL 2019
------	-------------	----------	----------	----------	---------	---------

**STRATEGY DESCRIPTION AND JUSTIFICATION:**

This strategy provides support to the International Cultural Center, the Lubbock Lake Landmark, the Museum of Texas Tech University, and the National Ranching Heritage Center (NRHC). Each of the four entities has a teaching and research function for university students and faculty, and an additional mission of public outreach and education locally, regionally, nationally, and globally. The collections, exhibitions, publications, and programs conducted at all four sites complement the diverse interests and roles of TTU in public and professional service. All four centers offer an inviting and informative gateway to the university and provide many citizens opportunities for direct involvement with various functions of the centers.

**EXTERNAL/INTERNAL FACTORS IMPACTING STRATEGY:**

Additional information for this strategy is available in Schedule 9, Special Item Information.

**EXPLANATION OF BIENNIAL CHANGE (includes Rider amounts):**

<u>STRATEGY BIENNIAL TOTAL - ALL FUNDS</u>		<u>BIENNIAL CHANGE</u>	<u>EXPLANATION OF BIENNIAL CHANGE</u>	
<u>Base Spending (Est 2016 + Bud 2017)</u>	<u>Baseline Request (BL 2018 + BL 2019)</u>		<u>\$ Amount</u>	<u>Explanation(s) of Amount (must specify MOFs and FTEs)</u>
\$3,046,128	\$2,924,282	\$(121,846)	\$(121,846)	4% Base Reduction
			<b>\$(121,846)</b>	<b>Total of Explanation of Biennial Change</b>



**3.A. Strategy Request**  
 85th Regular Session, Agency Submission, Version 1  
 Automated Budget and Evaluation System of Texas (ABEST)

10/17/2016 8:53:25AM

**733 Texas Tech University**

GOAL: 3 Provide Special Item Support  
 OBJECTIVE: 3 Public Service Special Item Support  
 STRATEGY: 6 Center for Financial Responsibility

Service Categories:  
 Service: 19      Income: A.2      Age: B.3

CODE	DESCRIPTION	Exp 2015	Est 2016	Bud 2017	BL 2018	BL 2019
<b>Objects of Expense:</b>						
1001	SALARIES AND WAGES	\$115,857	\$132,633	\$132,633	\$127,327	\$127,327
1002	OTHER PERSONNEL COSTS	\$740	\$831	\$831	\$798	\$798
2003	CONSUMABLE SUPPLIES	\$1,592	\$340	\$340	\$326	\$326
2004	UTILITIES	\$1,549	\$1,694	\$1,694	\$1,626	\$1,626
2005	TRAVEL	\$22,574	\$11,175	\$11,175	\$10,728	\$10,728
2006	RENT - BUILDING	\$0	\$1,640	\$1,640	\$1,575	\$1,575
2009	OTHER OPERATING EXPENSE	\$28,688	\$22,687	\$22,687	\$21,780	\$21,780
<b>TOTAL, OBJECT OF EXPENSE</b>		<b>\$171,000</b>	<b>\$171,000</b>	<b>\$171,000</b>	<b>\$164,160</b>	<b>\$164,160</b>
<b>Method of Financing:</b>						
1	General Revenue Fund	\$171,000	\$171,000	\$171,000	\$164,160	\$164,160
<b>SUBTOTAL, MOF (GENERAL REVENUE FUNDS)</b>		<b>\$171,000</b>	<b>\$171,000</b>	<b>\$171,000</b>	<b>\$164,160</b>	<b>\$164,160</b>
<b>TOTAL, METHOD OF FINANCE (INCLUDING RIDERS)</b>					<b>\$164,160</b>	<b>\$164,160</b>
<b>TOTAL, METHOD OF FINANCE (EXCLUDING RIDERS)</b>		<b>\$171,000</b>	<b>\$171,000</b>	<b>\$171,000</b>	<b>\$164,160</b>	<b>\$164,160</b>
<b>FULL TIME EQUIVALENT POSITIONS:</b>		<b>1.4</b>	<b>1.9</b>	<b>1.9</b>	<b>1.9</b>	<b>1.9</b>

**3.A. Strategy Request**  
 85th Regular Session, Agency Submission, Version 1  
 Automated Budget and Evaluation System of Texas (ABEST)

10/17/2016 8:53:25AM

**733 Texas Tech University**

GOAL: 3 Provide Special Item Support  
 OBJECTIVE: 3 Public Service Special Item Support Service Categories:  
 STRATEGY: 6 Center for Financial Responsibility Service: 19 Income: A.2 Age: B.3

CODE	DESCRIPTION	Exp 2015	Est 2016	Bud 2017	BL 2018	BL 2019
------	-------------	----------	----------	----------	---------	---------

**STRATEGY DESCRIPTION AND JUSTIFICATION:**

The Center for Financial Responsibility (CFR) mission is to help Texas citizens achieve personal responsibility in retirement planning, debt management, and financial literacy by conducting research and the delivery of financial knowledge to citizens, financial services professionals, fiduciaries and teachers. The CFR focuses on the financial well-being of Texas citizens by emphasizing increasing savings and financial preparation for retirement. The CFR develops financial literacy resources to prevent individual bankruptcies and financial hardships that negatively affect state and local economies. Texas institutions of higher education and those students graduating with high debt loads from student loans and credit card abuse are served through research and service from the nationally recognized Red-to-Black Financial Counseling Center (R2B) and state-wide financial literacy research with Texas adults. The R2B model earns national recognition as a means of increasing retention and matriculation rates. Another goal is to increase the number of academic programs in Personal Financial Planning (PFP) with emphasis on minority institutions throughout Texas and focusing on availability of general education classes in personal finance to increase student body financial literacy. Expanded assistance from CFR personnel to establish financial literacy courses and financial planning programs within minority colleges and universities throughout Texas is on-going.

**EXTERNAL/INTERNAL FACTORS IMPACTING STRATEGY:**

Additional information for this strategy is available in Schedule 9, Special Item Information.

**EXPLANATION OF BIENNIAL CHANGE (includes Rider amounts):**

<u>STRATEGY BIENNIAL TOTAL - ALL FUNDS</u>		<u>BIENNIAL CHANGE</u>	<u>EXPLANATION OF BIENNIAL CHANGE</u>	
<u>Base Spending (Est 2016 + Bud 2017)</u>	<u>Baseline Request (BL 2018 + BL 2019)</u>		<u>\$ Amount</u>	<u>Explanation(s) of Amount (must specify MOFs and FTEs)</u>
\$342,000	\$328,320	\$(13,680)	\$(13,680)	4% Base Reduction
			<b>\$(13,680)</b>	<b>Total of Explanation of Biennial Change</b>

**3.A. Strategy Request**  
 85th Regular Session, Agency Submission, Version 1  
 Automated Budget and Evaluation System of Texas (ABEST)

10/17/2016 8:53:25AM

**733 Texas Tech University**

GOAL: 3 Provide Special Item Support  
 OBJECTIVE: 4 Institutional Support Special Item Support  
 STRATEGY: 1 Institutional Enhancement

Service Categories:  
 Service: 19      Income: A.2      Age: B.3

CODE	DESCRIPTION	Exp 2015	Est 2016	Bud 2017	BL 2018	BL 2019
<b>Objects of Expense:</b>						
1001	SALARIES AND WAGES	\$4,083,851	\$4,083,850	\$4,083,850	\$4,083,849	\$4,083,850
1002	OTHER PERSONNEL COSTS	\$70,059	\$70,059	\$70,059	\$70,059	\$70,059
1005	FACULTY SALARIES	\$2,113,088	\$2,113,088	\$2,113,088	\$2,113,088	\$2,113,088
1010	PROFESSIONAL SALARIES	\$227,464	\$227,464	\$227,464	\$227,464	\$227,464
2001	PROFESSIONAL FEES AND SERVICES	\$5,000	\$5,000	\$5,000	\$4,800	\$4,800
2003	CONSUMABLE SUPPLIES	\$13,022	\$13,022	\$13,022	\$12,501	\$12,501
2007	RENT - MACHINE AND OTHER	\$220	\$220	\$220	\$211	\$211
2009	OTHER OPERATING EXPENSE	\$481,464	\$481,465	\$481,465	\$202,429	\$202,429
3001	CLIENT SERVICES	\$63,914	\$64,323	\$64,323	\$64,323	\$64,323
5000	CAPITAL EXPENDITURES	\$92,550	\$92,550	\$92,550	\$88,848	\$88,848
<b>TOTAL, OBJECT OF EXPENSE</b>		<b>\$7,150,632</b>	<b>\$7,151,041</b>	<b>\$7,151,041</b>	<b>\$6,867,572</b>	<b>\$6,867,573</b>
<b>Method of Financing:</b>						
1	General Revenue Fund	\$7,086,718	\$7,086,718	\$7,086,718	\$6,803,249	\$6,803,250
<b>SUBTOTAL, MOF (GENERAL REVENUE FUNDS)</b>		<b>\$7,086,718</b>	<b>\$7,086,718</b>	<b>\$7,086,718</b>	<b>\$6,803,249</b>	<b>\$6,803,250</b>
<b>Method of Financing:</b>						
802	License Plate Trust Fund No. 0802	\$63,914	\$64,323	\$64,323	\$64,323	\$64,323

**3.A. Strategy Request**  
 85th Regular Session, Agency Submission, Version 1  
 Automated Budget and Evaluation System of Texas (ABEST)

10/17/2016 8:53:25AM

**733 Texas Tech University**

GOAL: 3 Provide Special Item Support  
 OBJECTIVE: 4 Institutional Support Special Item Support  
 STRATEGY: 1 Institutional Enhancement

Service Categories:  
 Service: 19 Income: A.2 Age: B.3

CODE	DESCRIPTION	Exp 2015	Est 2016	Bud 2017	BL 2018	BL 2019
<b>SUBTOTAL, MOF (OTHER FUNDS)</b>		\$63,914	\$64,323	\$64,323	\$64,323	\$64,323
<b>TOTAL, METHOD OF FINANCE (INCLUDING RIDERS)</b>					\$6,867,572	\$6,867,573
<b>TOTAL, METHOD OF FINANCE (EXCLUDING RIDERS)</b>		\$7,150,632	\$7,151,041	\$7,151,041	\$6,867,572	\$6,867,573
<b>FULL TIME EQUIVALENT POSITIONS:</b>		70.8	71.9	71.9	68.9	68.9

**STRATEGY DESCRIPTION AND JUSTIFICATION:**

The mission of this special line item is to support and enhance the academic research environment at Texas Tech University, preparing students to be the workforce of tomorrow for Texas.

**EXTERNAL/INTERNAL FACTORS IMPACTING STRATEGY:**

Additional information for this strategy is available in Schedule 9, Special Item Information.

**3.A. Strategy Request**  
 85th Regular Session, Agency Submission, Version 1  
 Automated Budget and Evaluation System of Texas (ABEST)

10/17/2016 8:53:25AM

**733 Texas Tech University**

GOAL: 3 Provide Special Item Support  
 OBJECTIVE: 4 Institutional Support Special Item Support  
 STRATEGY: 1 Institutional Enhancement

Service Categories:  
 Service: 19 Income: A.2 Age: B.3

CODE	DESCRIPTION	Exp 2015	Est 2016	Bud 2017	BL 2018	BL 2019
------	-------------	----------	----------	----------	---------	---------

**EXPLANATION OF BIENNIAL CHANGE (includes Rider amounts):**

<u>STRATEGY BIENNIAL TOTAL - ALL FUNDS</u>		<u>BIENNIAL CHANGE</u>	<u>EXPLANATION OF BIENNIAL CHANGE</u>	
<u>Base Spending (Est 2016 + Bud 2017)</u>	<u>Baseline Request (BL 2018 + BL 2019)</u>		<u>\$ Amount</u>	<u>Explanation(s) of Amount (must specify MOFs and FTEs)</u>
\$14,302,082	\$13,735,145	\$(566,937)	\$(566,937)	4% Base Reduction
			<b>\$(566,937)</b>	<b>Total of Explanation of Biennial Change</b>

**3.A. Strategy Request**  
 85th Regular Session, Agency Submission, Version 1  
 Automated Budget and Evaluation System of Texas (ABEST)

10/17/2016 8:54:52AM

**733 Texas Tech University**

GOAL: 6 Research Funds  
 OBJECTIVE: 1 Research Development Fund  
 STRATEGY: 1 Research Development Fund

Service Categories:  
 Service: 21      Income: A.2      Age: B.3

CODE	DESCRIPTION	Exp 2015	Est 2016	Bud 2017	BL 2018	BL 2019
<b>Objects of Expense:</b>						
1001	SALARIES AND WAGES	\$3,621,019	\$0	\$0	\$0	\$0
1002	OTHER PERSONNEL COSTS	\$18,868	\$0	\$0	\$0	\$0
1005	FACULTY SALARIES	\$1,030,429	\$0	\$0	\$0	\$0
1010	PROFESSIONAL SALARIES	\$154,821	\$0	\$0	\$0	\$0
2001	PROFESSIONAL FEES AND SERVICES	\$124,900	\$0	\$0	\$0	\$0
2002	FUELS AND LUBRICANTS	\$7,637	\$0	\$0	\$0	\$0
2003	CONSUMABLE SUPPLIES	\$22,686	\$0	\$0	\$0	\$0
2004	UTILITIES	\$30,142	\$0	\$0	\$0	\$0
2005	TRAVEL	\$44,541	\$0	\$0	\$0	\$0
2006	RENT - BUILDING	\$4,633	\$0	\$0	\$0	\$0
2007	RENT - MACHINE AND OTHER	\$28,067	\$0	\$0	\$0	\$0
2009	OTHER OPERATING EXPENSE	\$564,782	\$0	\$0	\$0	\$0
5000	CAPITAL EXPENDITURES	\$1,119,672	\$0	\$0	\$0	\$0
<b>TOTAL, OBJECT OF EXPENSE</b>		<b>\$6,772,197</b>	<b>\$0</b>	<b>\$0</b>	<b>\$0</b>	<b>\$0</b>

**Method of Financing:**

1	General Revenue Fund	\$6,772,197	\$0	\$0	\$0	\$0
---	----------------------	-------------	-----	-----	-----	-----

**3.A. Strategy Request**  
 85th Regular Session, Agency Submission, Version 1  
 Automated Budget and Evaluation System of Texas (ABEST)

10/17/2016 8:54:52AM

**733 Texas Tech University**

GOAL: 6 Research Funds  
 OBJECTIVE: 1 Research Development Fund  
 STRATEGY: 1 Research Development Fund

Service Categories:  
 Service: 21      Income: A.2      Age: B.3

CODE	DESCRIPTION	Exp 2015	Est 2016	Bud 2017	BL 2018	BL 2019
<b>SUBTOTAL, MOF (GENERAL REVENUE FUNDS)</b>		<b>\$6,772,197</b>	<b>\$0</b>	<b>\$0</b>	<b>\$0</b>	<b>\$0</b>
<b>TOTAL, METHOD OF FINANCE (INCLUDING RIDERS)</b>					<b>\$0</b>	<b>\$0</b>
<b>TOTAL, METHOD OF FINANCE (EXCLUDING RIDERS)</b>		<b>\$6,772,197</b>	<b>\$0</b>	<b>\$0</b>	<b>\$0</b>	<b>\$0</b>
<b>FULL TIME EQUIVALENT POSITIONS:</b>		<b>95.6</b>	<b>0.0</b>	<b>0.0</b>	<b>0.0</b>	<b>0.0</b>

**STRATEGY DESCRIPTION AND JUSTIFICATION:**

The Research Development Fund is distributed among eligible institutions based on the average amount of restricted research funds expended by each institution per year for the three preceding fiscal years. The purpose of these funds is to promote research capacity.

**EXTERNAL/INTERNAL FACTORS IMPACTING STRATEGY:**

**3.A. Strategy Request**  
 85th Regular Session, Agency Submission, Version 1  
 Automated Budget and Evaluation System of Texas (ABEST)

10/17/2016 8:54:52AM

**733 Texas Tech University**

GOAL: 6 Research Funds  
 OBJECTIVE: 1 Research Development Fund Service Categories:  
 STRATEGY: 1 Research Development Fund Service: 21 Income: A.2 Age: B.3

CODE	DESCRIPTION	Exp 2015	Est 2016	Bud 2017	BL 2018	BL 2019
------	-------------	----------	----------	----------	---------	---------

**EXPLANATION OF BIENNIAL CHANGE (includes Rider amounts):**

<u>STRATEGY BIENNIAL TOTAL - ALL FUNDS</u>		<u>BIENNIAL CHANGE</u>	<u>EXPLANATION OF BIENNIAL CHANGE</u>	
<u>Base Spending (Est 2016 + Bud 2017)</u>	<u>Baseline Request (BL 2018 + BL 2019)</u>		<u>\$ Amount</u>	<u>Explanation(s) of Amount (must specify MOFs and FTEs)</u>
\$0	\$0	\$0	\$0	Ended in 2015
			<b>\$0</b>	<b>Total of Explanation of Biennial Change</b>



**3.A. Strategy Request**  
 85th Regular Session, Agency Submission, Version 1  
 Automated Budget and Evaluation System of Texas (ABEST)

10/17/2016 8:54:52AM

**733 Texas Tech University**

GOAL: 6 Research Funds  
 OBJECTIVE: 2 Competitive Knowledge Fund  
 STRATEGY: 1 Competitive Knowledge Fund

Service Categories:  
 Service: 21      Income: A.2      Age: B.3

CODE	DESCRIPTION	Exp 2015	Est 2016	Bud 2017	BL 2018	BL 2019
<b>Objects of Expense:</b>						
1005	FACULTY SALARIES	\$6,139,600	\$0	\$0	\$0	\$0
1010	PROFESSIONAL SALARIES	\$83,641	\$0	\$0	\$0	\$0
<b>TOTAL, OBJECT OF EXPENSE</b>		<b>\$6,223,241</b>	<b>\$0</b>	<b>\$0</b>	<b>\$0</b>	<b>\$0</b>
<b>Method of Financing:</b>						
1	General Revenue Fund	\$6,223,241	\$0	\$0	\$0	\$0
<b>SUBTOTAL, MOF (GENERAL REVENUE FUNDS)</b>		<b>\$6,223,241</b>	<b>\$0</b>	<b>\$0</b>	<b>\$0</b>	<b>\$0</b>
<b>TOTAL, METHOD OF FINANCE (INCLUDING RIDERS)</b>					<b>\$0</b>	<b>\$0</b>
<b>TOTAL, METHOD OF FINANCE (EXCLUDING RIDERS)</b>		<b>\$6,223,241</b>	<b>\$0</b>	<b>\$0</b>	<b>\$0</b>	<b>\$0</b>
<b>FULL TIME EQUIVALENT POSITIONS:</b>		<b>38.0</b>	<b>0.0</b>	<b>0.0</b>	<b>0.0</b>	<b>0.0</b>

**STRATEGY DESCRIPTION AND JUSTIFICATION:**

The purpose of the Texas Competitive Knowledge fund is to support faculty for the purpose of instructional excellence and research.

**3.A. Strategy Request**  
 85th Regular Session, Agency Submission, Version 1  
 Automated Budget and Evaluation System of Texas (ABEST)

10/17/2016 8:54:52AM

**733 Texas Tech University**

GOAL: 6 Research Funds  
 OBJECTIVE: 2 Competitive Knowledge Fund Service Categories:  
 STRATEGY: 1 Competitive Knowledge Fund Service: 21 Income: A.2 Age: B.3

CODE	DESCRIPTION	Exp 2015	Est 2016	Bud 2017	BL 2018	BL 2019
------	-------------	----------	----------	----------	---------	---------

**EXTERNAL/INTERNAL FACTORS IMPACTING STRATEGY:**

**EXPLANATION OF BIENNIAL CHANGE (includes Rider amounts):**

<u>STRATEGY BIENNIAL TOTAL - ALL FUNDS</u>		<u>BIENNIAL CHANGE</u>	<u>EXPLANATION OF BIENNIAL CHANGE</u>	
<u>Base Spending (Est 2016 + Bud 2017)</u>	<u>Baseline Request (BL 2018 + BL 2019)</u>		<u>\$ Amount</u>	<u>Explanation(s) of Amount (must specify MOFs and FTEs)</u>
\$0	\$0	\$0	\$0	Ended in 2015
			<b>\$0</b>	<b>Total of Explanation of Biennial Change</b>

**3.A. Strategy Request**  
 85th Regular Session, Agency Submission, Version 1  
 Automated Budget and Evaluation System of Texas (ABEST)

10/17/2016 8:54:52AM

**733 Texas Tech University**

GOAL: 6 Research Funds  
 OBJECTIVE: 3 Core Research Support  
 STRATEGY: 1 Core Research Support

Service Categories:  
 Service: 19      Income: A.2      Age: B.3

CODE	DESCRIPTION	Exp 2015	Est 2016	Bud 2017	BL 2018	BL 2019
<b>Objects of Expense:</b>						
1001	SALARIES AND WAGES	\$0	\$2,574,934	\$2,574,934	\$0	\$0
1002	OTHER PERSONNEL COSTS	\$0	\$17,138	\$17,138	\$0	\$0
1005	FACULTY SALARIES	\$0	\$7,087,297	\$7,087,297	\$0	\$0
1010	PROFESSIONAL SALARIES	\$0	\$229,238	\$229,238	\$0	\$0
2001	PROFESSIONAL FEES AND SERVICES	\$0	\$1,318	\$1,318	\$0	\$0
2002	FUELS AND LUBRICANTS	\$0	\$5,997	\$5,997	\$0	\$0
2003	CONSUMABLE SUPPLIES	\$0	\$6,790	\$6,790	\$0	\$0
2004	UTILITIES	\$0	\$37,024	\$37,024	\$0	\$0
2005	TRAVEL	\$0	\$38,877	\$38,877	\$0	\$0
2009	OTHER OPERATING EXPENSE	\$0	\$485,287	\$485,287	\$0	\$0
5000	CAPITAL EXPENDITURES	\$0	\$855,675	\$855,675	\$0	\$0
<b>TOTAL, OBJECT OF EXPENSE</b>		<b>\$0</b>	<b>\$11,339,575</b>	<b>\$11,339,575</b>	<b>\$0</b>	<b>\$0</b>
<b>Method of Financing:</b>						
1	General Revenue Fund	\$0	\$11,339,575	\$11,339,575	\$0	\$0
<b>SUBTOTAL, MOF (GENERAL REVENUE FUNDS)</b>		<b>\$0</b>	<b>\$11,339,575</b>	<b>\$11,339,575</b>	<b>\$0</b>	<b>\$0</b>

**3.A. Strategy Request**  
 85th Regular Session, Agency Submission, Version 1  
 Automated Budget and Evaluation System of Texas (ABEST)

10/17/2016 8:54:52AM

**733 Texas Tech University**

GOAL: 6 Research Funds  
 OBJECTIVE: 3 Core Research Support  
 STRATEGY: 1 Core Research Support

Service Categories:

Service: 19      Income: A.2      Age: B.3

CODE	DESCRIPTION	Exp 2015	Est 2016	Bud 2017	BL 2018	BL 2019
<b>TOTAL, METHOD OF FINANCE (INCLUDING RIDERS)</b>					<b>\$0</b>	<b>\$0</b>
<b>TOTAL, METHOD OF FINANCE (EXCLUDING RIDERS)</b>		<b>\$0</b>	<b>\$11,339,575</b>	<b>\$11,339,575</b>	<b>\$0</b>	<b>\$0</b>
<b>FULL TIME EQUIVALENT POSITIONS:</b>		<b>0.0</b>	<b>118.8</b>	<b>118.8</b>	<b>118.8</b>	<b>118.8</b>

**STRATEGY DESCRIPTION AND JUSTIFICATION:**

The Core Research Support Fund is distributed among eligible institutions based on a set formula using both total research expenditures and restricted research expenditures. The purpose of these funds is to promote research capacity.

**EXTERNAL/INTERNAL FACTORS IMPACTING STRATEGY:**

**EXPLANATION OF BIENNIAL CHANGE (includes Rider amounts):**

<u>STRATEGY BIENNIAL TOTAL - ALL FUNDS</u>		<u>BIENNIAL CHANGE</u>	<u>EXPLANATION OF BIENNIAL CHANGE</u>	
<u>Base Spending (Est 2016 + Bud 2017)</u>	<u>Baseline Request (BL 2018 + BL 2019)</u>		<u>\$ Amount</u>	<u>Explanation(s) of Amount (must specify MOFs and FTEs)</u>
\$22,679,150	\$0	\$(22,679,150)	\$(22,679,150)	Formula funded strategies are not requested in 2018 -19 because amounts are not determined by institutions
			<u>\$(22,679,150)</u>	<b>Total of Explanation of Biennial Change</b>

**3.A. Strategy Request**  
85th Regular Session, Agency Submission, Version 1  
Automated Budget and Evaluation System of Texas (ABEST)

10/17/2016 8:54:52AM

---

**SUMMARY TOTALS:**

<b>OBJECTS OF EXPENSE:</b>	<b>\$204,382,394</b>	<b>\$214,270,630</b>	<b>\$221,442,570</b>	<b>\$43,123,985</b>	<b>\$43,338,812</b>
<b>METHODS OF FINANCE (INCLUDING RIDERS):</b>				<b>\$43,123,985</b>	<b>\$43,338,812</b>
<b>METHODS OF FINANCE (EXCLUDING RIDERS):</b>	<b>\$204,382,394</b>	<b>\$214,270,630</b>	<b>\$221,442,570</b>	<b>\$43,123,985</b>	<b>\$43,338,812</b>
<b>FULL TIME EQUIVALENT POSITIONS:</b>	<b>2,585.8</b>	<b>2,767.7</b>	<b>2,767.7</b>	<b>2,761.7</b>	<b>2,761.7</b>

**3.A.1. PROGRAM-LEVEL REQUEST SCHEDULE**  
85th Regular Session, Agency Submission, Version 1

Agency Code: 733		Agency: Texas Tech University				Prepared By: Crista McCune					
Date: 8-05-2016						16-17 Base	Requested 2018	Requested 2019	Biennial Total 18-19	Biennial Difference	
Goal	Goal Name	Strategy	Strategy Name	Program	Program Name					\$	%
A	Instruction/operations	A.1.1.	Operations Support	A.1.1.1.	Operations Support	\$319,168,100	\$0	\$0	\$0	(\$319,168,100)	-100.0%
A	Instruction/operations	A.1.3.	Staff Group Insurance Premiums	A.1.3.1.	Staff Group Insurance Premiums	\$12,342,358	\$6,171,179	\$6,171,179	\$12,342,358	\$0	0.0%
A	Instruction/operations	A.1.4.	Workers' Compensation Insurance	A.1.4.1.	Workers' Compensation Insurance	\$1,034,214	\$496,423	\$496,423	\$992,846	(\$41,368)	-4.0%
			* Exceptional Item	A.1.4.1.	Restoration to Non-Formula Line Items	\$0	\$20,684	\$20,684	\$41,368	\$41,368	
A	Instruction/operations	A.1.5.	Texas Public Education Grants	A.1.5.1.	Texas Public Education Grants	\$13,542,612	\$7,276,106	\$7,521,628	\$14,797,734	\$1,255,122	9.3%
A	Instruction/operations	A.1.6.	Organized Activities	A.1.6.1.	Organized Activities	\$1,150,000	\$575,000	\$575,000	\$1,150,000	\$0	0.0%
B	Infrastructure Support	B.1.1.	E&G Space Support	B.1.1.1	E&G Space Support	\$15,849,730	\$0	\$0	\$0	(\$15,849,730)	-100.0%
B	Infrastructure Support	B.1.2.	Tuition Revenue Bond Retirement	B.1.2.1.	Tuition Revenue Bond Retirement	\$19,742,436	\$14,513,383	\$14,484,496	\$28,997,879	\$9,255,443	46.9%
C	Special Item Support	C.1.1.	Library Archival Support	C.1.1.1.	Library Archival Support	\$1,067,512	\$512,406	\$512,406	\$1,024,812	(\$42,700)	-4.0%
			* Exceptional Item	C.1.1.1.	Restoration to Non-Formula Line Items	\$0	\$21,350	\$21,350	\$42,700	\$42,700	
C	Special Item Support	C.1.	* Exceptional Item	C.1.-	Tech Teach 2+1 Program	\$0	\$250,000	\$250,000	\$500,000	\$500,000	
C	Special Item Support	C.1.	* Exceptional Item	C.1.-	College of Veterinary Medicine	\$0	\$7,000,000	\$9,750,000	\$16,750,000	\$16,750,000	
C	Special Item Support	C.2.1.	Agricultural Research	C.2.1.1.	Agricultural Research	\$3,984,536	\$1,912,577	\$1,912,577	\$3,825,154	(\$159,382)	-4.0%
			* Exceptional Item	C.2.1.1.	Restoration to Non-Formula Line Items	\$0	\$79,691	\$79,691	\$159,382	\$159,382	
C	Special Item Support	C.2.2.	Energy Research	C.2.2.1.	Energy Research	\$1,379,100	\$661,968	\$661,968	\$1,323,936	(\$55,164)	-4.0%
			* Exceptional Item	C.2.2.1.	Restoration to Non-Formula Line Items	\$0	\$27,582	\$27,582	\$55,164	\$55,164	
C	Special Item Support	C.2.3.	Emerging Technologies Research	C.2.3.1.	Emerging Technologies Research	\$774,960	\$371,981	\$371,981	\$743,962	(\$30,998)	-4.0%
			* Exceptional Item	C.2.3.1.	Restoration to Non-Formula Line Items	\$0	\$15,499	\$15,499	\$30,998	\$30,998	
C	Special Item Support	C.3.1.	Junction Annex Operation	C.3.1.1.	Junction Annex Operation	\$516,692	\$248,012	\$248,012	\$496,024	(\$20,668)	-4.0%
			* Exceptional Item	C.3.1.1.	Restoration to Non-Formula Line Items	\$0	\$10,334	\$10,334	\$20,668	\$20,668	
C	Special Item Support	C.3.2.	Hill Country Educational Network	C.3.2.1.	Hill Country Educational Network	\$908,438	\$436,050	\$436,050	\$872,100	(\$36,338)	-4.0%
			* Exceptional Item	C.3.2.1.	Restoration to Non-Formula Line Items	\$0	\$18,169	\$18,169	\$36,338	\$36,338	
C	Special Item Support	C.3.3.	Small Business Development	C.3.3.1.	Small Business Development	\$2,700,954	\$1,296,458	\$1,296,458	\$2,592,916	(\$108,038)	-4.0%
C	Special Item Support			C.3.3.1.	Restoration to Non-Formula Line Items	\$0	\$54,019	\$54,019	\$108,038	\$108,038	
C	Special Item Support		* Exceptional Item	C.3.3.-	Small Business Development	\$0	\$198,000	\$198,000	\$396,000	\$396,000	
C	Special Item Support	C.3.4.	Museums & Centers	C.3.4.1.	Museums & Centers	\$3,046,128	\$1,462,141	\$1,462,141	\$2,924,282	(\$121,846)	-4.0%
			* Exceptional Item	C.3.4.1.	Restoration to Non-Formula Line Items	\$0	\$60,923	\$60,923	\$121,846	\$121,846	
C	Special Item Support	C.3.5.	Center for Financial Responsibility	C.3.5.1.	Center for Financial Responsibility	\$342,000	\$164,160	\$164,160	\$328,320	(\$13,680)	-4.0%
			* Exceptional Item	C.3.5.1.	Restoration to Non-Formula Line Items	\$0	\$6,840	\$6,840	\$13,680	\$13,680	
C	Special Item Support	C.4.1.	Institutional Enhancement	C.4.1.1.	Instruction	\$3,958,436	\$1,900,049	\$1,900,050	\$3,800,099	(\$158,337)	-4.0%
C	Special Item Support			C.4.1.2.	Academic Support	\$3,630,000	\$1,742,400	\$1,742,400	\$3,484,800	(\$145,200)	-4.0%
C	Special Item Support			C.4.1.3.	Research	\$2,800,000	\$1,344,000	\$1,344,000	\$2,688,000	(\$112,000)	-4.0%
C	Special Item Support			C.4.1.4.	Institutional Support	\$3,785,000	\$1,816,800	\$1,816,800	\$3,633,600	(\$151,400)	-4.0%
C	Special Item Support			C.4.1.5.	Scholarships	\$142,344	\$61,172	\$61,172	\$122,344	(\$20,000)	-14.1%
C	Special Item Support		* Exceptional Item	C.4.1.5.	Restoration to Non-Formula Line Items	\$0	\$283,468	\$283,469	\$566,937	\$566,937	
D	Research Funds	D.1.1.	Core Research Support	D.1.1.1	Core Research Support	\$22,679,150	\$0	\$0	\$0	(\$22,679,150)	-100.0%

### 3.B. Rider Revisions and Additions Request

<b>Agency Code:</b> 733	<b>Agency Name:</b> Texas Tech University	<b>Prepared By:</b> Texas Tech University	<b>Date:</b> 8/5/2016	<b>Request Level:</b> Baseline
<b>Current Rider Number</b>	<b>Page Number in 2016-17 GAA</b>	<b>Proposed Rider Language</b>		
3	III-143	<p><b>Texas Tech University Museum.</b> Out of funds appropriated above in Strategy C.3.4. for the Museums and Historical, Cultural and Educational Centers, \$381,995 in fiscal year <del>2016</del>2018 and <del>2017</del>2019 shall be allocated to the Ranching Heritage Center, and \$263,936 in each fiscal year shall be allocated to the Lubbock Lake Landmark</p> <p><i>This rider is revised to reflect the proper fiscal years for the appropriation authority.</i></p>		
		<p>The rider revisions and additions requested in the Texas Tech University System LAR are submitted on behalf of, and with the support of each of the 4 institutions of the Texas Tech University System. In addition, we believe there is a consensus among the other Texas public systems and institutions of higher education in support of the requested revisions. The revisions, each of which includes an explanation, serve the general purposes of clarifying legislative intent, eliminating unnecessary or redundant requirements, or aligning the rider with relevant statutes.</p>		

**4.A. Exceptional Item Request Schedule**  
 85th Regular Session, Agency Submission, Version 1  
 Automated Budget and Evaluation System of Texas (ABEST)

DATE: **10/17/2016**  
 TIME: **9:00:52AM**

Agency code: 733

Agency name:  
**Texas Tech University**

CODE	DESCRIPTION	Excp 2018	Excp 2019
	<b>Item Name:</b> Restoration to Non-Formula Line Items		
	<b>Item Priority:</b> 1		
	<b>IT Component:</b> No		
	<b>Anticipated Out-year Costs:</b> Yes		
	<b>Involve Contracts &gt; \$50,000:</b> No		
	<b>Includes Funding for the Following Strategy or Strategies:</b>		
	01-01-04 Workers' Compensation Insurance		
	03-01-01 Library Archival Support		
	03-02-01 Research to Enhance Ag Production & Add Value to Ag Products in Texas		
	03-02-02 Research in Energy Production and Environmental Protection in Texas		
	03-02-03 Research in Emerging Technologies and Economic Development in Texas		
	03-03-01 Junction Annex Operation		
	03-03-02 Hill Country Educational Network		
	03-03-03 Small Business Development Center		
	03-03-04 Museums and Historical, Cultural, and Educational Centers		
	03-03-06 Center for Financial Responsibility		
	03-04-01 Institutional Enhancement		

**OBJECTS OF EXPENSE:**

2009	OTHER OPERATING EXPENSE	598,559	598,560
	<b>TOTAL, OBJECT OF EXPENSE</b>	<b>\$598,559</b>	<b>\$598,560</b>

**METHOD OF FINANCING:**

1	General Revenue Fund	598,559	598,560
	<b>TOTAL, METHOD OF FINANCING</b>	<b>\$598,559</b>	<b>\$598,560</b>

**DESCRIPTION / JUSTIFICATION:**

The non-formula line items have been reduced by \$1,197,119 which represents a 4% overall decrease in non-formula general revenue support for TTU. Restoration of this proposed reduction is critically important to Texas Tech University. These funds are used in support of instruction, research, public service and academic support services, each of which support the mission of the University.

**EXTERNAL/INTERNAL FACTORS:**

Major accomplishments to date and expected over the next two years: The research support provided by the state has been a major factor in attaining our goal to be a top tier research institution. The research dollars and institutional enhancement funds help TTU obtain grant funding, bring top rated faculty/researchers to the state of Texas, and



**4.A. Exceptional Item Request Schedule**  
 85th Regular Session, Agency Submission, Version 1  
 Automated Budget and Evaluation System of Texas (ABEST)

DATE: **10/17/2016**  
 TIME: **9:00:52AM**

Agency code: **733**

Agency name:  
**Texas Tech University**

<b>CODE</b>	<b>DESCRIPTION</b>	<b>Excp 2018</b>	<b>Excp 2019</b>
-------------	--------------------	------------------	------------------

support student success. In addition, public support activities including Hill Country outreach, museums and the Center for Financial Responsibility are each responsible for assisting some of the small Texas Communities via outreach to areas that have historically been underserved. TTU seeks to continue growth and support of these activities.

Year established and funding source prior to receiving special item funding: N/A

Formula funding: N/A

Non-general revenue sources of funding: The research activities affected by the reduction utilize the base funding to acquire federal and other funding that requires one-for-one or two-for-one matching support. The majority of these programs are also supported with temporary grant dollars.

Consequences of not funding: Not funding will limit the research and other funding received by grantors and would result in reduction of research and public service program services. Through this support Texas Tech University is able to make a positive economic impact to several small Texas communities and serve Texas as a major research university. In addition, Institutional support funding is utilized to achieve and exceed the participation goals established by the state to enhance student success.

**DESCRIPTION OF ANTICIPATED OUT-YEAR COSTS :**

Continued operational expenses to support the non-formula line items.

**ESTIMATED ANTICIPATED OUT-YEAR COSTS FOR ITEM:**

<b>2020</b>	<b>2021</b>	<b>2022</b>
\$598,560	\$598,560	\$598,560

**4.B. Exceptional Items Strategy Allocation Schedule**  
 85th Regular Session, Agency Submission, Version 1  
 Automated Budget and Evaluation System of Texas (ABEST)

DATE: **10/17/2016**  
 TIME: **9:02:40AM**

---

Agency code: **733**                      Agency name: **Texas Tech University**

Code	Description	Excp 2018	Excp 2019
<b>Item Name:</b> Restoration to Non-Formula Line Items			
<b>Allocation to Strategy:</b> 1-1-4 Workers' Compensation Insurance			
<b>OBJECTS OF EXPENSE:</b>			
2009	OTHER OPERATING EXPENSE	20,684	20,684
<b>TOTAL, OBJECT OF EXPENSE</b>		<b>\$20,684</b>	<b>\$20,684</b>
<b>METHOD OF FINANCING:</b>			
1	General Revenue Fund	20,684	20,684
<b>TOTAL, METHOD OF FINANCING</b>		<b>\$20,684</b>	<b>\$20,684</b>

**4.B. Exceptional Items Strategy Allocation Schedule**  
 85th Regular Session, Agency Submission, Version 1  
 Automated Budget and Evaluation System of Texas (ABEST)

DATE: **10/17/2016**  
 TIME: **9:02:40AM**

Agency code: **733**                      Agency name: **Texas Tech University**

Code	Description	Excp 2018	Excp 2019
<b>Item Name:</b> Restoration to Non-Formula Line Items			
<b>Allocation to Strategy:</b> 3-1-1 Library Archival Support			
<b>OBJECTS OF EXPENSE:</b>			
	2009 OTHER OPERATING EXPENSE	21,350	21,350
<b>TOTAL, OBJECT OF EXPENSE</b>		<b>21,350</b>	<b>21,350</b>
<b>METHOD OF FINANCING:</b>			
	1 General Revenue Fund	21,350	21,350
<b>TOTAL, METHOD OF FINANCING</b>		<b>21,350</b>	<b>21,350</b>

**4.B. Exceptional Items Strategy Allocation Schedule**  
 85th Regular Session, Agency Submission, Version 1  
 Automated Budget and Evaluation System of Texas (ABEST)

DATE: **10/17/2016**  
 TIME: **9:02:40AM**

Agency code: **733**                      Agency name: **Texas Tech University**

Code	Description	Excp 2018	Excp 2019
<b>Item Name:</b> Restoration to Non-Formula Line Items			
<b>Allocation to Strategy:</b> 3-2-1 Research to Enhance Ag Production & Add Value to Ag Products in Texa			
<b>OBJECTS OF EXPENSE:</b>			
2009	OTHER OPERATING EXPENSE	79,691	79,691
<b>TOTAL, OBJECT OF EXPENSE</b>		<b>\$79,691</b>	<b>\$79,691</b>
<b>METHOD OF FINANCING:</b>			
1	General Revenue Fund	79,691	79,691
<b>TOTAL, METHOD OF FINANCING</b>		<b>\$79,691</b>	<b>\$79,691</b>

**4.B. Exceptional Items Strategy Allocation Schedule**  
 85th Regular Session, Agency Submission, Version 1  
 Automated Budget and Evaluation System of Texas (ABEST)

DATE: **10/17/2016**  
 TIME: **9:02:40AM**

Agency code: **733**                      Agency name: **Texas Tech University**

Code	Description	Excp 2018	Excp 2019
<b>Item Name:</b> Restoration to Non-Formula Line Items			
<b>Allocation to Strategy:</b> 3-2-2 Research in Energy Production and Environmental Protection in Texas			
<b>OBJECTS OF EXPENSE:</b>			
2009	OTHER OPERATING EXPENSE	27,582	27,582
<b>TOTAL, OBJECT OF EXPENSE</b>		<b>27,582</b>	<b>27,582</b>
<b>METHOD OF FINANCING:</b>			
1	General Revenue Fund	27,582	27,582
<b>TOTAL, METHOD OF FINANCING</b>		<b>27,582</b>	<b>27,582</b>

**4.B. Exceptional Items Strategy Allocation Schedule**  
 85th Regular Session, Agency Submission, Version 1  
 Automated Budget and Evaluation System of Texas (ABEST)

DATE: **10/17/2016**  
 TIME: **9:02:40AM**

---

Agency code: **733**                      Agency name: **Texas Tech University**

Code	Description	Excp 2018	Excp 2019
<b>Item Name:</b> Restoration to Non-Formula Line Items			
<b>Allocation to Strategy:</b> 3-2-3 Research in Emerging Technologies and Economic Development in Texa			
<b>OBJECTS OF EXPENSE:</b>			
	2009 OTHER OPERATING EXPENSE	15,499	15,499
<b>TOTAL, OBJECT OF EXPENSE</b>		<b>\$15,499</b>	<b>\$15,499</b>
<b>METHOD OF FINANCING:</b>			
	1 General Revenue Fund	15,499	15,499
<b>TOTAL, METHOD OF FINANCING</b>		<b>\$15,499</b>	<b>\$15,499</b>

**4.B. Exceptional Items Strategy Allocation Schedule**  
 85th Regular Session, Agency Submission, Version 1  
 Automated Budget and Evaluation System of Texas (ABEST)

DATE: **10/17/2016**  
 TIME: **9:02:40AM**

Agency code: **733**                      Agency name: **Texas Tech University**

Code	Description	Excp 2018	Excp 2019
<b>Item Name:</b> Restoration to Non-Formula Line Items			
<b>Allocation to Strategy:</b> 3-3-1 Junction Annex Operation			
<b>OBJECTS OF EXPENSE:</b>			
	2009 OTHER OPERATING EXPENSE	10,334	10,334
<b>TOTAL, OBJECT OF EXPENSE</b>		<b>\$10,334</b>	<b>\$10,334</b>
<b>METHOD OF FINANCING:</b>			
	1 General Revenue Fund	10,334	10,334
<b>TOTAL, METHOD OF FINANCING</b>		<b>\$10,334</b>	<b>\$10,334</b>

**4.B. Exceptional Items Strategy Allocation Schedule**  
 85th Regular Session, Agency Submission, Version 1  
 Automated Budget and Evaluation System of Texas (ABEST)

DATE: **10/17/2016**  
 TIME: **9:02:40AM**

Agency code: **733**                      Agency name: **Texas Tech University**

Code	Description	Excp 2018	Excp 2019
<b>Item Name:</b> Restoration to Non-Formula Line Items			
<b>Allocation to Strategy:</b> 3-3-2 Hill Country Educational Network			
<b>OBJECTS OF EXPENSE:</b>			
	2009 OTHER OPERATING EXPENSE	18,169	18,169
<b>TOTAL, OBJECT OF EXPENSE</b>		<b>\$18,169</b>	<b>\$18,169</b>
<b>METHOD OF FINANCING:</b>			
	1 General Revenue Fund	18,169	18,169
<b>TOTAL, METHOD OF FINANCING</b>		<b>\$18,169</b>	<b>\$18,169</b>



**4.B. Exceptional Items Strategy Allocation Schedule**  
 85th Regular Session, Agency Submission, Version 1  
 Automated Budget and Evaluation System of Texas (ABEST)

DATE: **10/17/2016**  
 TIME: **9:02:40AM**

Agency code: **733**                      Agency name: **Texas Tech University**

Code	Description	Excp 2018	Excp 2019
<b>Item Name:</b> Restoration to Non-Formula Line Items			
<b>Allocation to Strategy:</b> 3-3-3 Small Business Development Center			
<b>OBJECTS OF EXPENSE:</b>			
2009	OTHER OPERATING EXPENSE	54,019	54,019
<b>TOTAL, OBJECT OF EXPENSE</b>		<b>\$54,019</b>	<b>\$54,019</b>
<b>METHOD OF FINANCING:</b>			
1	General Revenue Fund	54,019	54,019
<b>TOTAL, METHOD OF FINANCING</b>		<b>\$54,019</b>	<b>\$54,019</b>

**4.B. Exceptional Items Strategy Allocation Schedule**  
 85th Regular Session, Agency Submission, Version 1  
 Automated Budget and Evaluation System of Texas (ABEST)

DATE: **10/17/2016**  
 TIME: **9:02:40AM**

Agency code: **733**                      Agency name: **Texas Tech University**

Code	Description	Excp 2018	Excp 2019
<b>Item Name:</b> Restoration to Non-Formula Line Items			
<b>Allocation to Strategy:</b> 3-3-4 Museums and Historical, Cultural, and Educational Centers			
<b>OBJECTS OF EXPENSE:</b>			
2009	OTHER OPERATING EXPENSE	60,923	60,923
<b>TOTAL, OBJECT OF EXPENSE</b>		<b>\$60,923</b>	<b>\$60,923</b>
<b>METHOD OF FINANCING:</b>			
1	General Revenue Fund	60,923	60,923
<b>TOTAL, METHOD OF FINANCING</b>		<b>\$60,923</b>	<b>\$60,923</b>

**4.B. Exceptional Items Strategy Allocation Schedule**  
 85th Regular Session, Agency Submission, Version 1  
 Automated Budget and Evaluation System of Texas (ABEST)

DATE: **10/17/2016**  
 TIME: **9:02:40AM**

Agency code: **733**                      Agency name: **Texas Tech University**

Code	Description	Excp 2018	Excp 2019
<b>Item Name:</b> Restoration to Non-Formula Line Items			
<b>Allocation to Strategy:</b> 3-3-6 Center for Financial Responsibility			
<b>OBJECTS OF EXPENSE:</b>			
	2009 OTHER OPERATING EXPENSE	6,840	6,840
<b>TOTAL, OBJECT OF EXPENSE</b>		<b>\$6,840</b>	<b>\$6,840</b>
<b>METHOD OF FINANCING:</b>			
	1 General Revenue Fund	6,840	6,840
<b>TOTAL, METHOD OF FINANCING</b>		<b>\$6,840</b>	<b>\$6,840</b>

**4.B. Exceptional Items Strategy Allocation Schedule**  
 85th Regular Session, Agency Submission, Version 1  
 Automated Budget and Evaluation System of Texas (ABEST)

DATE: **10/17/2016**  
 TIME: **9:02:40AM**

Agency code: **733**                      Agency name: **Texas Tech University**

Code	Description	Excp 2018	Excp 2019
<b>Item Name:</b> Restoration to Non-Formula Line Items			
<b>Allocation to Strategy:</b> 3-4-1 Institutional Enhancement			
<b>OBJECTS OF EXPENSE:</b>			
2009	OTHER OPERATING EXPENSE	283,468	283,469
<b>TOTAL, OBJECT OF EXPENSE</b>		<b>\$283,468</b>	<b>\$283,469</b>
<b>METHOD OF FINANCING:</b>			
1	General Revenue Fund	283,468	283,469
<b>TOTAL, METHOD OF FINANCING</b>		<b>\$283,468</b>	<b>\$283,469</b>

**4.A. Exceptional Item Request Schedule**  
 85th Regular Session, Agency Submission, Version 1  
 Automated Budget and Evaluation System of Texas (ABEST)

DATE: **10/17/2016**  
 TIME: **9:04:31AM**

Agency code: 733

Agency name:  
**Texas Tech University**

CODE	DESCRIPTION	Excp 2018	Excp 2019
	<b>Item Name:</b> College of Veterinary Medicine		
	<b>Item Priority:</b> 2		
	<b>IT Component:</b> No		
	<b>Anticipated Out-year Costs:</b> Yes		
	<b>Involve Contracts &gt; \$50,000:</b> No		
	<b>Includes Funding for the Following Strategy or Strategies:</b> 03-05-01 Exceptional Item Request		

**OBJECTS OF EXPENSE:**

1001	SALARIES AND WAGES	1,480,000	2,380,000
1005	FACULTY SALARIES	1,825,327	2,586,821
2003	CONSUMABLE SUPPLIES	160,000	160,000
2005	TRAVEL	140,000	140,000
2006	RENT - BUILDING	470,000	740,000
2009	OTHER OPERATING EXPENSE	2,924,673	2,743,179
5000	CAPITAL EXPENDITURES	0	1,000,000
<b>TOTAL, OBJECT OF EXPENSE</b>		<b>\$7,000,000</b>	<b>\$9,750,000</b>

**METHOD OF FINANCING:**

1	General Revenue Fund	7,000,000	9,750,000
<b>TOTAL, METHOD OF FINANCING</b>		<b>\$7,000,000</b>	<b>\$9,750,000</b>

**FULL-TIME EQUIVALENT POSITIONS (FTE):**

26.20	46.20
-------	-------

**DESCRIPTION / JUSTIFICATION:**

A college of veterinary medicine purposefully designed to produce veterinarians that serve smaller communities and the agriculture industry is needed in West Texas. Smaller communities in America face a worsening shortage of veterinarians that threatens the vibrancy of small communities and limits its ability to support and protect its agricultural industries.

The Texas Tech University (TTU) College of Veterinary Medicine (The College) will embody a world-class, innovative competency- and knowledge-based educational curriculum that produces practice-ready veterinarians with the skills, knowledge and passion to serve underserved America. The College's educational model will be a cost-effective means to educate and engage outreach pertaining to issues important to all of America. While imparting the knowledge and skills through a world-class education, The College will infuse One Health themes throughout its curriculum that recognize the interconnection of animal, environmental and human health. In addition to education and outreach, The College will benefit society through basic and applied research that translates discoveries and improves the economic vitality of the State. TTU is uniquely positioned to implement an innovative model to effectively and efficiently prepare practice-ready veterinarians that serve smaller communities. Skilled veterinarians are especially needed in communities across Texas where many small communities already face critical shortages of veterinarians. The College will enrich the practice of veterinary medicine and improve critical disparities of veterinarians in all areas, create growth in cross-system research and increase collaboration in order to transform and improve animal and human health.

**4.A. Exceptional Item Request Schedule**  
 85th Regular Session, Agency Submission, Version 1  
 Automated Budget and Evaluation System of Texas (ABEST)

DATE: **10/17/2016**  
 TIME: **9:04:31AM**

Agency code: **733**

Agency name:  
**Texas Tech University**

<b>CODE</b>	<b>DESCRIPTION</b>	<b>Excp 2018</b>	<b>Excp 2019</b>
-------------	--------------------	------------------	------------------

**EXTERNAL/INTERNAL FACTORS:**

TTU plans to establish The College with Exceptional Item funding during the 2018-2019 biennium. This includes establishing a Dean’s Office, hiring faculty and developing infrastructure for The College, and gaining accreditation to begin the DVM program.

First Request for Funding

First class is anticipated Fall 2019. First formula funds will be available for the 2020-2021 biennium.

The College will leverage research, health and academic resources from TTU and TTUHSC to address the emerging crisis due to the shortage of veterinarians serving rural America.

Reports from THECB, GAO, NAS and AVMA highlight two common findings: 1) shortage of veterinarians serving rural communities is worsening and 2) current education model burdens students with excessive debt. Because of this, the vibrancy of rural areas is increasingly threatened and our State’s livestock industry is vulnerable to a shortage of services needed to enhance animal health and protect from foreign and reemerging animal diseases. TTU proposes an innovative model to address these critical needs through training tailored to both rural areas and industry needs, which will spur private sector growth and promote economic expansion. Without funding from the legislature it will be difficult for TTU to meet these goals and address needs that will benefit the State.

Only 1% of US veterinarians exclusively care for food animals. Texas leads the nation in cattle, sheep, goats and mohair production and is home to approximately 11.8M cattle, 13% of the nation’s cattle inventory. Texas needs almost 1,300 more veterinarians (20% increase) to achieve the average number of animals per veterinarian for the ten most populous states. Agriculture accounts for 8.6% of Texas’ GDP and healthy herds are critical for food security.

**DESCRIPTION OF ANTICIPATED OUT-YEAR COSTS :**

The continued state support will be used for operational expenses and will decrease as the College enrollment reaches its maximum and formula funding is received for those WSCH.

**ESTIMATED ANTICIPATED OUT-YEAR COSTS FOR ITEM:**

	<b>2020</b>	<b>2021</b>	<b>2022</b>
	\$12,500,000	\$16,000,000	\$12,000,000

**4.B. Exceptional Items Strategy Allocation Schedule**  
 85th Regular Session, Agency Submission, Version 1  
 Automated Budget and Evaluation System of Texas (ABEST)

DATE: **10/17/2016**  
 TIME: **9:06:02AM**

Agency code: **733**                      Agency name: **Texas Tech University**

Code	Description	Excp 2018	Excp 2019
<b>Item Name:</b> College of Veterinary Medicine			
<b>Allocation to Strategy:</b> 3-5-1 Exceptional Item Request			
<b>OBJECTS OF EXPENSE:</b>			
1001	SALARIES AND WAGES	1,480,000	2,380,000
1005	FACULTY SALARIES	1,825,327	2,586,821
2003	CONSUMABLE SUPPLIES	160,000	160,000
2005	TRAVEL	140,000	140,000
2006	RENT - BUILDING	470,000	740,000
2009	OTHER OPERATING EXPENSE	2,924,673	2,743,179
5000	CAPITAL EXPENDITURES	0	1,000,000
<b>TOTAL, OBJECT OF EXPENSE</b>		<b>\$7,000,000</b>	<b>\$9,750,000</b>
<b>METHOD OF FINANCING:</b>			
1	General Revenue Fund	7,000,000	9,750,000
<b>TOTAL, METHOD OF FINANCING</b>		<b>\$7,000,000</b>	<b>\$9,750,000</b>
<b>FULL-TIME EQUIVALENT POSITIONS (FTE):</b>		26.2	46.2

**4.A. Exceptional Item Request Schedule**  
 85th Regular Session, Agency Submission, Version 1  
 Automated Budget and Evaluation System of Texas (ABEST)

DATE: **10/14/2016**  
 TIME: **4:15:15PM**

Agency code: **733** Agency name: **Texas Tech University**

CODE	DESCRIPTION	Excp 2018	Excp 2019
	<b>Item Name:</b> Small Business Development Center		
	<b>Item Priority:</b> 3		
	<b>IT Component:</b> No		
	<b>Anticipated Out-year Costs:</b> Yes		
	<b>Involve Contracts &gt; \$50,000:</b> No		
	<b>Includes Funding for the Following Strategy or Strategies:</b> 03-03-03 Small Business Development Center		
 <b>OBJECTS OF EXPENSE:</b>			
1001	SALARIES AND WAGES	198,000	198,000
	<b>TOTAL, OBJECT OF EXPENSE</b>	<b>\$198,000</b>	<b>\$198,000</b>
 <b>METHOD OF FINANCING:</b>			
1	General Revenue Fund	198,000	198,000
	<b>TOTAL, METHOD OF FINANCING</b>	<b>\$198,000</b>	<b>\$198,000</b>
	<b>FULL-TIME EQUIVALENT POSITIONS (FTE):</b>	5.00	5.00

**DESCRIPTION / JUSTIFICATION:**

The Comptroller's office reviews a 3rd party survey to determine the economic activity generated by the assistance provided to small businesses by the 4 SBDC state regions. The survey uses a 3 year rolling average of results to determine the level of new job creation, job retention, and tax dollars generated to Texas from SBDC activities. These funds will be used to add new counselor positions to expand the small business counseling and training assistance to the rural areas of NW Texas. The addition of these new counselor positions will result in 500 new clients counseled, and 1,000 additional training attendees annually. Most importantly the addition of these new positions will result in 40 new business openings and the addition of 300 new jobs created each year. The NW Texas Small Business Development Center provides extensive business counseling and training to the small businesses of the 95 county service area and since 1987 has helped create 9,168 new businesses and helped create 32,524 new jobs in the region. Although many of the new businesses opened and jobs created were in the more rural areas, the vast majority have opened in the larger population centers of the region. The small towns of NW Texas are slowly but surely declining as a continuous out-migration of youth and talent are draining the vitality of these communities. The need to effectively assist the existing and start-up businesses in the remote rural areas of the 95 county service areas is going to be essential to the survival of the economic health of the region.

With the large and growing gap in the competitive advantage between rural and urban Texas, the need to bring solutions to this problem is our goal. TTU has submitted all reports to the comptroller for review. The comptroller will determine if an increase of revenue neutral appropriation is possible.

**EXTERNAL/INTERNAL FACTORS:**

Major accomplishments to date and expected over the next two years: Since program start in 1987 and through the end of FY 15, the NWT SBDC has assisted in creating 32,524 new jobs. The NWT SBDC has also assisted in opening 9,168 new businesses. The NWT SBDC has counseled over 79,053 clients and trained over 133,689 seminar attendees. Over the next 2 years the Northwest Texas SBDC will counsel over 6,000 clients, provide training to over 7,500 small business seminar attendees, assist with over 600 new business starts, expansions and saves as well as assist in the creation of over 2,600 new jobs within the region.



**4.A. Exceptional Item Request Schedule**  
 85th Regular Session, Agency Submission, Version 1  
 Automated Budget and Evaluation System of Texas (ABEST)

DATE: **10/14/2016**  
 TIME: **4:15:15PM**

Agency code: **733**

Agency name:

**Texas Tech University**

<u>CODE</u>	<u>DESCRIPTION</u>	<u>Excp 2018</u>	<u>Excp 2019</u>
-------------	--------------------	------------------	------------------

**DESCRIPTION OF ANTICIPATED OUT-YEAR COSTS :**

Continued operational expenses to support the Small Business Center growth.

**ESTIMATED ANTICIPATED OUT-YEAR COSTS FOR ITEM:**

	<u>2020</u>	<u>2021</u>	<u>2022</u>
	\$198,000	\$198,000	\$198,000

**4.B. Exceptional Items Strategy Allocation Schedule**  
 85th Regular Session, Agency Submission, Version 1  
 Automated Budget and Evaluation System of Texas (ABEST)

DATE: **10/14/2016**  
 TIME: **4:16:48PM**

Agency code: **733**                      Agency name: **Texas Tech University**

Code	Description	Excp 2018	Excp 2019
<b>Item Name:</b> Small Business Development Center			
<b>Allocation to Strategy:</b> 3-3-3                      Small Business Development Center			
<b>OBJECTS OF EXPENSE:</b>			
1001	SALARIES AND WAGES	198,000	198,000
<b>TOTAL, OBJECT OF EXPENSE</b>		<b>\$198,000</b>	<b>\$198,000</b>
<b>METHOD OF FINANCING:</b>			
1	General Revenue Fund	198,000	198,000
<b>TOTAL, METHOD OF FINANCING</b>		<b>\$198,000</b>	<b>\$198,000</b>
<b>FULL-TIME EQUIVALENT POSITIONS (FTE):</b>		5.0	5.0

**4.A. Exceptional Item Request Schedule**  
 85th Regular Session, Agency Submission, Version 1  
 Automated Budget and Evaluation System of Texas (ABEST)

DATE: **10/14/2016**  
 TIME: **4:18:23PM**

Agency code: **733**

Agency name:  
**Texas Tech University**

CODE	DESCRIPTION	Excp 2018	Excp 2019
	<b>Item Name:</b> Tech Teach 2+1 Program <b>Item Priority:</b> 4 <b>IT Component:</b> No <b>Anticipated Out-year Costs:</b> Yes <b>Involve Contracts &gt; \$50,000:</b> No <b>Includes Funding for the Following Strategy or Strategies:</b> 03-05-01 Exceptional Item Request		

**OBJECTS OF EXPENSE:**

1001	SALARIES AND WAGES	250,000	250,000
<b>TOTAL, OBJECT OF EXPENSE</b>		<b>\$250,000</b>	<b>\$250,000</b>

**METHOD OF FINANCING:**

1	General Revenue Fund	250,000	250,000
<b>TOTAL, METHOD OF FINANCING</b>		<b>\$250,000</b>	<b>\$250,000</b>

**FULL-TIME EQUIVALENT POSITIONS (FTE):**

5.00	5.00
------	------

**DESCRIPTION / JUSTIFICATION:**

Addressing teacher shortages. The Tech Teach 2+1 program is an innovative approach to district-based teacher preparation resulting in significant staffing contributions to partner school districts in the hardest to staff teaching fields (i.e., bilingual, English as a second language, and special education). Started in August 2011 with one district partner, Tech Teach is now preparing and providing new teachers to 19 separate school districts in 13 locations around the state. Since December 2015 alone, 6 new districts have requested formal partnership with Tech Teach to begin “grow your own” programs to address teacher shortages, and institutions such as UNT-Dallas and UT-Pan American have arranged fact-finding visits aimed at replicating the model in their communities.

Increased teacher production for Texas. Our current success has strained already high instructor-to-student ratios, and further demand can only be met with additional resources. The exceptional items described here would allow the Tech Teach program to expand by over 30 new transfer students each year who each take 54 SCH in one calendar year. Moreover, these resources would permit Texas Tech University to increase overall teacher production by nearly 20% at a time when other universities are reporting declining enrollment in educator preparation programs.

Increased opportunity for demographic historically under-represented in IHE. In addition to the human capital contribution, the 2+1 program has provided an effective pathway to the baccalaureate degree and state teacher certification for a high proportion of our graduates who are first-generation college students of diversity with few opportunities to attend a 4-year IHE. Further expanding the program would likewise provide opportunity for additional young adults in Texas to earn a post-secondary degree which will, in turn, position them to make an effective contribution to their communities and K-12 students for the next 20 years.

**EXTERNAL/INTERNAL FACTORS:**

- Hailed as a national model by the Council for the Accreditation of Educator Preparation (CAEP), earned high marks from the innovative Teacher Preparation Analytics (TPI-US), and highly rated by the National Council for Teacher Quality (NCTQ)
- Earned numerous external funding awards, most recently from the Gates Foundation to establish the USPREP Center for the purpose of replication in 5 southern universities

**4.A. Exceptional Item Request Schedule**  
 85th Regular Session, Agency Submission, Version 1  
 Automated Budget and Evaluation System of Texas (ABEST)

DATE: **10/14/2016**  
 TIME: **4:18:23PM**

Agency code: **733**

Agency name:  
**Texas Tech University**

<b>CODE</b>	<b>DESCRIPTION</b>	<b>Excp 2018</b>	<b>Excp 2019</b>
-------------	--------------------	------------------	------------------

- Year-long student teaching practicum makes significant contribution to student achievement gains
  - Clinically-intensive, competency-based program offered in 13 separate locations across Texas
- Expected
- Enhanced resources results in national leadership in the areas of clinical education and data management for program improvement
  - Expansion of USPREP partners to 5 additional Texas counties
  - Recognition by the US Department of Education for accomplishments and replication

**DESCRIPTION OF ANTICIPATED OUT-YEAR COSTS :**

Continued operational expenses to support Tech Teach 2+1 Program growth.

**ESTIMATED ANTICIPATED OUT-YEAR COSTS FOR ITEM:**

<b>2020</b>	<b>2021</b>	<b>2022</b>
\$250,000	\$250,000	\$250,000

**4.B. Exceptional Items Strategy Allocation Schedule**  
 85th Regular Session, Agency Submission, Version 1  
 Automated Budget and Evaluation System of Texas (ABEST)

DATE: **10/14/2016**  
 TIME: **4:19:42PM**

Agency code: **733**                      Agency name: **Texas Tech University**

Code	Description	Excp 2018	Excp 2019
<b>Item Name:</b> Tech Teach 2+1 Program			
<b>Allocation to Strategy:</b> 3-5-1 Exceptional Item Request			
<b>OBJECTS OF EXPENSE:</b>			
1001	SALARIES AND WAGES	250,000	250,000
<b>TOTAL, OBJECT OF EXPENSE</b>		<b>\$250,000</b>	<b>\$250,000</b>
<b>METHOD OF FINANCING:</b>			
1	General Revenue Fund	250,000	250,000
<b>TOTAL, METHOD OF FINANCING</b>		<b>\$250,000</b>	<b>\$250,000</b>
<b>FULL-TIME EQUIVALENT POSITIONS (FTE):</b>		5.0	5.0

**4.C. Exceptional Items Strategy Request**  
 85th Regular Session, Agency Submission, Version 1  
 Automated Budget and Evaluation System of Texas (ABEST)

**DATE:** 10/17/2016  
**TIME:** 9:07:32AM

Agency Code: **733** Agency name: **Texas Tech University**

GOAL: 1 Provide Instructional and Operations Support  
 OBJECTIVE: 1 Provide Instructional and Operations Support  
 STRATEGY: 4 Workers' Compensation Insurance

Service Categories:  
 Service: 06 Income: A.2 Age: B.3

CODE DESCRIPTION	Excp 2018	Excp 2019
------------------	-----------	-----------

**OBJECTS OF EXPENSE:**

2009 OTHER OPERATING EXPENSE	20,684	20,684
<b>Total, Objects of Expense</b>	<b>\$20,684</b>	<b>\$20,684</b>

**METHOD OF FINANCING:**

1 General Revenue Fund	20,684	20,684
<b>Total, Method of Finance</b>	<b>\$20,684</b>	<b>\$20,684</b>

**EXCEPTIONAL ITEM(S) INCLUDED IN STRATEGY:**

Restoration to Non-Formula Line Items

**4.C. Exceptional Items Strategy Request**  
 85th Regular Session, Agency Submission, Version 1  
 Automated Budget and Evaluation System of Texas (ABEST)

**DATE:** 10/17/2016  
**TIME:** 9:07:32AM

Agency Code: **733** Agency name: **Texas Tech University**

GOAL: 3 Provide Special Item Support

OBJECTIVE: 1 Instructional Support Special Item Support

STRATEGY: 1 Library Archival Support

Service Categories:

Service: 04 Income: A.2 Age: B.3

<b>CODE DESCRIPTION</b>	<b>Excp 2018</b>	<b>Excp 2019</b>
-------------------------	------------------	------------------

**OBJECTS OF EXPENSE:**

2009 OTHER OPERATING EXPENSE

21,350

21,350

**Total, Objects of Expense**

**\$21,350**

**\$21,350**

**METHOD OF FINANCING:**

1 General Revenue Fund

21,350

21,350

**Total, Method of Finance**

**\$21,350**

**\$21,350**

**EXCEPTIONAL ITEM(S) INCLUDED IN STRATEGY:**

Restoration to Non-Formula Line Items

**4.C. Exceptional Items Strategy Request**  
 85th Regular Session, Agency Submission, Version 1  
 Automated Budget and Evaluation System of Texas (ABEST)

**DATE:** 10/17/2016  
**TIME:** 9:07:32AM

Agency Code: **733** Agency name: **Texas Tech University**

GOAL: 3 Provide Special Item Support

OBJECTIVE: 2 Research Special Item Support

STRATEGY: 1 Research to Enhance Ag Production & Add Value to Ag Products in Texas

Service Categories:

Service: 21 Income: A.2 Age: B.3

<b>CODE DESCRIPTION</b>	<b>Excp 2018</b>	<b>Excp 2019</b>
-------------------------	------------------	------------------

**OBJECTS OF EXPENSE:**

2009 OTHER OPERATING EXPENSE

79,691

79,691

**Total, Objects of Expense**

**\$79,691**

**\$79,691**

**METHOD OF FINANCING:**

1 General Revenue Fund

79,691

79,691

**Total, Method of Finance**

**\$79,691**

**\$79,691**

**EXCEPTIONAL ITEM(S) INCLUDED IN STRATEGY:**

Restoration to Non-Formula Line Items



**4.C. Exceptional Items Strategy Request**  
 85th Regular Session, Agency Submission, Version 1  
 Automated Budget and Evaluation System of Texas (ABEST)

**DATE:** 10/17/2016  
**TIME:** 9:07:32AM

Agency Code: **733** Agency name: **Texas Tech University**

GOAL: 3 Provide Special Item Support

OBJECTIVE: 2 Research Special Item Support

STRATEGY: 2 Research in Energy Production and Environmental Protection in Texas

Service Categories:

Service: 21 Income: A.2 Age: B.3

CODE DESCRIPTION	Excp 2018	Excp 2019
------------------	-----------	-----------

**OBJECTS OF EXPENSE:**

2009 OTHER OPERATING EXPENSE

27,582

27,582

**Total, Objects of Expense**

**\$27,582**

**\$27,582**

**METHOD OF FINANCING:**

1 General Revenue Fund

27,582

27,582

**Total, Method of Finance**

**\$27,582**

**\$27,582**

**EXCEPTIONAL ITEM(S) INCLUDED IN STRATEGY:**

Restoration to Non-Formula Line Items

**4.C. Exceptional Items Strategy Request**  
 85th Regular Session, Agency Submission, Version 1  
 Automated Budget and Evaluation System of Texas (ABEST)

**DATE:** 10/17/2016  
**TIME:** 9:07:32AM

Agency Code: **733** Agency name: **Texas Tech University**

GOAL: 3 Provide Special Item Support  
 OBJECTIVE: 2 Research Special Item Support Service Categories:  
 STRATEGY: 3 Research in Emerging Technologies and Economic Development in Texas Service: 21 Income: A.2 Age: B.3

<b>CODE DESCRIPTION</b>	<b>Excp 2018</b>	<b>Excp 2019</b>
<b>OBJECTS OF EXPENSE:</b>		
2009 OTHER OPERATING EXPENSE	15,499	15,499
<b>Total, Objects of Expense</b>	<b>\$15,499</b>	<b>\$15,499</b>
<b>METHOD OF FINANCING:</b>		
1 General Revenue Fund	15,499	15,499
<b>Total, Method of Finance</b>	<b>\$15,499</b>	<b>\$15,499</b>

**EXCEPTIONAL ITEM(S) INCLUDED IN STRATEGY:**

Restoration to Non-Formula Line Items

**4.C. Exceptional Items Strategy Request**  
 85th Regular Session, Agency Submission, Version 1  
 Automated Budget and Evaluation System of Texas (ABEST)

**DATE:** 10/17/2016  
**TIME:** 9:07:32AM

Agency Code: **733** Agency name: **Texas Tech University**

GOAL: 3 Provide Special Item Support  
 OBJECTIVE: 3 Public Service Special Item Support  
 STRATEGY: 1 Junction Annex Operation

Service Categories:  
 Service: 19 Income: A.2 Age: B.3

<b>CODE DESCRIPTION</b>	<b>Excp 2018</b>	<b>Excp 2019</b>
-------------------------	------------------	------------------

**OBJECTS OF EXPENSE:**

2009 OTHER OPERATING EXPENSE	10,334	10,334
<b>Total, Objects of Expense</b>	<b>\$10,334</b>	<b>\$10,334</b>

**METHOD OF FINANCING:**

1 General Revenue Fund	10,334	10,334
<b>Total, Method of Finance</b>	<b>\$10,334</b>	<b>\$10,334</b>

**EXCEPTIONAL ITEM(S) INCLUDED IN STRATEGY:**

Restoration to Non-Formula Line Items

**4.C. Exceptional Items Strategy Request**  
 85th Regular Session, Agency Submission, Version 1  
 Automated Budget and Evaluation System of Texas (ABEST)

**DATE:** 10/17/2016  
**TIME:** 9:07:32AM

Agency Code: **733** Agency name: **Texas Tech University**

GOAL: 3 Provide Special Item Support

OBJECTIVE: 3 Public Service Special Item Support

STRATEGY: 2 Hill Country Educational Network

Service Categories:

Service: 19 Income: A.2 Age: B.3

<b>CODE DESCRIPTION</b>	<b>Excp 2018</b>	<b>Excp 2019</b>
-------------------------	------------------	------------------

**OBJECTS OF EXPENSE:**

2009 OTHER OPERATING EXPENSE

18,169

18,169

**Total, Objects of Expense**

**\$18,169**

**\$18,169**

**METHOD OF FINANCING:**

1 General Revenue Fund

18,169

18,169

**Total, Method of Finance**

**\$18,169**

**\$18,169**

**EXCEPTIONAL ITEM(S) INCLUDED IN STRATEGY:**

Restoration to Non-Formula Line Items

**4.C. Exceptional Items Strategy Request**  
 85th Regular Session, Agency Submission, Version 1  
 Automated Budget and Evaluation System of Texas (ABEST)

**DATE:** 10/17/2016  
**TIME:** 9:07:32AM

Agency Code: **733** Agency name: **Texas Tech University**

GOAL: 3 Provide Special Item Support  
 OBJECTIVE: 3 Public Service Special Item Support  
 STRATEGY: 3 Small Business Development Center

Service Categories:  
 Service: 13 Income: A.2 Age: B.3

CODE DESCRIPTION	Excp 2018	Excp 2019
------------------	-----------	-----------

**OBJECTS OF EXPENSE:**

1001 SALARIES AND WAGES	198,000	198,000
2009 OTHER OPERATING EXPENSE	54,019	54,019
<b>Total, Objects of Expense</b>	<b>\$252,019</b>	<b>\$252,019</b>

**METHOD OF FINANCING:**

1 General Revenue Fund	252,019	252,019
<b>Total, Method of Finance</b>	<b>\$252,019</b>	<b>\$252,019</b>

**FULL-TIME EQUIVALENT POSITIONS (FTE):** 5.0 5.0

**EXCEPTIONAL ITEM(S) INCLUDED IN STRATEGY:**

Restoration to Non-Formula Line Items  
 Small Business Development Center

**4.C. Exceptional Items Strategy Request**  
 85th Regular Session, Agency Submission, Version 1  
 Automated Budget and Evaluation System of Texas (ABEST)

**DATE:** 10/17/2016  
**TIME:** 9:07:32AM

Agency Code: **733** Agency name: **Texas Tech University**

GOAL: 3 Provide Special Item Support

OBJECTIVE: 3 Public Service Special Item Support

STRATEGY: 4 Museums and Historical, Cultural, and Educational Centers

Service Categories:

Service: 04 Income: A.2 Age: B.3

<b>CODE DESCRIPTION</b>	<b>Excp 2018</b>	<b>Excp 2019</b>
-------------------------	------------------	------------------

**OBJECTS OF EXPENSE:**

2009 OTHER OPERATING EXPENSE

60,923

60,923

**Total, Objects of Expense**

**\$60,923**

**\$60,923**

**METHOD OF FINANCING:**

1 General Revenue Fund

60,923

60,923

**Total, Method of Finance**

**\$60,923**

**\$60,923**

**EXCEPTIONAL ITEM(S) INCLUDED IN STRATEGY:**

Restoration to Non-Formula Line Items

**4.C. Exceptional Items Strategy Request**  
 85th Regular Session, Agency Submission, Version 1  
 Automated Budget and Evaluation System of Texas (ABEST)

**DATE:** 10/17/2016  
**TIME:** 9:07:32AM

Agency Code: **733** Agency name: **Texas Tech University**

GOAL: 3 Provide Special Item Support

OBJECTIVE: 3 Public Service Special Item Support

STRATEGY: 6 Center for Financial Responsibility

Service Categories:

Service: 19 Income: A.2 Age: B.3

CODE DESCRIPTION	Excp 2018	Excp 2019
------------------	-----------	-----------

**OBJECTS OF EXPENSE:**

2009 OTHER OPERATING EXPENSE

6,840

6,840

**Total, Objects of Expense**

**\$6,840**

**\$6,840**

**METHOD OF FINANCING:**

1 General Revenue Fund

6,840

6,840

**Total, Method of Finance**

**\$6,840**

**\$6,840**

**EXCEPTIONAL ITEM(S) INCLUDED IN STRATEGY:**

Restoration to Non-Formula Line Items

**4.C. Exceptional Items Strategy Request**  
 85th Regular Session, Agency Submission, Version 1  
 Automated Budget and Evaluation System of Texas (ABEST)

**DATE:** 10/17/2016  
**TIME:** 9:07:32AM

Agency Code: **733** Agency name: **Texas Tech University**

GOAL: 3 Provide Special Item Support

OBJECTIVE: 4 Institutional Support Special Item Support

STRATEGY: 1 Institutional Enhancement

Service Categories:

Service: 19 Income: A.2 Age: B.3

<b>CODE DESCRIPTION</b>	<b>Excp 2018</b>	<b>Excp 2019</b>
-------------------------	------------------	------------------

**OBJECTS OF EXPENSE:**

2009 OTHER OPERATING EXPENSE

283,468

283,469

**Total, Objects of Expense**

**\$283,468**

**\$283,469**

**METHOD OF FINANCING:**

1 General Revenue Fund

283,468

283,469

**Total, Method of Finance**

**\$283,468**

**\$283,469**

**EXCEPTIONAL ITEM(S) INCLUDED IN STRATEGY:**

Restoration to Non-Formula Line Items



**4.C. Exceptional Items Strategy Request**  
 85th Regular Session, Agency Submission, Version 1  
 Automated Budget and Evaluation System of Texas (ABEST)

**DATE:** 10/17/2016  
**TIME:** 9:07:32AM

Agency Code: **733** Agency name: **Texas Tech University**

GOAL: 3 Provide Special Item Support

OBJECTIVE: 5 Exceptional Item Request

STRATEGY: 1 Exceptional Item Request

Service Categories:

Service: 19 Income: A.2 Age: B.3

<b>CODE DESCRIPTION</b>	<b>Excp 2018</b>	<b>Excp 2019</b>
-------------------------	------------------	------------------

**OBJECTS OF EXPENSE:**

1001 SALARIES AND WAGES	1,730,000	2,630,000
1005 FACULTY SALARIES	1,825,327	2,586,821
2003 CONSUMABLE SUPPLIES	160,000	160,000
2005 TRAVEL	140,000	140,000
2006 RENT - BUILDING	470,000	740,000
2009 OTHER OPERATING EXPENSE	2,924,673	2,743,179
5000 CAPITAL EXPENDITURES	0	1,000,000
<b>Total, Objects of Expense</b>	<b>\$7,250,000</b>	<b>\$10,000,000</b>

**METHOD OF FINANCING:**

1 General Revenue Fund	7,250,000	10,000,000
<b>Total, Method of Finance</b>	<b>\$7,250,000</b>	<b>\$10,000,000</b>

**FULL-TIME EQUIVALENT POSITIONS (FTE):**

31.2	51.2
------	------

**EXCEPTIONAL ITEM(S) INCLUDED IN STRATEGY:**

College of Veterinary Medicine

Tech Teach 2+1 Program

**6.A. Historically Underutilized Business Supporting Schedule**  
 85th Regular Session, Agency Submission, Version 1  
 Automated Budget and Evaluation System of Texas (ABEST)

Date: **8/8/2016**  
 Time: **12:47:39PM**

Agency Code: **733** Agency: **Texas Tech University**

COMPARISON TO STATEWIDE HUB PROCUREMENT GOALS

**A. Fiscal Year 2014 - 2015 HUB Expenditure Information**

Statewide HUB Goals	Procurement Category	% Goal	HUB Expenditures FY 2014			Total Expenditures FY 2014		HUB Expenditures FY 2015			Total Expenditures FY 2015	
			% Actual	Diff	Actual \$	% Goal	% Actual	Diff	Actual \$	FY 2015		
11.2%	Heavy Construction	11.2 %	10.5%	-0.7%	\$104,992	\$1,000,958	11.2 %	3.8%	-7.4%	\$18,056	\$479,464	
21.1%	Building Construction	21.1 %	7.3%	-13.8%	\$4,996,322	\$68,082,650	21.1 %	13.0%	-8.1%	\$6,380,168	\$48,912,283	
32.9%	Special Trade	32.7 %	28.5%	-4.2%	\$11,443,668	\$40,202,876	32.7 %	23.3%	-9.4%	\$9,339,527	\$40,095,755	
23.7%	Professional Services	23.6 %	27.3%	3.7%	\$210,947	\$772,118	23.6 %	32.3%	8.7%	\$315,242	\$975,537	
26.0%	Other Services	24.6 %	15.1%	-9.5%	\$4,485,953	\$29,775,569	24.6 %	16.0%	-8.6%	\$5,411,140	\$33,759,426	
21.1%	Commodities	21.0 %	35.2%	14.2%	\$25,200,084	\$71,619,983	21.0 %	35.7%	14.7%	\$24,429,671	\$68,399,006	
	<b>Total Expenditures</b>		<b>22.0%</b>		<b>\$46,441,966</b>	<b>\$211,454,154</b>		<b>23.8%</b>		<b>\$45,893,804</b>	<b>\$192,621,471</b>	

**B. Assessment of Fiscal Year 2014 - 2015 Efforts to Meet HUB Procurement Goals**

**Attainment:**

The agency attained or exceeded 2 of 6, or 33% of the applicable statewide HUB procurement goals in FY 2014 and 2 of six, or 33% in FY 2015.

**Applicability:**

All procurement categories apply.

**Factors Affecting Attainment:**

- Heavy Construction for FY 14 & FY 15: Limited availability of HUB vendors within the geographical area.
- Specialized projects in FY 14 & FY 15.
- Building Construction for FY 14 & FY 15: Limited availability of HUB vendors within the geographical area
- Special Trade for FY 14 & FY 15: Limited availability of HUB vendors within the geographical area and specialized or unique requirements, specific to higher education
- Other Services for FY14 & FY 15: Limited availability of HUB vendors within the geographical area and specialized or unique requirements, specific to higher education

**"Good-Faith" Efforts:**

- FY14 Hosted training at Lubbock Procurement Assistance Ctr for disadvantaged businesses 8/21/14
- FY14 Hosted training for vendors completing HUB Subcontracting Plan 6/24/14
- FY14 Participated in Doing Business TX Style Spot Bid Fair DFW 5/11/14
- FY14 Participated in Professional Serv Advisory Committee Roundtable sponsored by TX Association of

**6.A. Historically Underutilized Business Supporting Schedule**  
85th Regular Session, Agency Submission, Version 1  
Automated Budget and Evaluation System of Texas (ABEST)

Date: **8/8/2016**  
Time: **12:47:39PM**

---

Agency Code: **733** Agency: **Texas Tech University**

African American Chambers of Commerce Odessa, TX 3/28/14  
FY14 Hosted WT Business Summit for small & disadvantaged businesses in Lubbock 11/12/13  
FY14 Sponsored/attended TX Association of Mexican American Chambers of Commerce Houston 10/3/13  
FY14 Implemented 2 Mentor-Protégé Agreements in FY14 & FY15  
FY15 Hosted Vendor Fair for TTU depts with vendors & HUB partners on campus 10/15/14  
FY15 Hosted Small Business Expo for small & disadvantaged businesses in Lubbock 4/21/15  
FY15 Attended/exhibited Doing Business TX Style Spot Bid Fair DFW 05/11/15  
FY15 Attended, sponsored & presented at State Contracting & HUB Program hosted by NWTX Procurement Assistance Ctr 7/23/15  
FY15 Entered into Memorandum of Cooperation with TX Association of African American Chambers of Commerce & TX Association of Mexican American Chambers of Commerce

6.G HOMELAND SECURITY FUNDING SCHEDULE - PART A TERRORISM

DATE: 8/8/2016  
TIME: 12:54:18PM

85th Regular Session, Agency Submission, Version 1  
Automated Budget and Evaluation System of Texas (ABEST)

Agency code: 733 Agency name: Texas Tech University

CODE	DESCRIPTION	Exp 2015	Est 2016	Bud 2017	BL 2018	BL 2019
<b>OBJECTS OF EXPENSE</b>						
1001	SALARIES AND WAGES	\$23,192	\$11,460	\$72,276	\$0	\$0
1002	OTHER PERSONNEL COSTS	\$4,532	\$175	\$0	\$0	\$0
1005	FACULTY SALARIES	\$29,906	\$16,138	\$0	\$0	\$0
2001	PROFESSIONAL FEES AND SERVICES	\$0	\$0	\$10,000	\$0	\$0
2003	CONSUMABLE SUPPLIES	\$3	\$0	\$0	\$0	\$0
2005	TRAVEL	\$0	\$1,908	\$13,597	\$0	\$0
2009	OTHER OPERATING EXPENSE	\$39,002	\$9,272	\$138,512	\$0	\$0
<b>TOTAL, OBJECTS OF EXPENSE</b>		<b>\$96,635</b>	<b>\$38,953</b>	<b>\$234,385</b>	<b>\$0</b>	<b>\$0</b>
<b>METHOD OF FINANCING</b>						
555	Federal Funds					
	CFDA 12.000.000, DOD MAINTENANCE	\$16,415	\$0	\$0	\$0	\$0
	CFDA 12.351.000, Combating Wpns of Mass Destruction	\$53,539	\$0	\$0	\$0	\$0
	CFDA 47.076.000, Education and Human Reso	\$26,681	\$38,953	\$234,385	\$0	\$0
	Subtotal, MOF (Federal Funds)	\$96,635	\$38,953	\$234,385	\$0	\$0
<b>TOTAL, METHOD OF FINANCE</b>		<b>\$96,635</b>	<b>\$38,953</b>	<b>\$234,385</b>	<b>\$0</b>	<b>\$0</b>
<b>FULL-TIME-EQUIVALENT POSITIONS</b>		<b>0.6</b>	<b>0.3</b>	<b>1.0</b>	<b>0.0</b>	<b>0.0</b>

NO FUNDS WERE PASSED THROUGH TO LOCAL ENTITIES

NO FUNDS WERE PASSED THROUGH TO OTHER STATE AGENCIES OR INSTITUTIONS OF HIGHER EDUCATION

**6.G HOMELAND SECURITY FUNDING SCHEDULE - PART A TERRORISM**

DATE: 8/8/2016

TIME: 12:54:18PM

85th Regular Session, Agency Submission, Version 1  
Automated Budget and Evaluation System of Texas (ABEST)

---

Agency code: **733**      Agency name: **Texas Tech University**

---

<b>CODE</b>	<b>DESCRIPTION</b>	<b>Exp 2015</b>	<b>Est 2016</b>	<b>Bud 2017</b>	<b>BL 2018</b>	<b>BL 2019</b>
-------------	--------------------	-----------------	-----------------	-----------------	----------------	----------------

---

**USE OF HOMELAND SECURITY FUNDS**

IED Dudding and Detection

T10 71 Admiral Elmo R Zumwalt Jr National Program FY11

Multiagent Swarm Based Application Software Development for Optimal Defense Strategy Synthesis of Geospatial Physical Networks in Networked Environments

SFS: Cyber Security of Industrial Control Systems

6.G HOMELAND SECURITY FUNDING SCHEDULE - PART B NATURAL OR MAN-MADE DISASTERS

DATE: 8/8/2016  
TIME: 12:56:13PM

85th Regular Session, Agency Submission, Version 1  
Automated Budget and Evaluation System of Texas (ABEST)

Agency code: 733 Agency name: Texas Tech University

CODE	DESCRIPTION	Exp 2015	Est 2016	Bud 2017	BL 2018	BL 2019
<b>OBJECTS OF EXPENSE</b>						
1001	SALARIES AND WAGES	\$92,305	\$162,385	\$182,646	\$101,629	\$0
1002	OTHER PERSONNEL COSTS	\$17,002	\$9,196	\$13,980	\$0	\$0
1005	FACULTY SALARIES	\$78,528	\$86,958	\$44,839	\$0	\$0
2001	PROFESSIONAL FEES AND SERVICES	\$5,789	\$0	\$0	\$0	\$0
2002	FUELS AND LUBRICANTS	\$0	\$145	\$80	\$80	\$0
2003	CONSUMABLE SUPPLIES	\$13,651	\$5,306	\$818	\$0	\$0
2005	TRAVEL	\$9,498	\$62,765	\$42,113	\$4,633	\$0
2007	RENT - MACHINE AND OTHER	\$0	\$4,597	\$800	\$0	\$0
2009	OTHER OPERATING EXPENSE	\$165,580	\$224,117	\$323,105	\$106,750	\$0
<b>TOTAL, OBJECTS OF EXPENSE</b>		<b>\$382,353</b>	<b>\$555,469</b>	<b>\$608,381</b>	<b>\$213,092</b>	<b>\$0</b>
<b>METHOD OF FINANCING</b>						
1	General Revenue Fund	\$0	\$12,739	\$0	\$0	\$0
	Subtotal, MOF (General Revenue Funds)	\$0	\$12,739	\$0	\$0	\$0
777	Interagency Contracts	\$203,068	\$130,136	\$0	\$0	\$0
8888	Local/Not Appropriated Funds	\$102,828	\$118,612	\$120,959	\$0	\$0
	Subtotal, MOF (Other Funds)	\$305,896	\$248,748	\$120,959	\$0	\$0
555	Federal Funds					
	CFDA 10.326.000, Capacity Building for NLGCAs	\$0	\$70,547	\$64,456	\$64,456	\$0
	CFDA 11.459.000, Weather and Air Quality	\$0	\$118,847	\$72,360	\$0	\$0
	CFDA 15.812.000, Cooperative Research Units Program	\$36,680	\$568	\$0	\$0	\$0
	CFDA 15.945.000, Cooperative Research and Training	\$0	\$33,606	\$4,347	\$4,347	\$0
	CFDA 47.041.000, Engineering Grants	\$39,777	\$66,148	\$346,259	\$144,289	\$0

6.G HOMELAND SECURITY FUNDING SCHEDULE - PART B NATURAL OR MAN-MADE DISASTERS

DATE: 8/8/2016  
 TIME: 12:56:13PM

85th Regular Session, Agency Submission, Version 1  
 Automated Budget and Evaluation System of Texas (ABEST)

Agency code: 733 Agency name: Texas Tech University

CODE	DESCRIPTION	Exp 2015	Est 2016	Bud 2017	BL 2018	BL 2019
555	Federal Funds					
	CFDA 47.050.000, Geosciences	\$0	\$4,266	\$0	\$0	\$0
	Subtotal, MOF (Federal Funds)	\$76,457	\$293,982	\$487,422	\$213,092	\$0
<b>TOTAL, METHOD OF FINANCE</b>		<b>\$382,353</b>	<b>\$555,469</b>	<b>\$608,381</b>	<b>\$213,092</b>	<b>\$0</b>
<b>FULL-TIME-EQUIVALENT POSITIONS</b>		<b>2.2</b>	<b>5.2</b>	<b>0.0</b>	<b>0.0</b>	<b>0.0</b>

NO FUNDS WERE PASSED THROUGH TO LOCAL ENTITIES

NO FUNDS WERE PASSED THROUGH TO OTHER STATE AGENCIES OR INSTITUTIONS OF HIGHER EDUCATION

USE OF HOMELAND SECURITY FUNDS

CNH-RCN: Urban Water Resiliency in a Climatic and Demographic Hot Spot  
 Enhanced Education & Expanded Research Capabilities Through Experimental Economics Laboratories  
 VORTEX-SE: Improving Understanding and Predictability of Tomadic Storms in the Southeastern U.S. Using Intensive Observations and High-Resolution Modeling  
 TCU 354 T11 17 Assessment Of Petroleum Exposure And Related Effects In Sea Turtles Inhabiting The Golf Of Mexico Coast  
 Resilient Landscape: Forest Thinning and Fire Impacts on Wildfire Habitat Interactions Phase I  
 RAPID: Collection of Perishable Data on Households Affected by Hurricane Sandy to Better Understand Variables Affecting Collective Post Disaster Housing Recovery  
 (NWI) RAPID: Collection of Perishable Data on Storm Shelters, Wind Speed Indicators, and Glazing after the May 20, 2013 Tornado in Moore, OK  
 NWI Collaborative Research: Characterization, Modeling and Uncertainty Analysis of Tornado Wind and Its Effects on Buildings  
 NWI Collaborative Research Planning Grant: I/UCRC for Windstorm Hazard Mitigation  
 NWI: Assessing Probabilistic Extreme and Fatigue Responses of Wind-Excited Structures  
 NWI: RAPID: Collaborative Research: Multi-Platform 3-D Scene Preservation of Tornado Damage to Engineered Structures  
 Dispersion Research on Oil: Physics and Plankton Studies (DROPPS II)  
 0-6824 New Rainfall Coefficients  
 Modeling a Change in Flowrate Through Detention or Additional Pavement on the Receiving Stream  
 NWI: Wind Hazard Risk Analysis  
 Storm Shelters  
 Evaluation of dissolved-phase PAH sorption onto different coranoclay samples

**6.H. Estimated Funds Outside the Institution's Bill Pattern**  
85th Regular Session, Agency Submission, Version 1

**Texas Tech University (733)**  
**Estimated Funds Outside the Institution's Bill Pattern**  
**2016-17 and 2018-19 Biennia**

	2016-17 Biennium				2018-19 Biennium			
	FY 2016 Revenue	FY 2017 Revenue	Biennium Total	Percent of Total	FY 2018 Revenue	FY 2019 Revenue	Biennium Total	Percent of Total
<b>APPROPRIATED SOURCES INSIDE THE BILL PATTERN</b>								
State Appropriations (excluding HEGI & State Paid Fringes)	\$ 153,730,298	\$ 153,884,552	\$ 307,614,850		\$ 152,687,433	\$ 152,687,433	\$ 305,374,866	
Tuition and Fees (net of Discounts and Allowances)	59,735,152	61,780,465	121,515,617		61,780,465	61,780,465	123,560,930	
Endowment and Interest Income	144,857	130,150	275,007		130,150	130,150	260,300	
Sales and Services of Educational Activities (net)	-	-	-		-	-	-	
Sales and Services of Hospitals (net)	-	-	-		-	-	-	
Other Income	2,500	2,500	5,000		2,500	2,500	5,000	
<b>Total</b>	<b>213,612,807</b>	<b>215,797,667</b>	<b>429,410,474</b>	<b>23.8%</b>	<b>214,600,548</b>	<b>214,600,548</b>	<b>429,201,096</b>	<b>23.9%</b>
<b>APPROPRIATED SOURCES OUTSIDE THE BILL PATTERN</b>								
State Appropriations (HEGI & State Paid Fringes)	\$ 34,277,714	\$ 34,277,714	\$ 68,555,427		\$ 34,277,714	\$ 34,277,714	\$ 68,555,427	
Higher Education Assistance Funds	32,817,206	49,225,809	82,043,015		49,225,809	49,225,809	98,451,618	
Available University Fund	-	-	-		-	-	-	
National Research University Fund	10,344,654	9,459,322	19,803,976		9,459,322	9,459,322	18,918,644	
State Grants and Contracts	-	-	-		-	-	-	
<b>Total</b>	<b>77,439,574</b>	<b>92,962,845</b>	<b>170,402,418</b>	<b>9.5%</b>	<b>92,962,845</b>	<b>92,962,845</b>	<b>185,925,689</b>	<b>10.4%</b>
<b>NON-APPROPRIATED SOURCES</b>								
Tuition and Fees (net of Discounts and Allowances)	\$ 295,158,921	\$ 295,158,921	\$ 590,317,842		\$ 295,158,921	\$ 295,158,921	\$ 590,317,842	
Federal Grants and Contracts	49,573,185	49,573,185	99,146,370		49,573,185	49,573,185	99,146,370	
State Grants and Contracts	50,819,377	28,577,544	79,396,921		28,577,544	28,577,544	57,155,088	
Local Government Grants and Contracts	23,238,417	23,238,417	46,476,833		23,238,417	23,238,417	46,476,833	
Private Gifts and Grants	61,814,506	61,814,506	123,629,012		61,814,506	61,814,506	123,629,012	
Endowment and Interest Income	28,367,319	28,367,319	56,734,638		28,367,319	28,367,319	56,734,638	
Sales and Services of Educational Activities (net)	13,173,009	13,173,009	26,346,017		13,173,009	13,173,009	26,346,017	
Sales and Services of Hospitals (net)	-	-	-		-	-	-	
Professional Fees (net)	-	-	-		-	-	-	
Auxiliary Enterprises (net)	81,129,228	81,129,228	162,258,456		81,129,228	81,129,228	162,258,456	
Other Income	9,392,392	9,392,392	18,784,783		9,392,392	9,392,392	18,784,783	
<b>Total</b>	<b>612,666,353</b>	<b>590,424,520</b>	<b>1,203,090,872</b>	<b>66.7%</b>	<b>590,424,520</b>	<b>590,424,520</b>	<b>1,180,849,039</b>	<b>65.7%</b>
<b>TOTAL SOURCES</b>	<b>\$ 903,718,733</b>	<b>\$ 899,185,031</b>	<b>\$ 1,802,903,764</b>	<b>100.0%</b>	<b>\$ 897,987,912</b>	<b>\$ 897,987,912</b>	<b>\$ 1,795,975,824</b>	<b>100.0%</b>



**6.I. Percent Biennial Base Reduction Options**

**10 % REDUCTION**

85th Regular Session, Agency Submission, Version 1  
Automated Budget and Evaluation System of Texas (ABEST)

Date: 8/12/2016  
Time: 12:32:41PM

Agency code: 733 Agency name: Texas Tech University

Item Priority and Name/ Method of Financing	REVENUE LOSS			REDUCTION AMOUNT			TARGET
	2018	2019	Biennial Total	2018	2019	Biennial Total	

**1 Special Line Item Operations Reduction - 5%**

**Category:** Administrative - Operating Expenses

**Item Comment:** Workers' Compensation Insurance-Reduce the university's ability to fund assessment for the state's workers' compensation funding pool.

Library Archival Support-Reduce the funding used to support 1 archivist position.

Agricultural Research-Reduce funding that is critical to sustain the viability of research in agriculture and rural communities in the highly productive region of the state.

Energy Research-Reduce funding on important research of significant drivers of the economy that benefit the State of Texas and surrounding region.

Emerging Technologies-Reduce funding for research in new technologies.

Junction-Reduce support for state higher education goals by not providing access to rural, place-bound students and not being able to support workforce development training.

Hill Country-Reduce funding which supports the strategic goals of the Texas Higher Education Coordinating Board and in an underserved higher education region of the state.

Small Business Development-Reduce support for economic development and job creation.

Museum and Centers-Reduce funding for staff, accreditation, and forfeiture of collections held-in-trust on behalf of the state and federal governments.

Center for Financial Responsibility-Reduce institutional framework to develop unique programs, services and research in personal finance.

Institutional Enhancement- Reduce support for university institutional support and general administration.

Strategy: 1-1-4 Workers' Compensation Insurance

General Revenue Funds

1 General Revenue Fund	\$0	\$0	\$0	\$24,821	\$24,821	\$49,642
<b>General Revenue Funds Total</b>	<b>\$0</b>	<b>\$0</b>	<b>\$0</b>	<b>\$24,821</b>	<b>\$24,821</b>	<b>\$49,642</b>

Strategy: 3-1-1 Library Archival Support

General Revenue Funds

1 General Revenue Fund	\$0	\$0	\$0	\$25,620	\$25,620	\$51,240
<b>General Revenue Funds Total</b>	<b>\$0</b>	<b>\$0</b>	<b>\$0</b>	<b>\$25,620</b>	<b>\$25,620</b>	<b>\$51,240</b>

Strategy: 3-2-1 Research to Enhance Ag Production & Add Value to Ag Products in Texas

**6.I. Percent Biennial Base Reduction Options**

**10 % REDUCTION**

85th Regular Session, Agency Submission, Version 1  
Automated Budget and Evaluation System of Texas (ABEST)

Date: 8/12/2016  
Time: 12:32:41PM

Agency code: 733 Agency name: Texas Tech University

Item Priority and Name/ Method of Financing	REVENUE LOSS			REDUCTION AMOUNT			TARGET
	2018	2019	Biennial Total	2018	2019	Biennial Total	
<u>General Revenue Funds</u>							
1 General Revenue Fund	\$0	\$0	\$0	\$95,629	\$95,629	\$191,258	
<b>General Revenue Funds Total</b>	<b>\$0</b>	<b>\$0</b>	<b>\$0</b>	<b>\$95,629</b>	<b>\$95,629</b>	<b>\$191,258</b>	
Strategy: 3-2-2 Research in Energy Production and Environmental Protection in Texas							
<u>General Revenue Funds</u>							
1 General Revenue Fund	\$0	\$0	\$0	\$33,098	\$33,098	\$66,196	
<b>General Revenue Funds Total</b>	<b>\$0</b>	<b>\$0</b>	<b>\$0</b>	<b>\$33,098</b>	<b>\$33,098</b>	<b>\$66,196</b>	
Strategy: 3-2-3 Research in Emerging Technologies and Economic Development in Texas							
<u>General Revenue Funds</u>							
1 General Revenue Fund	\$0	\$0	\$0	\$18,599	\$18,599	\$37,198	
<b>General Revenue Funds Total</b>	<b>\$0</b>	<b>\$0</b>	<b>\$0</b>	<b>\$18,599</b>	<b>\$18,599</b>	<b>\$37,198</b>	
Strategy: 3-3-1 Junction Annex Operation							
<u>General Revenue Funds</u>							
1 General Revenue Fund	\$0	\$0	\$0	\$12,401	\$12,401	\$24,802	
<b>General Revenue Funds Total</b>	<b>\$0</b>	<b>\$0</b>	<b>\$0</b>	<b>\$12,401</b>	<b>\$12,401</b>	<b>\$24,802</b>	
Strategy: 3-3-2 Hill Country Educational Network							
<u>General Revenue Funds</u>							
1 General Revenue Fund	\$0	\$0	\$0	\$21,803	\$21,803	\$43,606	
<b>General Revenue Funds Total</b>	<b>\$0</b>	<b>\$0</b>	<b>\$0</b>	<b>\$21,803</b>	<b>\$21,803</b>	<b>\$43,606</b>	
Strategy: 3-3-3 Small Business Development Center							
<u>General Revenue Funds</u>							

**6.I. Percent Biennial Base Reduction Options**

**10 % REDUCTION**

85th Regular Session, Agency Submission, Version 1  
Automated Budget and Evaluation System of Texas (ABEST)

Date: 8/12/2016  
Time: 12:32:41PM

Agency code: 733 Agency name: Texas Tech University

Item Priority and Name/ Method of Financing	REVENUE LOSS			REDUCTION AMOUNT			TARGET
	2018	2019	Biennial Total	2018	2019	Biennial Total	
1 General Revenue Fund	\$0	\$0	\$0	\$64,823	\$64,823	\$129,646	
<b>General Revenue Funds Total</b>	<b>\$0</b>	<b>\$0</b>	<b>\$0</b>	<b>\$64,823</b>	<b>\$64,823</b>	<b>\$129,646</b>	
Strategy: 3-3-4 Museums and Historical, Cultural, and Educational Centers							
<u>General Revenue Funds</u>							
1 General Revenue Fund	\$0	\$0	\$0	\$73,107	\$73,107	\$146,214	
<b>General Revenue Funds Total</b>	<b>\$0</b>	<b>\$0</b>	<b>\$0</b>	<b>\$73,107</b>	<b>\$73,107</b>	<b>\$146,214</b>	
Strategy: 3-3-6 Center for Financial Responsibility							
<u>General Revenue Funds</u>							
1 General Revenue Fund	\$0	\$0	\$0	\$8,208	\$8,208	\$16,416	
<b>General Revenue Funds Total</b>	<b>\$0</b>	<b>\$0</b>	<b>\$0</b>	<b>\$8,208</b>	<b>\$8,208</b>	<b>\$16,416</b>	
Strategy: 3-4-1 Institutional Enhancement							
<u>General Revenue Funds</u>							
1 General Revenue Fund	\$0	\$0	\$0	\$340,162	\$340,162	\$680,324	
<b>General Revenue Funds Total</b>	<b>\$0</b>	<b>\$0</b>	<b>\$0</b>	<b>\$340,162</b>	<b>\$340,162</b>	<b>\$680,324</b>	
<b>Item Total</b>	<b>\$0</b>	<b>\$0</b>	<b>\$0</b>	<b>\$718,271</b>	<b>\$718,271</b>	<b>\$1,436,542</b>	

**FTE Reductions (From FY 2018 and FY 2019 Base Request)**

**2 Special Line Item Operations Reduction - 10%**

**Category:** Administrative - Operating Expenses

**6.I. Percent Biennial Base Reduction Options**

**10 % REDUCTION**

85th Regular Session, Agency Submission, Version 1  
Automated Budget and Evaluation System of Texas (ABEST)

Date: 8/12/2016  
Time: 12:32:41PM

Agency code: 733 Agency name: Texas Tech University

Item Priority and Name/ Method of Financing	REVENUE LOSS			REDUCTION AMOUNT			TARGET
	2018	2019	Biennial Total	2018	2019	Biennial Total	
<p><b>Item Comment:</b> Workers' Compensation Insurance-Reduce the university's ability to fund assessment for the state's workers' compensation funding pool.                      Library Archival Support-Reduce the funding used to support 1 archivist position.                      Agricultural Research-Reduce funding that is critical to sustain the viability of research in agriculture and rural communities in the highly productive region of the state.                      Energy Research-Reduce funding on important research of significant drivers of the economy that benefit the State of Texas and surrounding region.                      Emerging Technologies-Reduce funding for research in new technologies.                      Junction-Reduce support for state higher education goals by not providing access to rural, place-bound students and not being able to support workforce development training.                      Hill Country-Reduce funding which supports the strategic goals of the Texas Higher Education Coordinating Board and in an underserved higher education region of the state.                      Small Business Development-Reduce economic development and job creation.                      Museum and Centers-Reduce funding for staff, accreditation, and forfeiture of collections held-in-trust on behalf of the state and federal governments.                      Center for Financial Responsibility-Reduce institutional framework to develop unique programs, services and research in personal finance.                      Institutional Enhancement- Reduce support for university institutional support and general administration.</p> <p>Strategy: 1-1-4 Workers' Compensation Insurance</p>							
<u>General Revenue Funds</u>							
1 General Revenue Fund	\$0	\$0	\$0	\$24,821	\$24,821	\$49,642	
<b>General Revenue Funds Total</b>	<b>\$0</b>	<b>\$0</b>	<b>\$0</b>	<b>\$24,821</b>	<b>\$24,821</b>	<b>\$49,642</b>	
<p>Strategy: 3-1-1 Library Archival Support</p>							
<u>General Revenue Funds</u>							
1 General Revenue Fund	\$0	\$0	\$0	\$25,620	\$25,620	\$51,240	
<b>General Revenue Funds Total</b>	<b>\$0</b>	<b>\$0</b>	<b>\$0</b>	<b>\$25,620</b>	<b>\$25,620</b>	<b>\$51,240</b>	
<p>Strategy: 3-2-1 Research to Enhance Ag Production &amp; Add Value to Ag Products in Texas</p>							
<u>General Revenue Funds</u>							

**6.I. Percent Biennial Base Reduction Options**

**10 % REDUCTION**

85th Regular Session, Agency Submission, Version 1  
Automated Budget and Evaluation System of Texas (ABEST)

Date: 8/12/2016  
Time: 12:32:41PM

Agency code: 733 Agency name: Texas Tech University

Item Priority and Name/ Method of Financing	REVENUE LOSS			REDUCTION AMOUNT			TARGET
	2018	2019	Biennial Total	2018	2019	Biennial Total	
1 General Revenue Fund	\$0	\$0	\$0	\$95,629	\$95,629	\$191,258	
<b>General Revenue Funds Total</b>	<b>\$0</b>	<b>\$0</b>	<b>\$0</b>	<b>\$95,629</b>	<b>\$95,629</b>	<b>\$191,258</b>	
Strategy: 3-2-2 Research in Energy Production and Environmental Protection in Texas							
<u>General Revenue Funds</u>							
1 General Revenue Fund	\$0	\$0	\$0	\$33,098	\$33,098	\$66,196	
<b>General Revenue Funds Total</b>	<b>\$0</b>	<b>\$0</b>	<b>\$0</b>	<b>\$33,098</b>	<b>\$33,098</b>	<b>\$66,196</b>	
Strategy: 3-2-3 Research in Emerging Technologies and Economic Development in Texas							
<u>General Revenue Funds</u>							
1 General Revenue Fund	\$0	\$0	\$0	\$18,599	\$18,599	\$37,198	
<b>General Revenue Funds Total</b>	<b>\$0</b>	<b>\$0</b>	<b>\$0</b>	<b>\$18,599</b>	<b>\$18,599</b>	<b>\$37,198</b>	
Strategy: 3-3-1 Junction Annex Operation							
<u>General Revenue Funds</u>							
1 General Revenue Fund	\$0	\$0	\$0	\$12,401	\$12,401	\$24,802	
<b>General Revenue Funds Total</b>	<b>\$0</b>	<b>\$0</b>	<b>\$0</b>	<b>\$12,401</b>	<b>\$12,401</b>	<b>\$24,802</b>	
Strategy: 3-3-2 Hill Country Educational Network							
<u>General Revenue Funds</u>							
1 General Revenue Fund	\$0	\$0	\$0	\$21,803	\$21,803	\$43,606	
<b>General Revenue Funds Total</b>	<b>\$0</b>	<b>\$0</b>	<b>\$0</b>	<b>\$21,803</b>	<b>\$21,803</b>	<b>\$43,606</b>	
Strategy: 3-3-3 Small Business Development Center							
<u>General Revenue Funds</u>							
1 General Revenue Fund	\$0	\$0	\$0	\$64,823	\$64,823	\$129,646	

**6.I. Percent Biennial Base Reduction Options**

**10 % REDUCTION**

85th Regular Session, Agency Submission, Version 1  
Automated Budget and Evaluation System of Texas (ABEST)

Date: 8/12/2016  
Time: 12:32:41PM

Agency code: 733 Agency name: Texas Tech University

Item Priority and Name/ Method of Financing	REVENUE LOSS			REDUCTION AMOUNT			TARGET
	2018	2019	Biennial Total	2018	2019	Biennial Total	
<b>General Revenue Funds Total</b>	<b>\$0</b>	<b>\$0</b>	<b>\$0</b>	<b>\$64,823</b>	<b>\$64,823</b>	<b>\$129,646</b>	
Strategy: 3-3-4 Museums and Historical, Cultural, and Educational Centers							
<u>General Revenue Funds</u>							
1 General Revenue Fund	\$0	\$0	\$0	\$73,107	\$73,107	\$146,214	
<b>General Revenue Funds Total</b>	<b>\$0</b>	<b>\$0</b>	<b>\$0</b>	<b>\$73,107</b>	<b>\$73,107</b>	<b>\$146,214</b>	
Strategy: 3-3-6 Center for Financial Responsibility							
<u>General Revenue Funds</u>							
1 General Revenue Fund	\$0	\$0	\$0	\$8,208	\$8,208	\$16,416	
<b>General Revenue Funds Total</b>	<b>\$0</b>	<b>\$0</b>	<b>\$0</b>	<b>\$8,208</b>	<b>\$8,208</b>	<b>\$16,416</b>	
Strategy: 3-4-1 Institutional Enhancement							
<u>General Revenue Funds</u>							
1 General Revenue Fund	\$0	\$0	\$0	\$340,162	\$340,163	\$680,325	
<b>General Revenue Funds Total</b>	<b>\$0</b>	<b>\$0</b>	<b>\$0</b>	<b>\$340,162</b>	<b>\$340,163</b>	<b>\$680,325</b>	
<b>Item Total</b>	<b>\$0</b>	<b>\$0</b>	<b>\$0</b>	<b>\$718,271</b>	<b>\$718,272</b>	<b>\$1,436,543</b>	
<b>FTE Reductions (From FY 2018 and FY 2019 Base Request)</b>							
<b>AGENCY TOTALS</b>							
<b>General Revenue Total</b>				<b>\$1,436,542</b>	<b>\$1,436,543</b>	<b>\$2,873,085</b>	<b>\$2,873,085</b>
<b>Agency Grand Total</b>	<b>\$0</b>	<b>\$0</b>	<b>\$0</b>	<b>\$1,436,542</b>	<b>\$1,436,543</b>	<b>\$2,873,085</b>	
<b>Difference, Options Total Less Target</b>							
<b>Agency FTE Reductions (From FY 2018 and FY 2019 Base Request)</b>							

Schedule 1A: Other Educational and General Income

10/14/2016 4:33:30PM

85th Regular Session, Agency Submission, Version 1  
Automated Budget and Evaluation System of Texas (ABEST)

<b>733 Texas Tech University</b>					
	<b>Act 2015</b>	<b>Act 2016</b>	<b>Bud 2017</b>	<b>Est 2018</b>	<b>Est 2019</b>
<b>Gross Tuition</b>					
Gross Resident Tuition	45,827,853	47,004,280	47,944,364	48,903,253	49,881,318
Gross Non-Resident Tuition	47,004,634	52,117,964	54,202,683	55,286,736	56,392,471
<b>Gross Tuition</b>	<b>92,832,487</b>	<b>99,122,244</b>	<b>102,147,047</b>	<b>104,189,989</b>	<b>106,273,789</b>
Less: Resident Waivers and Exemptions (excludes Hazlewood)	(397,518)	(465,165)	(474,468)	(483,958)	(493,637)
Less: Non-Resident Waivers and Exemptions	(28,271,111)	(31,289,023)	(32,540,584)	(33,191,396)	(33,855,224)
Less: Hazlewood Exemptions	(1,925,210)	(2,230,232)	(2,274,836)	(2,320,333)	(2,366,740)
Less: Board Authorized Tuition Increases (TX. Educ. Code Ann. Sec. 54.008)	(7,911,869)	(7,793,640)	(7,949,512)	(8,108,502)	(8,270,672)
Less: Tuition increases charged to doctoral students with hours in excess of 100 (TX. Educ. Code Ann. Sec. 54.012)	0	0	0	0	0
Less: Tuition increases charged to undergraduate students with excessive hours above degree requirements. (TX. Educ. Code Ann. Sec. 61.0595)	0	0	0	0	0
Less: Tuition rebates for certain undergraduates (TX. Educ. Code Ann. Sec. 54.0065)	(527,000)	(426,000)	(500,000)	(500,000)	(500,000)
Plus: Tuition waived for Students 55 Years or Older (TX. Educ. Code Ann. Sec. 54.013)	111,685	144,805	144,805	144,805	144,805
Less: Tuition for repeated or excessive hours (TX. Educ. Code Ann. Sec. 54.014)	0	0	0	0	0
Plus: Tuition waived for Texas Grant Recipients (TX. Educ. Code Ann. Sec. 56.307)	0	0	0	0	0
<b>Subtotal</b>	<b>53,911,464</b>	<b>57,062,989</b>	<b>58,552,452</b>	<b>59,730,605</b>	<b>60,932,321</b>
Less: Transfer of funds for Texas Public Education Grants Program (Tex. Educ. Code Ann. Sec. 56c) and for Emergency Loans (Tex. Educ. Code Ann. Sec. 56d)	(6,337,175)	(6,518,328)	(6,848,695)	(7,185,669)	(7,429,382)
Less: Transfer of Funds (2%) for Physician/Dental Loans (Medical Schools)	0	0	0	0	0
Less: Statutory Tuition (Tx. Educ. Code Ann. Sec. 54.051) Set Aside for Doctoral Incentive Loan Repayment Program (Tx. Educ. Code Ann. Sec. 56.095)	(86,528)	0	0	0	0
Less: Other Authorized Deduction					
<b>Net Tuition</b>	<b>47,487,761</b>	<b>50,544,661</b>	<b>51,703,757</b>	<b>52,544,936</b>	<b>53,502,939</b>

**Schedule 1A: Other Educational and General Income**

10/14/2016 4:33:30PM

85th Regular Session, Agency Submission, Version 1  
Automated Budget and Evaluation System of Texas (ABEST)

<b>733 Texas Tech University</b>					
	<b>Act 2015</b>	<b>Act 2016</b>	<b>Bud 2017</b>	<b>Est 2018</b>	<b>Est 2019</b>
Student Teaching Fees	0	0	0	0	0
Special Course Fees	0	0	0	0	0
Laboratory Fees	0	0	0	0	0
<b>Subtotal, Tuition and Fees (Formula Amounts for Health-Related Institutions)</b>	<b>47,487,761</b>	<b>50,544,661</b>	<b>51,703,757</b>	<b>52,544,936</b>	<b>53,502,939</b>
<b>OTHER INCOME</b>					
<b>Interest on General Funds:</b>					
Local Funds in State Treasury	129,589	261,482	150,000	150,000	150,000
Funds in Local Depositories, e.g., local amounts	150	150	150	150	150
Other Income (Itemize)					
E&G Facilities Rental	2,500	3,500	3,500	3,500	3,500
<b>Subtotal, Other Income</b>	<b>132,239</b>	<b>265,132</b>	<b>153,650</b>	<b>153,650</b>	<b>153,650</b>
<b>Subtotal, Other Educational and General Income</b>	<b>47,620,000</b>	<b>50,809,793</b>	<b>51,857,407</b>	<b>52,698,586</b>	<b>53,656,589</b>
Less: O.A.S.I. Applicable to Educational and General Local Funds Payrolls	(2,671,758)	(2,808,584)	(2,808,584)	(2,808,584)	(2,808,584)
Less: Teachers Retirement System and ORP Proportionality for Educational and General Funds	(2,520,534)	(2,636,557)	(2,636,557)	(2,636,557)	(2,636,557)
Less: Staff Group Insurance Premiums	(5,959,676)	(6,420,185)	(6,420,185)	(6,420,185)	(6,420,185)
<b>Total, Other Educational and General Income (Formula Amounts for General Academic Institutions)</b>	<b>36,468,032</b>	<b>38,944,467</b>	<b>39,992,081</b>	<b>40,833,260</b>	<b>41,791,263</b>
<b>Reconciliation to Summary of Request for FY 2015-2017:</b>					
Plus: Transfer of Funds for Texas Public Education Grants Program and Physician Loans	6,337,174	6,518,328	6,848,695	7,185,669	7,429,382
Plus: Transfer of Funds 2% for Physician/Dental Loans (Medical Schools)	0	0	0	0	0
Plus: Transfer of Funds for Cancellation of Student Loans of Physicians	0	0	0	0	0
Plus: Organized Activities	575,000	575,000	575,000	575,000	575,000
Plus: Staff Group Insurance Premiums	5,959,676	6,420,185	6,420,185	6,420,185	6,420,185
Plus: Board-authorized Tuition Income	7,911,869	7,793,640	7,949,512	8,108,502	8,270,672
Plus: Tuition Increases Charged to Doctoral Students with Hours in Excess of 100	0	0	0	0	0



**Schedule 1A: Other Educational and General Income**

10/14/2016 4:33:30PM

85th Regular Session, Agency Submission, Version 1  
 Automated Budget and Evaluation System of Texas (ABEST)

<b>733 Texas Tech University</b>					
	<b>Act 2015</b>	<b>Act 2016</b>	<b>Bud 2017</b>	<b>Est 2018</b>	<b>Est 2019</b>
Plus: Tuition Increases Charged to Undergraduate Students with Excessive Hours above Degree Requirements (TX. Educ. Code Ann. Sec. 61.0595)	0	0	0	0	0
Plus: Tuition rebates for certain undergraduates (TX Educ.Code Ann. Sec. 54.0065)	527,000	426,000	500,000	500,000	500,000
Plus: Tuition for repeated or excessive hours (TX. Educ. Code Ann. Sec. 54.014)	0	0	0	0	0
Less: Tuition Waived for Students 55 Years or Older	(111,685)	(144,805)	(144,805)	(144,805)	(144,805)
Less: Tuition Waived for Texas Grant Recipients	0	0	0	0	0
<b>Total, Other Educational and General Income Reported on Summary of Request</b>	<b>57,667,066</b>	<b>60,532,815</b>	<b>62,140,668</b>	<b>63,477,811</b>	<b>64,841,697</b>

Schedule 2: Selected Educational, General and Other Funds

10/14/2016 4:35:20PM

85th Regular Session, Agency Submission, Version 1  
 Automated Budget and Evaluation System of Texas (ABEST)

733 Texas Tech University

	Act 2015	Act 2016	Bud 2017	Est 2018	Est 2019
<b>General Revenue Transfers</b>					
Transfer from Coordinating Board for Advanced Research Program	46,986	73,825	0	0	0
Transfer from Coordinating Board for Texas College Work Study Program (2015, 2016, 2017)	210,726	135,181	124,000	0	0
Transfer from Coordinating Board for Professional Nursing Shortage Reduction Program	0	0	0	0	0
Transfer of GR Group Insurance Premium from Comptroller (UT and TAMU Components only)	0	0	0	0	0
Less: Transfer to Other Institutions	0	0	0	0	0
Less: Transfer to Department of Health, Disproportionate Share - State-Owned Hospitals (2015, 2016, 2017)	0	0	0	0	0
<b>Other (Itemize)</b>					
Top 10% Scholarship	347,000	195,200	190,000	0	0
Texas Research Incentive Program	8,081,615	35,105,184	12,766,347	0	0
College Readiness Outreach	6,941	619	0	0	0
Outreach and Success	38,850	2,889	0	0	0
Engineering Recruitment Program	6,046	958	0	0	0
Transfer from THCB - Joint Admissions Program	13,488	14,189	14,899	0	0
Transfer from THCB - Autism Grant Program	0	0	443,512	0	0
Other: Fifth Year Accounting Scholarship	30,000	47,539	40,000	0	0
Texas Grants	11,740,250	12,708,763	12,000,000	0	0
B-on-Time Program	3,223,758	2,417,289	2,800,000	0	0
Less: Transfer to System Administration	(1,753,337)	(1,914,261)	(1,968,460)	0	0
<b>Subtotal, General Revenue Transfers</b>	<b>21,992,323</b>	<b>48,787,375</b>	<b>26,410,298</b>	<b>0</b>	<b>0</b>
General Revenue HEF for Operating Expenses	7,780,958	16,725,400	17,087,290	0	0
Transfer from Available University Funds (UT, A&M and Prairie View A&M Only)	0	0	0	0	0
<b>Other Additions (Itemize)</b>					
Increase Capital Projects - Educational and General Funds	0	0	0	0	0
Transfer from Department of Health, Disproportionate Share - State-owned Hospitals (2015, 2016, 2017)	0	0	0	0	0

**Schedule 2: Selected Educational, General and Other Funds**

10/14/2016 4:35:20PM

85th Regular Session, Agency Submission, Version 1  
 Automated Budget and Evaluation System of Texas (ABEST)

<b>733 Texas Tech University</b>					
	<b>Act 2015</b>	<b>Act 2016</b>	<b>Bud 2017</b>	<b>Est 2018</b>	<b>Est 2019</b>
Transfers from Other Funds, e.g., Designated funds transferred for educational and general activities (Itemize)	0	0	0	0	0
Transfer from Coordinating Board for Incentive Funding Other (Itemize)	0	0	0	0	0
<b>Gross Designated Tuition (Sec. 54.0513)</b>	<b>153,769,672</b>	<b>165,416,301</b>	<b>170,000,000</b>	<b>170,000,000</b>	<b>170,000,000</b>
<b>Indirect Cost Recovery (Sec. 145.001(d))</b>	<b>8,173,665</b>	<b>8,573,700</b>	<b>8,800,000</b>	<b>8,800,000</b>	<b>8,800,000</b>
<b>Correctional Managed Care Contracts</b>	<b>0</b>	<b>0</b>	<b>0</b>	<b>0</b>	<b>0</b>

**Schedule 3A: Staff Group Insurance Data Elements (ERS)**  
 85th Regular Session, Agency Submission, Version 1  
 Automated Budget and Evaluation System of Texas (ABEST)

10/14/2016 4:36:55PM

**733 Texas Tech University**

	<b>E&amp;G Enrollment</b>	<b>GR Enrollment</b>	<b>GR-D/OEGI Enrollment</b>	<b>Total E&amp;G (Check)</b>	<b>Local Non-E&amp;G</b>
<b>GR &amp; GR-D Percentages</b>					
GR %	76.56%				
GR-D/Other %	23.44%				
<b>Total Percentage</b>	<b>100.00%</b>				
<b>FULL TIME ACTIVES</b>					
1a Employee Only	1,243	952	291	1,243	1,560
2a Employee and Children	414	317	97	414	394
3a Employee and Spouse	310	237	73	310	199
4a Employee and Family	443	339	104	443	284
5a Eligible, Opt Out	11	8	3	11	14
6a Eligible, Not Enrolled	53	41	12	53	78
<b>Total for This Section</b>	<b>2,474</b>	<b>1,894</b>	<b>580</b>	<b>2,474</b>	<b>2,529</b>
<b>PART TIME ACTIVES</b>					
1b Employee Only	125	96	29	125	160
2b Employee and Children	7	5	2	7	15
3b Employee and Spouse	7	5	2	7	10
4b Employee and Family	6	5	1	6	12
5b Eligible, Opt Out	6	5	1	6	14
6b Eligible, Not Enrolled	219	168	51	219	284
<b>Total for This Section</b>	<b>370</b>	<b>284</b>	<b>86</b>	<b>370</b>	<b>495</b>
<b>Total Active Enrollment</b>	<b>2,844</b>	<b>2,178</b>	<b>666</b>	<b>2,844</b>	<b>3,024</b>

**Schedule 3A: Staff Group Insurance Data Elements (ERS)**  
 85th Regular Session, Agency Submission, Version 1  
 Automated Budget and Evaluation System of Texas (ABEST)

10/14/2016 4:36:55PM

**733 Texas Tech University**

	<b>E&amp;G Enrollment</b>	<b>GR Enrollment</b>	<b>GR-D/OEGI Enrollment</b>	<b>Total E&amp;G (Check)</b>	<b>Local Non-E&amp;G</b>
<b>FULL TIME RETIREES by ERS</b>					
1c Employee Only	0	0	0	0	0
2c Employee and Children	0	0	0	0	0
3c Employee and Spouse	0	0	0	0	0
4c Employee and Family	0	0	0	0	0
5c Eligible, Opt Out	0	0	0	0	0
6c Eligible, Not Enrolled	0	0	0	0	0
<b>Total for This Section</b>	<b>0</b>	<b>0</b>	<b>0</b>	<b>0</b>	<b>0</b>
<b>PART TIME RETIREES by ERS</b>					
1d Employee Only	0	0	0	0	0
2d Employee and Children	0	0	0	0	0
3d Employee and Spouse	0	0	0	0	0
4d Employee and Family	0	0	0	0	0
5d Eligible, Opt Out	0	0	0	0	0
6d Eligible, Not Enrolled	0	0	0	0	0
<b>Total for This Section</b>	<b>0</b>	<b>0</b>	<b>0</b>	<b>0</b>	<b>0</b>
<b>Total Retirees Enrollment</b>	<b>0</b>	<b>0</b>	<b>0</b>	<b>0</b>	<b>0</b>
<b>TOTAL FULL TIME ENROLLMENT</b>					
1e Employee Only	1,243	952	291	1,243	1,560
2e Employee and Children	414	317	97	414	394
3e Employee and Spouse	310	237	73	310	199
4e Employee and Family	443	339	104	443	284
5e Eligible, Opt Out	11	8	3	11	14
6e Eligible, Not Enrolled	53	41	12	53	78
<b>Total for This Section</b>	<b>2,474</b>	<b>1,894</b>	<b>580</b>	<b>2,474</b>	<b>2,529</b>

**Schedule 3A: Staff Group Insurance Data Elements (ERS)**  
 85th Regular Session, Agency Submission, Version 1  
 Automated Budget and Evaluation System of Texas (ABEST)

10/14/2016 4:36:55PM

**733 Texas Tech University**

	<b>E&amp;G Enrollment</b>	<b>GR Enrollment</b>	<b>GR-D/OEGI Enrollment</b>	<b>Total E&amp;G (Check)</b>	<b>Local Non-E&amp;G</b>
<b>TOTAL ENROLLMENT</b>					
1f Employee Only	1,368	1,048	320	1,368	1,720
2f Employee and Children	421	322	99	421	409
3f Employee and Spouse	317	242	75	317	209
4f Employee and Family	449	344	105	449	296
5f Eligible, Opt Out	17	13	4	17	28
6f Eligible, Not Enrolled	272	209	63	272	362
<b>Total for This Section</b>	<b>2,844</b>	<b>2,178</b>	<b>666</b>	<b>2,844</b>	<b>3,024</b>

**Schedule 4: Computation of OASI**  
 85th Regular Session, Agency Submission, Version 1  
 Automated Budget and Evaluation System of Texas (ABEST)

**Agency 733 Texas Tech University**

Proportionality Percentage Based on Comptroller Accounting Policy Statement #011, Exhibit 2	2015		2016		2017		2018		2019	
	<u>% to Total</u>	<u>Allocation of OASI</u>	<u>% to Total</u>	<u>Allocation of OASI</u>	<u>% to Total</u>	<u>Allocation of OASI</u>	<u>% to Total</u>	<u>Allocation of OASI</u>	<u>% to Total</u>	<u>Allocation of OASI</u>
General Revenue (% to Total)	75.9935	\$8,457,551	76.5563	\$9,171,538	76.5563	\$9,171,538	76.5563	\$9,171,538	76.5563	\$9,171,538
Other Educational and General Funds (% to Total)	24.0065	\$2,671,758	23.4437	\$2,808,584	23.4437	\$2,808,584	23.4437	\$2,808,584	23.4437	\$2,808,584
Health-Related Institutions Patient Income (% to Total)	0.0000	\$0	0.0000	\$0	0.0000	\$0	0.0000	\$0	0.0000	\$0
<b>Grand Total, OASI (100%)</b>	100.0000	<b>\$11,129,309</b>	100.0000	<b>\$11,980,122</b>	100.0000	<b>\$11,980,122</b>	100.0000	<b>\$11,980,122</b>	100.0000	<b>\$11,980,122</b>

**Schedule 5: Calculation of Retirement Proportionality and ORP Differential**

10/14/2016 4:39:09PM

85th Regular Session, Agency Submission, Version 1

Automated Budget and Evaluation System of Texas (ABEST)

**733 Texas Tech University**

<b>Description</b>	<b>Act 2015</b>	<b>Act 2016</b>	<b>Bud 2017</b>	<b>Est 2018</b>	<b>Est 2019</b>
<b>Proportionality Amounts</b>					
Gross Educational and General Payroll - Subject To TRS Retirement	73,886,556	79,260,186	79,260,186	79,260,186	79,260,186
Employer Contribution to TRS Retirement Programs	5,024,276	5,389,693	5,389,693	5,389,693	5,389,693
Gross Educational and General Payroll - Subject To ORP Retirement	82,956,126	88,737,252	88,737,252	88,737,252	88,737,252
Employer Contribution to ORP Retirement Programs	5,475,104	5,856,641	5,856,641	5,856,641	5,856,641
<b>Proportionality Percentage</b>					
General Revenue	75.9935 %	76.5563 %	76.5563 %	76.5563 %	76.5563 %
Other Educational and General Income	24.0065 %	23.4437 %	23.4437 %	23.4437 %	23.4437 %
Health-related Institutions Patient Income	0.0000 %	0.0000 %	0.0000 %	0.0000 %	0.0000 %
<b>Proportional Contribution</b>					
Other Educational and General Proportional Contribution (Other E&G percentage x Total Employer Contribution to Retirement Programs)	2,520,534	2,636,557	2,636,557	2,636,557	2,636,557
HRI Patient Income Proportional Contribution (HRI Patient Income percentage x Total Employer Contribution To Retirement Programs)	0	0	0	0	0
<b>Differential</b>					
Differential Percentage	1.9000 %	1.9000 %	1.9000 %	1.9000 %	1.9000 %
Gross Payroll Subject to Differential - Optional Retirement Program	33,761,558	33,993,860	33,993,860	33,993,860	33,993,860
<b>Total Differential</b>	<b>641,470</b>	<b>645,883</b>	<b>645,883</b>	<b>645,883</b>	<b>645,883</b>



**Schedule 6: Constitutional Capital Funding**  
 85th Regular Session, Agency Submission, Version 1  
 Automated Budget and Evaluation System of Texas (ABEST)

10/14/2016 4:40:12PM

<b>733 Texas Tech University</b>					
<b>Activity</b>	<b>Act 2015</b>	<b>Act 2016</b>	<b>Bud 2017</b>	<b>Est 2018</b>	<b>Est 2019</b>
A. PUF Bond Proceeds Allocation	0	0	0	0	0
Project Allocation					
Library Acquisitions	0	0	0	0	0
Construction, Repairs and Renovations	0	0	0	0	0
Furnishings & Equipment	0	0	0	0	0
Computer Equipment & Infrastructure	0	0	0	0	0
Reserve for Future Consideration	0	0	0	0	0
Other (Itemize)					
B. HEF General Revenue Allocation	23,936,088	32,817,206	49,225,809	49,225,809	49,225,809
Project Allocation					
Library Acquisitions	1,909	542	4,000,000	4,000,000	4,000,000
Construction, Repairs and Renovations	9,793,918	9,866,524	26,252,209	26,252,209	26,252,209
Furnishings & Equipment	4,001,836	9,950,000	9,950,000	9,950,000	9,950,000
Computer Equipment & Infrastructure	1,901,840	650,000	1,150,000	1,150,000	1,150,000
Reserve for Future Consideration	3,377,877	6,225,282	1,500,000	1,886,310	1,886,310
HEF for Debt Service	4,858,708	6,124,858	6,373,600	5,987,290	5,987,290
Other (Itemize)					

**Schedule 7: Personnel**  
 85th Regular Session, Agency Submission, Version 1  
 Automated Budget and Evaluation System of Texas (ABEST)

Date: 10/17/2016  
 Time: 8:49:24AM

Agency code: **733** Agency name: **Texas Tech University**

	<b>Actual</b> 2015	<b>Actual</b> 2016	<b>Budgeted</b> 2017	<b>Estimated</b> 2018	<b>Estimated</b> 2019
<b>Part A.</b>					
<b>FTE Postions</b>					
<b>Directly Appropriated Funds (Bill Pattern)</b>					
Educational and General Funds Faculty Employees	1,070.5	1,282.1	1,282.1	1,280.1	1,280.1
Educational and General Funds Non-Faculty Employees	1,515.3	1,485.6	1,485.6	1,481.6	1,481.6
<b>Subtotal, Directly Appropriated Funds</b>	<b>2,585.8</b>	<b>2,767.7</b>	<b>2,767.7</b>	<b>2,761.7</b>	<b>2,761.7</b>
<b>Other Appropriated Funds</b>					
Advanced Research Grants Transfer from THECB	0.7	0.1	0.0	0.0	0.0
Other (Itemize)	48.3	92.0	73.2	73.2	73.2
<b>Subtotal, Other Appropriated Funds</b>	<b>49.0</b>	<b>92.1</b>	<b>73.2</b>	<b>73.2</b>	<b>73.2</b>
<b>Subtotal, All Appropriated</b>	<b>2,634.8</b>	<b>2,859.8</b>	<b>2,840.9</b>	<b>2,834.9</b>	<b>2,834.9</b>
Non Appropriated Funds Employees	3,757.8	3,696.9	3,715.8	3,715.8	3,715.8
<b>Subtotal, Other Funds &amp; Non-Appropriated</b>	<b>3,757.8</b>	<b>3,696.9</b>	<b>3,715.8</b>	<b>3,715.8</b>	<b>3,715.8</b>
<b>GRAND TOTAL</b>	<b>6,392.6</b>	<b>6,556.7</b>	<b>6,556.7</b>	<b>6,550.7</b>	<b>6,550.7</b>

**Schedule 7: Personnel**  
 85th Regular Session, Agency Submission, Version 1  
 Automated Budget and Evaluation System of Texas (ABEST)

Date: 10/17/2016  
 Time: 8:49:24AM

Agency code: **733** Agency name: **Texas Tech University**

	<b>Actual</b> 2015	<b>Actual</b> 2016	<b>Budgeted</b> 2017	<b>Estimated</b> 2018	<b>Estimated</b> 2019
<b>Part B.</b>					
<b>Personnel Headcount</b>					
<b>Directly Appropriated Funds (Bill Pattern)</b>					
Educational and General Funds Faculty Employees	1,197.0	1,315.0	1,315.0	1,315.0	1,315.0
Educational and General Funds Non-Faculty Employees	1,787.0	1,922.0	1,922.0	1,922.0	1,922.0
<b>Subtotal, Directly Appropriated Funds</b>	<b>2,984.0</b>	<b>3,237.0</b>	<b>3,237.0</b>	<b>3,237.0</b>	<b>3,237.0</b>
<b>Other Appropriated Funds</b>					
Advanced Research Grants Transfer from THECB	9.0	5.0	0.0	0.0	0.0
Other (Itemize)	66.0	110.0	89.0	89.0	89.0
<b>Subtotal, Other Appropriated Funds</b>	<b>75.0</b>	<b>115.0</b>	<b>89.0</b>	<b>89.0</b>	<b>89.0</b>
<b>Subtotal, All Appropriated</b>	<b>3,059.0</b>	<b>3,352.0</b>	<b>3,326.0</b>	<b>3,326.0</b>	<b>3,326.0</b>
Non Appropriated Funds Employees	6,234.0	6,290.0	6,316.0	6,316.0	6,316.0
<b>Subtotal, Non-Appropriated</b>	<b>6,234.0</b>	<b>6,290.0</b>	<b>6,316.0</b>	<b>6,316.0</b>	<b>6,316.0</b>
<b>GRAND TOTAL</b>	<b>9,293.0</b>	<b>9,642.0</b>	<b>9,642.0</b>	<b>9,642.0</b>	<b>9,642.0</b>

**Schedule 7: Personnel**  
 85th Regular Session, Agency Submission, Version 1  
 Automated Budget and Evaluation System of Texas (ABEST)

Date: 10/17/2016  
 Time: 8:49:24AM

Agency code: **733** Agency name: **Texas Tech University**

	<b>Actual</b> 2015	<b>Actual</b> 2016	<b>Budgeted</b> 2017	<b>Estimated</b> 2018	<b>Estimated</b> 2019
<b>PART C.</b>					
<b>Salaries</b>					
<b>Directly Appropriated Funds (Bill Pattern)</b>					
Educational and General Funds Faculty Employees	\$101,951,291	\$109,210,377	\$110,093,487	\$110,093,487	\$110,093,487
Educational and General Funds Non-Faculty Employees	\$71,797,140	\$75,800,144	\$76,822,437	\$76,822,437	\$76,822,437
<b>Subtotal, Directly Appropriated Funds</b>	<b>\$173,748,431</b>	<b>\$185,010,521</b>	<b>\$186,915,924</b>	<b>\$186,915,924</b>	<b>\$186,915,924</b>
<b>Other Appropriated Funds</b>					
Advanced Research Grants Transfer from THECB	\$19,826	\$8,047	\$0	\$0	\$0
Other (Itemize)	\$2,663,931	\$5,438,334	\$4,150,945	\$4,150,945	\$4,150,945
<b>Subtotal, Other Appropriated Funds</b>	<b>\$2,683,757</b>	<b>\$5,446,381</b>	<b>\$4,150,945</b>	<b>\$4,150,945</b>	<b>\$4,150,945</b>
<b>Subtotal, All Appropriated</b>	<b>\$176,432,188</b>	<b>\$190,456,902</b>	<b>\$191,066,869</b>	<b>\$191,066,869</b>	<b>\$191,066,869</b>
Non Appropriated Funds Employees	\$182,825,493	\$191,899,887	\$191,899,887	\$191,899,887	\$191,899,887
<b>Subtotal, Non-Appropriated</b>	<b>\$182,825,493</b>	<b>\$191,899,887</b>	<b>\$191,899,887</b>	<b>\$191,899,887</b>	<b>\$191,899,887</b>
<b>GRAND TOTAL</b>	<b>\$359,257,681</b>	<b>\$382,356,789</b>	<b>\$382,966,756</b>	<b>\$382,966,756</b>	<b>\$382,966,756</b>

Schedule 8B: Tuition Revenue Bond Issuance History

10/14/2016 4:45:49PM

85th Regular Session, Agency Submission, Version 1  
 Automated Budget and Evaluation System of Texas (ABEST)

733 Texas Tech University						
Authorization Date	Authorization Amount	Issuance Date	Issuance Amount	Authorized Amount Outstanding as of 08/31/2016	Proposed Issuance Date for Outstanding Authorization	Proposed Issuance Amount for Outstanding Authorization
1971	\$33,500,000	Feb 1 1972	\$5,000,000			
		Jun 1 1972	\$12,500,000			
		Apr 1 1974	\$16,000,000			
		<b>Subtotal</b>	\$33,500,000	\$0		
1993	\$15,000,000	Feb 15 1995	\$15,000,000			
		<b>Subtotal</b>	\$15,000,000	\$0		
1997	\$30,000,000	May 4 1999	\$30,000,000			
		<b>Subtotal</b>	\$30,000,000	\$0		
2001	\$23,647,000	Feb 1 2003	\$23,647,000			
		<b>Subtotal</b>	\$23,647,000	\$0		
2006	\$57,500,000	May 3 2009	\$57,500,000			
		<b>Subtotal</b>	\$57,500,000	\$0		
2015	\$70,000,000				Feb 1 2017	\$70,000,000

**Schedule 8D: Tuition Revenue Bonds Request by Project**

85th Regular Session, Agency Submission, Version 1

Agency Code: **733**

Agency Name: **Texas Tech University**

Project Name	Authorization Year	Estimated Final Payment Date	Requested Amount 2018		Requested Amount 2019	
English, Philosophy & Education Complex	1997	2025	\$	2,084,058	\$	2,094,923
West Hall Renovation	1997	2019	\$	871,602	\$	872,802
Experimental Sciences Building	2001	2022	\$	2,373,492	\$	2,335,664
College of Business Building Renovation	2006	2028	\$	1,698,875	\$	1,697,375
New College of Business Building	2006	2028	\$	1,698,875	\$	1,697,375
Lanier Law School Center Addition	2006	2028	\$	169,500	\$	169,375
Experimental Sciences Building II	2015	2036	\$	5,616,981	\$	5,616,981
			\$	14,513,383	\$	14,484,496

---

**733 Texas Tech University**

---

**Special Item:**     1       **Library Archival Support**

**(1) Year Special Item:**             1996  
Original Appropriations:   \$111,250

**(2) Mission of Special Item:**

The Vietnam Center and Archive contribute directly to the research, teaching, recruiting, and enrollment missions of Texas Tech University. The project promotes the study of the American Vietnam experience, the Vietnam War, and collects, preserves, and makes accessible related historical materials. The project involves a dynamic set of faculty, staff, students, scholars, veterans, and other participants. The Vietnam Center hosts annual conferences where individuals with vastly different viewpoints come together to discuss and learn from one another. These events include students, educators, and wartime participants from Texas and around the world. The Vietnam Archive provides students, teachers, and researchers in Texas with access to the richest set of educational resources available outside of the US National Archives and has made a large portion of them freely available to the global community through the Internet. The Vietnam Center contributes to recruiting and enrollment at TTU by providing direct support to academic programs at Texas Tech, attracting students interested in these areas of study. The Vietnam Center also leverages contacts in Vietnam to bring students from Vietnam to TTU while academic connections with Vietnam have led to academic exchanges and joint research projects. Essential to the Center's success has been the very strong support of the university leadership, the Lubbock community, the State of Texas, the US government, and the US veteran community.

**(3) (a) Major Accomplishments to Date:**

The Vietnam Center leads the nation in collecting and preserving the history of the Vietnam War and the study of that experience through its many activities and programs. With an archive of more than 25 million pages, the Vietnam Archive is the largest such collection in the U.S. with the exception of the U.S National Archives. The Center engages in outreach to Texas veterans and collects and preserves their history so that students and teachers in Texas always remember the service and sacrifice of Texans during the Vietnam War. In addition to veteran collections, we continue to provide researchers around the State and nation with access to documents and materials that chronicle the experiences of Texas veterans as well as countless Vietnamese Americans in the State of Texas who became political prisoners after the war and sought political asylum in the US. This collection of Vietnamese American materials was deemed by the Texas State Archivist as essential to preserving the history of underrepresented groups in our State. The Vietnam Archive also leveraged grant and other funding in support of the Virtual Vietnam Archive, which now provides free online access to more than 7 million pages of digitized materials to students, teachers, and researchers. Most recently, we secured a \$400,000 gift from a donor that will be used to help fund a development officer and related fund-raising activities so we may build a Vietnam Center, Archive, and Museum of the Vietnam War at TTU.

**(3) (b) Major Accomplishments Expected During the Next 2 Years:**

---

**733 Texas Tech University**

---

The Vietnam Center and Archive will host two international conferences in the next two years, one of which we hope to co-host with the LBJ Library in Austin, TX, and the Department of Defense National Vietnam War Commemoration Program. Information from these conferences will be shared with students and educators around the State of Texas and across the nation. The Center will continue its support for student and faculty research at TTU and around the State. We will expand and disseminate materials that support K-12 education regarding the Vietnam War throughout the State as well. The center will continue to coordinate international student recruiting to bring more Vietnamese students to TTU and to create joint projects between TTU/TTUHSC and Vietnamese universities. Given the recent donation of \$400,000 to support development efforts, we will pursue funding for a new building that will house the Vietnam Center and Archive and a Museum of the Vietnam War. The Vietnam Archive will continue to collect materials and interviews from veterans in Texas and across the US, adding to the research materials available to TTU students and faculty. We will continue to leverage federal and other research grants allowing us to continue supporting TTU students and faculty. Support will continue for US government programs to include direct assistance to the DOD as they continue the search for MIAs from the war and seek lessons from the Vietnam War as they might apply to contemporary conflicts.

**(4) Funding Source Prior to Receiving Special Item Funding:**

N/A

**(5) Formula Funding:**

N

**(6) Startup Funding:**

N

**(7) Transition Funding:**

N

**(8) Non-general Revenue Sources of Funding:**

2015	\$50,000 Federal, \$400,000 Private Gifts/Grants (We raised \$400,000 to fund a development officer and fund-raising campaign to raise the funds needed to build a new facility at Texas Tech that will house the Vietnam Center, Archive, and Museum of the Vietnam War), \$0 Other State *
2016	\$50,000 Federal, \$1,000,000 Private Grants (Our goal is to raise the first \$1,000,000 we need for a new building), \$0 Other State*
2017	\$500,000 Federal (We are applying now for grants from the National Endowment for the Humanities to support numerous projects over a three year period), \$2,000,000 Private Grants (Our goal is to raise at least \$2,000,000 for a new building), \$0 Other State *
2018	\$500,000 Federal, \$5,000,000 Private Grants (Our goal is to raise at least \$5,000,000 for a new building), \$0 Other State *
2019	\$500,000 Federal, \$7,000,000 Private Grants (Our goal is to raise at least \$7,000,000 for a new building), \$0 Other State *

\* includes funding from states other than Texas

**(9) Consequences of Not Funding:**



---

**733 Texas Tech University**

---

The Vietnam Center and Archive have become the most significant such program in the US. There is nothing like it anywhere else in the nation. The collections, faculty, and staff are essential in preserving the history of Texas veterans as well as veterans throughout the US. The online archive currently contains more than 7 million pages of material freely available to teachers and students as they continue to learn about Texans who served and that important part of US history. The Virtual Archive also hosts more than 6 million search sessions every year, making it one of the most widely used online historical resources in the world. These resources are used by Texas students, educators, and veterans. The Department of Defense relies heavily on the Center as they continue to learn lessons from Vietnam and to fully account for MIAs from the Vietnam War, to include 119 Texans. TTU is the only academic institution in the US with a project so dedicated to this mission. Of significant importance, we just successfully raised \$400,000 to support a development officer and fund-raising campaign, the goal of which will be to build a Vietnam Center, Archive, and Museum of the Vietnam War at TTU. As we continue to develop and grow that program, we will seek designation as the National Museum of the Vietnam War, which will bring great distinction and recognition to the State, as well as increased tourism. Maintaining our current level of State funding is absolutely essential to success.

---

---

**733 Texas Tech University**

---

**Special Item: 2      Research to Enhance Ag Production & Add Value to Ag Products in Texas**

**(1) Year Special Item:**                    1999  
Original Appropriations:    \$2,283,883

**(2) Mission of Special Item:**

This line is focused on enhancing profitability, productivity, safety, and security of agricultural and natural resource enterprises in Texas. Decreasing groundwater resources, rising input costs, uncertainties about farm and trade policies, and rapidly expanding global competition are affecting the economic viability of the Texas agricultural and natural resources industries, increasing the need for research and technologies to meet these challenges. Texas Tech scientists are uniquely positioned to provide the interdisciplinary research needed to enhance the viability of Texas agriculture, entrepreneurial skills of producers, and job creation in rural and urban communities. Through cooperative efforts with Texas A&M AgriLife Research and Extension, the USDA, and agri-businesses, Texas Tech has developed nationally recognized programs and is leveraging state funds for increased federal funding. Programs supported by this line advance the Texas Tech strategic priority to enhance and expand research through experimental studies in food, fiber, natural resources, and environmental sciences, as well as application and commercialization of research findings. Specific research initiatives include: viticulture/enology, sustainable water, land, and resource management; value-added product development; rangeland, crop, forage, livestock, and wildlife management systems; food product safety; farm policy and trade; plant genomics; and natural fiber and textile technology.

**(3) (a) Major Accomplishments to Date:**

Developed optimized irrigation systems enhancing water use efficiency, limiting fertilizer inputs, and soil erosion. Developed satellite imagery of groundcover maps and online tools for precision water applications. Developed a hybrid proximal sensor system for real-time soil analysis in situ. Developed higher-yielding cotton varieties to produce optimal yields under both dryland and supplemental irrigation. Developed improved methods to evaluate fiber properties, facilitating the development of cotton suitable for high-value textile markets. Sequenced the cotton genome, which will significantly advance genetic improvement of cotton. Increased the ability to use natural resources and wildlife populations as ecological indicators for predicting and mitigating effects of climate change. Established a state-of-the-art quail research facility at Texas Tech. Developed economic tools to measure relative competitiveness of major agricultural commodities in the world market. Continued to update the USDA Nutrient Database for beef, poultry, and pork. Continued work on development of direct-fed microbial cultures that decrease the prevalence of E. coli O157:H7 and Salmonella sp. in cattle and significantly enhance the safety of meat products. Initiated research to monitor powdery mildew spore release in relation to weather variables on the Texas High Plains and Texas Hill Country.

**(3) (b) Major Accomplishments Expected During the Next 2 Years:**

Texas Tech University College of Agricultural Sciences and Natural Resources researchers will continue to advance university strategic priorities by expanding research in vital aspects of food, fiber, natural resources, and environmental sciences, in conjunction with application and commercialization of research findings. Specific research priorities supported by this line will provide educational and research leadership and expertise in: sustainable water, land, and resource management; value-added product development; rangeland, crop, forage, animal, and wildlife management systems; food product safety; economics of farm policy and trade; plant genomics; textile technology; and international agricultural and natural resources development. Special emphasis will be on the development of production and management processes that: (1) are environmentally and economically sustainable; (2) mitigate and adapt to climate change; (3) attain global food and energy security; (4) create thriving rural communities; and (5) maximize ecological and economic benefits through natural resource management, planning, and recreation programs, while strengthening international competitiveness. (6) expand research to enhance productivity and profitability of Texas grape and wine producers.

---

**733 Texas Tech University**

---

**(4) Funding Source Prior to Receiving Special Item Funding:**

Very limited funding was received from the USDA, producer/commodity groups, and selected state and federal agencies.

**(5) Formula Funding:**

N

**(6) Startup Funding:**

N

**(7) Transition Funding:**

N

**(8) Non-general Revenue Sources of Funding:**

2015      \$2,890,239 Federal, \$5,376,468 Private, \$2,336,589 Other State\*

2016      \$4,000,000 Federal, \$5,500,000 Private, \$3,000,000 Other State\*

2017      \$4,500,000 Federal, \$5,500,000 Private, \$3,000,000 Other State\*

2018      \$5,000,000 Federal, \$5,500,000 Private, \$3,000,000 Other State\*

2019      \$5,000,000 Federal, \$5,500,000 Private, \$3,000,000 Other State\*

\* includes funding from states other than Texas

**(9) Consequences of Not Funding:**

The research supported by this line is vital to the economic stability of Texas. The 40-county region of the High Plains of West Texas is one of the most intensive agricultural production areas in the world, with a \$30 billion economic impact. Special item support has been instrumental in making Texas Tech University a leading nucleus for agricultural research and has generated approximately \$5 in sponsored funding for every \$1 invested. Scientists at Texas Tech University are uniquely positioned to provide the interdisciplinary research expertise needed to enhance the viability of Texas agriculture, train agricultural and natural resource professionals to meet global food production resource management demands, improve entrepreneurial skills of producers, and create jobs in rural and urban communities. Through cooperative efforts, Texas Tech has linkages to Texas A&M AgriLife Research and Extension, the USDA-Agricultural Research Service, and the agri-business community to develop nationally recognized programs and leverage state funds for increased federal funding. With external pressures of increased global competition, changing farm and trade policies, declining supplies of underground water for crop irrigation, and increasing production costs for energy and technology, continued research support is essential to sustain the viability of agriculture and rural communities in this vast, highly productive region of the state.

---

**733 Texas Tech University**

---

**Special Item:**     3           **Research in Energy Production & Environmental Protection in Texas**

**(1) Year Special Item:**           1999  
Original Appropriations:   \$967,789

**(2) Mission of Special Item:**

Helping Texas maintain a healthy sustainable economy through the development of new technologies into reasonably priced, environmentally responsible, sustainable sources of energy and water. The Water Resources Center (WRC) directs interdisciplinary research in water quantity and quality; regulatory and resource allocation policy; watershed management; production and treatment of brackish water for potable supply; water reuse and recycling; and remediation of contaminated soil and water. The National Wind Institute (NWI) has established an international reputation for advanced wind-related research, education and outreach activities. The Cooperative Biological Research Database (CBD) contains biological data (specimen, genetic, and metadata) that can be used to address questions pertaining to genomics and bioinformatics, threatened and endangered species, energy related development, wildlife conservation, public health (zoonoses and epidemiology), ecotoxicology, agriculture, education, economic development, and basic biological research. The Whitacre College of Engineering (WCOE) efforts in the areas of solar energy, biofuels, large and small scale energy storage will provide numerous opportunities for the state of Texas to be competitive in job creation and economic development.

**(3) (a) Major Accomplishments to Date:**

WRC accomplishments include identification of natural perchlorate in the hydrologic cycle, water recycling systems for NASA, demonstration of wind-powered desalination, watershed management strategies for water yield enhancement, regional water planning, observation of aquifer recharge studies of climate change impacts on future water use, evaluation of emerging contaminants in surface and groundwater, and computer modeling for groundwater management. NWI has provided extensive wind-related research, information and outreach relating to wind energy and hazard mitigation including the establishment of the Scaled Wind Farm Technology (SWIFT) facility in partnership with Sandia National Lab, development of the 80-station West Texas Mesonet, and landmark research using high-resolution dual-doppler radars to define turbine inflow and wakes to enhance wind farm performance. The CBD has addressed the following questions: status of threatened and endangered mammalian species; impacts of wind turbines on bats; impacts of highway development on endangered invertebrate species; ecology of hantaviruses, arenaviruses, leishmaniasis, rabies, and rickettsia; population genetics, systematics, and phylogeography of mammalian taxa. The Genetic Resources Collection was converted to a liquid nitrogen storage system that allows for long-term preservation of genetic samples. The CBD partnered with the Museum in public exhibits on natural history and education.

**(3) (b) Major Accomplishments Expected During the Next 2 Years:**

WCOE will focus on solar material development; improvement of photovoltaic devices; storage devices for intermittent sources of energy; portable storage devices; and other renewable energy areas including biofuels, wind and geothermal. WRC proposed research includes development of energy-efficient RO systems and other advanced water treatment technologies for small applications, application of regional climate projections for local water availability, hydrologic services for the state's water yield enhancement program, and preparation of flash flood hazard indices. NWI plans expansion of the SWIFT facility through developing partnerships with wind turbine manufactures. Acquisition of research grade wind data from extreme wind events will continue to aid engineering design. The West Texas Mesonet will enhance remotely sensed elevated wind measurements to support next-generation short-term wind and energy forecasting. Smart grid systems are being developed using a real time simulator integrated with renewable energy sources and storage options. CBD is expanding public access to biological databases; using genomics and metagenomics to understand physiology and dietary energetics, microorganism symbiosis, and taxonomic adaptations to landscapes and ecosystems. The CBD will continue partnerships with Texas Parks and Wildlife and other agencies on issues impacting the biodiversity of Texas.

---

**733 Texas Tech University**

---

**(4) Funding Source Prior to Receiving Special Item Funding:**

Limited amounts of funding were received from a variety of federal, state and private sources to support small projects in the multiple disciplines encompassed by this line item.

**(5) Formula Funding:**

N

**(6) Startup Funding:**

N

**(7) Transition Funding:**

N

**(8) Non-general Revenue Sources of Funding:**

2015 \$1,019,156 Federal, \$172,033 Private, \$596,355 Other State\*

2016 \$2,050,000 Federal, \$1,210,000 Private, \$268,000 Other State \*

2017 \$2,050,000 Federal, \$1,000,000 Private, \$100,000 Other State \*

2018 \$2,300,000 Federal, \$1,000,000 Private, \$205,000 Other State \*

2019 \$3,450,000 Federal, \$1,000,000 Private, \$110,000 Other State \*

\* includes funding from states other than Texas

**(9) Consequences of Not Funding:**

This strategy provides significant leverage in attracting sponsored funding by providing matching funds for student and faculty support, infrastructural support for “in kind” matching, and a base of research reputation, experience, expertise, and support staff attractive to external research sponsors. As a result of no or reduced funding, important research of significant potential economic benefit to the State of Texas and the surrounding region would be eliminated. Additionally, valuable research in alternate energy sources, support for wind energy-related workforce development, more efficient use of existing energy and water resources, and environmental protection, restoration, and management will be lost.

---

**733 Texas Tech University**

---

**Special Item: 4      Research in Emerging Technologies & Economic Development in Texas**

**(1) Year Special Item:**                      1999  
Original Appropriations:    \$545,152

**(2) Mission of Special Item:**

To enhance the Texas economy by discovering new knowledge and thereby creating more effective workforces and informed citizenry. As a research seed program, this funding has been instrumental in providing pilot data crucial to leveraging external funding from federal agencies and private foundations. Findings are used to enhance the human condition for citizens of the State, with the intended outcome of reducing the burden on social and governmental services, and improve family relations. For example research on rural tourism, the “greening” of the hospitality and healthcare industry both provide important new data on evolving markets and improving marketing efficiency. This funding is also used to advance promising new technologies, thus enabling TTU to bring forward opportunities of significant benefit to the State of Texas, the nation and the world beyond.

**(3) (a) Major Accomplishments to Date:**

Graduate student support enabled through this line item were made in areas of great importance to West Texas and the State, including the social and behavioral sciences. Rural tourism and wine industry research by the Texas Wine Institute provide market data helping the Texas wine industry grow significantly. Additional advancements have been made in the areas of nanotechnology (patents filed), brain imaging, early childhood and career development, substance abuse, domestic violence, financial planning, obesity, mental health, the “greening” of the hospitality and healthcare industries, and military family services.

**(3) (b) Major Accomplishments Expected During the Next 2 Years:**

This line item will continue to support development of intellectual capital, creating new employment and economic opportunities for Texas and beyond. The funding will be used to support the transfer of TTU developed knowledge and technologies into the private sector. Pilot research supported by seed grants continues to serve as the foundation for proposals to be submitted to external agencies. Continued advances are expected in research pertaining to brain imaging, nanotechnology, early child and career development, substance abuse/recovery, domestic violence, financial planning/retirement, obesity and family/individual mental health. Increased productivity, reduced burdens on social/governmental services, and improved family relations are all expected outcomes. Marketing research continues in the wine industry, rural tourism, the “greening” of the hospitality and healthcare industries, all providing new data on emerging markets and improving marketing efficiency, as well as developing techniques to improve product satisfaction.

**(4) Funding Source Prior to Receiving Special Item Funding:**

N/A

**(5) Formula Funding:**

N

**(6) Startup Funding:**

N

---

**733 Texas Tech University**

---

**(7) Transition Funding:**

N

**(8) Non-general Revenue Sources of Funding:**

2015 \$597,159 Federal (Cognos), \$1,671,006 Private (Cognos), \$53,830 Other/State

2016 \$615,073 Federal (3% increase over 2015), \$1,721,136 Private (3% increase over 2015)  
\$55,444 Other/State (3% Increase over 2015)

2017 \$633, 525 Federal (3% increase over 2016), \$1,772,770 Private (3% increase over 2016)  
\$57,107 Other/ State (3% increase over 2016)

2018 \$633, 525 Federal (3% increase over 2016), \$1,772,770 Private (3% increase over 2016)  
\$57,107 Other/ State (3% increase over 2016)

2019 \$633, 525 Federal (3% increase over 2016), \$1,772,770 Private (3% increase over 2016)  
\$57,107 Other/ State (3% increase over 2016)

**(9) Consequences of Not Funding:**

By using this funding to advance new knowledge TTU is able to bring forward opportunities of significant potential benefit to the State of Texas and the surrounding region. Reducing this line-item would severely limit the opportunity for obtaining substantial external federal support for research and would decrease the level of sponsored projects entered into by the University in the above areas. TTU's workforce research also addresses important social and human concerns for Texas and the nation. The findings from such research programs have untold benefit to the State of Texas and beyond. This funding has provided TTU the capability to respond quickly to social problems, opportunities, and issues of emerging state and national interest.

---

---

**733 Texas Tech University**

---

**Special Item:**     5     **Texas Wine Marketing Research Institute**

**(1) Year Special Item:**             2016  
Original Appropriations:   \$150,000

**(2) Mission of Special Item:**

To provide applied research and education to help expand and enhance the Texas wine industry. This expansion of production and sales will assist with job creation, tax revenue, and overall economic impact for the state of Texas. The Texas Wine Marketing Research Institute conducts research related to marketing and economic issues and provides education to current and prospective vineyard and winery owners, employees, and suppliers who are involved in the Texas wine industry. The educational components assist these stakeholders understanding the overall wine industry and the Texas wine industry in particular.

**(3) (a) Major Accomplishments to Date:**

Funding for this special item was first received in September 2015. During the first 6 months of the program we hired a faculty member to work on the projects, recruited graduate students who assist with data collection, hired an administrative person to assist with accounts, and established structure for future research and educational activities.

An outline of projects has been established for the remainder of the year with several research projects already beginning. These include studies of local consumer attitudes, Millennials attitudes to wine packaging, Hispanic wine consumers, and wine festival research.

1. A study on local consumer attitudes to TX Wine will be started in June and will focus on how Texas consumers perceive Texas wine and what changes wine companies can make to try to improve perceptions and ultimately wine sales.
2. Another project explores preferences of Millennials towards alternative wine packaging. The study identifies millennial consumers' purchase drivers for wine in general and alternative wine packaging specifically.
3. A comprehensive study of Hispanic wine consumers was conducted last year through a USDA grant. Additional data will be analyzed during June and July to finalize an industry report for the Texas wine industry.
4. With the potential to develop or improve visitor perceptions of a region through a wine festival, it is vital to understand festival attributes that are most important to festival visitors.

**(3) (b) Major Accomplishments Expected During the Next 2 Years:**



---

**733 Texas Tech University**

---

A number of research projects will be tackled in the coming two years along with continuing efforts to develop marketing education. The Institute will also work on marketing education to help provide a suitable labor force for those wineries and associated industries that need employees. These educational efforts will consist of certification classes for current industry professionals and university courses to help younger people understand the complexity of marketing and tourism in the wine industry.

The particular areas targeted for research will continue to be tourism related research to help understand the dynamics of wine marketing tourism within Texas. Consumer research will also be important as winery manager's focus on providing appropriate packaging, pricing, and promotional efforts to various Texas consumers. This research will be completed in conjunction with the Texas wine industry and the TWMRI will seek guidance and ideas on appropriate marketing projects to be accomplished.

Finally, the TWMRI will seek additional funding to be able to build on the funding it currently has. Further collaboration with the various viticulture and enology programs that exist within the state will also occur to make sure a comprehensive research and educational platform is provided for the new industry. As the industry grows there will be continuing demands for both research and structured educational courses to provide the gap in knowledge.

**(4) Funding Source Prior to Receiving Special Item Funding:**

Prior to special funding some support was provided through the Emerging Technologies Line Item with funding from industry and wherever available from Federal grants, mainly from USDA marketing research program.

**(5) Formula Funding:**

N

**(6) Startup Funding:**

N

**(7) Transition Funding:**

N

**(8) Non-general Revenue Sources of Funding:**

It is hoped that industry contributions will continue to grow and also that other grant funding can be developed.

**(9) Consequences of Not Funding:**

---

**733 Texas Tech University**

---

Not funding this research would substantially slow the current momentum that the wine industry has in Texas. In 2013, the industry generated \$1.88 billion in economic impact with \$466 million in tourism related expenditures. The industry also provided \$105 million in Federal taxes and \$85 million in state and local taxes and supported 11,150 jobs. As the industry continues to grow this impact will increase and provide numerous positive impacts on the state and the local communities where these wineries, vineyards, and supporting businesses are located.

The research and education provided by the TWMRI with the support of this funding can continue to help develop the local wine industry and provide needed information to managers and employees. Future growth in vineyards and tourism will enable economic development in small towns and rural communities, many of which need the additional activity to support local jobs and taxes. These communities are often in need of providing diversification from traditional agricultural enterprises and the wine and grape industry provides much needed added-value products that can help rejuvenate these regions.

---

---

**733 Texas Tech University**

---

**Special Item:**     6     **Viticulture and Enology Program**

**(1) Year Special Item:**             2016  
Original Appropriations:   \$365,000

**(2) Mission of Special Item:**

This line is focused on enhancing productivity and profitability of grape and wine producers in Texas through research, education, and outreach/engagement. The relatively young (~30 years) Texas wine industry is experiencing unprecedented growth. As a new production region, there is great need for research and technology transfer to guide producer decisions on vineyard development and management. Several diseases and pests, as well as freezes and high temperature extremes are significant threats to grape production, necessitating local research to develop solutions. Texas wine industry entrepreneurs often have little background in grape and wine production; thus, there is strong need for outreach to provide educational programs for producers. There is also a strong, unfilled demand for university-trained professionals to fill key management roles in vineyards and wineries. Texas Tech University (TTU) is uniquely positioned to provide the interdisciplinary research and educational programs needed to enhance the wine industry. Through cooperative efforts with other TTU departments, Texas A&M AgriLife Research and Extension, and the wine community, Texas Tech is developing effective targeted programs. Specific research thrusts include: grape variety and rootstock evaluation; powdery mildew disease prediction; freeze avoidance strategies; identification of indigenous fermenting microbes; and use of winery byproducts in cattle feed.

**(3) (a) Major Accomplishments to Date:**

Initiated research to monitor powdery mildew spore release in relation to weather variables on the Texas High Plains and Texas Hill Country. Initiated a project to evaluate double-pruning as a strategy to delay bud break and avoid freeze damage. Continued to evaluate grape cultivars and rootstocks for the High Plains. Collaborated with scientists in the Department of Animal and Food Science (AFS) on preliminary studies related to using grape pomace as cattle feed; beef steers were adapted to finishing diets without detrimental effects on growth performance and nutrient digestion compared to traditional alfalfa hay/cottonseed hull diets. Collaborated with scientists in AFS to characterize indigenous microbial diversity in Texas vineyards and wineries; identified potential fermenting microorganisms adapted to the Texas High Plains. Developed plans to establish a viticulture and enology research laboratory and vineyards at Texas Tech. Continued to provide the Viticulture and Winemaking Certificate programs as outreach education to the wine industry; more than 100 certificates and 3,000 continuing education units have been awarded to date. Enhanced undergraduate and professional certificate education facilities in Fredericksburg with new laboratory and field equipment, and hired a technician. Developed plans to hire an enology instructor in Lubbock, and collaborated with Department of Hospitality and Retail Management to develop a new cross-listed course, Wines of the World.

**(3) (b) Major Accomplishments Expected During the Next 2 Years:**

The Viticulture and Enology Program will continue to advance university strategic priorities by increasing enrollment, strengthening academic quality, expanding research, and furthering outreach and engagement to enhance productivity and profitability of Texas grape and wine producers. Increased emphasis will be placed on student recruitment and enhancement of the undergraduate curriculum. Remodeling and equipping the Viticulture and Enology research laboratory along with establishment of the research vineyard will enhance Texas Tech's ability to address wine industry issues, train graduate students, and augment learning opportunities for undergraduates. Specific research efforts supported by this line will: determine time of powdery mildew spore release in relationship to environmental conditions; evaluate efficacy of double-pruning strategy to avoid freeze injury; continue to evaluate grape cultivars and rootstocks; and continue assessment of pomace and other winemaking byproducts as cattle feed and/or nutritional supplements that could modify meat quality. The program will continue to collaborate with USDA-NASS to conduct the annual Texas Grape Acreage and Variety Survey, which collects descriptive production statistics critical for grape and wine industry planning. The Viticulture and Winemaking Certificate programs will continue to provide critical outreach education for the wine industry.

---

**733 Texas Tech University**

---

**(4) Funding Source Prior to Receiving Special Item Funding:**

Funds generated by Viticulture Certificate Program were used to support a graduate research assistantship. Texas Tech provided in-kind funds to remodel 550 sqft research laboratory for viticulture and enology.

**(5) Formula Funding:**

N

**(6) Startup Funding:**

N

**(7) Transition Funding:**

N

**(8) Non-general Revenue Sources of Funding:**

2016     \$172,950 Fee-based program funds

**(9) Consequences of Not Funding:**

The research and educational programs supported by this line are vital to the economic sustainability of the Texas wine industry. Although relatively young and small, the Texas wine industry ranks fifth in wine production and has a broad-reaching economic impact on the state through its strong association with tourism and hospitality industries. The Texas wine industry had an estimated \$1.88 billion economic impact on the state in 2013 and contributed 11,151 jobs. Rapid growth continues and Lubbock is the major region for vineyards in the state, while Fredericksburg in the Hill Country is the center of wine production and wine tourism. Texas Tech is uniquely positioned with viticulture and enology program presence in both Lubbock and Fredericksburg. Through collaborative efforts within the university and external partners including Texas A&M AgriLife Research and Extension, USDA-NASS, and wine industry associations, the viticulture and enology program provides critical problem-solving research and educational programs to support experienced producers, entrepreneurs, and students seeking high-quality preparation for careers in the wine industry. The Viticulture and Winemaking Certificate programs provide focused curricula for wine industry entrepreneurs. More than 100 certificates and 3,000 continuing education units (CEU) have been awarded to date; 180 students were enrolled and 1,133 CEU awarded in 2015/2016.

---

---

**733 Texas Tech University**

---

**Special Item:**     7     **Junction Annex Operation**

**(1) Year Special Item:**             1972  
Original Appropriations:   \$250,000

**(2) Mission of Special Item:**

Texas Tech University Center at Junction (TTUCJ) provides academic, research and engagement programs to expand education, economic, workforce, and cultural opportunities throughout the Western Hill Country region. TTUCJ manages facilities for college-level students and faculty; K-12 students, teachers and parents; and state, regional and community organizations in a unique learning environment related to the South Llano River ecosystem. TTUCJ is home to the Llano River Field Station (LRFS) whose mission is to encourage, conduct, and coordinate basic and applied research projects focusing on water/watersheds, exotic species, range management, natural resources, ecological restoration and environmental education. The largest (over 400 acres) inland field station in Texas, bisected by the headwaters of the South Llano River, places primary emphasis on critical research, education, engagement on natural resources, water/watershed and biological diversity of the Central Texas Hill Country. The LRFS provides TTU a gateway to Central Texas and is a nationally recognized center for excellence, with multipurpose, multidisciplinary research, education and engagement programs focusing on identification of issues associated with natural resources management and policy. The research conducted at the LRFS addresses the understanding and potential solutions to natural resource education, management, and policy needs for the region and state, with national and international implications.

**(3) (a) Major Accomplishments to Date:**

TTUCJ and LRFS accomplishments:

- Nationally recognized Outdoor School program, residential field-based STEM enrichment program. Since 2003, over 25,000 students from 65 independent school districts achieved enhanced academic performance by participating in the program.
- TTUCJ is recognized as a premiere destination for scientific conferences and agency workshops (TX Parks and Wildlife Department [TPWD], Natural Resources Conservation Service, National Park Service, TX Academy of Science and Society of Ecological Restoration).
- Ongoing research, engagement and stewardship projects
  - o Watershed Planning/Education through stakeholder coordination under Environmental Protection Agency Healthy Watersheds framework
  - o Development/implementation of Discovery Point interpretive trail system
  - o Impact of climate change on watershed with US Geological Society and Central Climate Science Center
- New research projects
  - o Guadalupe Bass Restoration
  - o TPWD Landowner Incentive Program demonstrating best management practices (native plant gardens, rainwater harvesting systems for livestock, wildlife management, brush control)
  - o U.S. Endowment for Forestry and Communities-Healthy Watersheds Consortium-TX Hill Country Watersheds Initiative.
- Partnership with TX A&M Forest Service western division for training/certifying new hires, volunteers and professional firefighters for regional fire prevention. Over 900 firefighters have been trained through this partnership.

**(3) (b) Major Accomplishments Expected During the Next 2 Years:**

---

**733 Texas Tech University**

---

TTUCJ will continue to expand its role as a leader in science education through its Outdoor School program by continuing camps for over 2,500 students (Title I K-12) and teachers per year; and creating a unique high school Outdoor Academy, a residential immersion experience focused on the development of students' skills in STEM fields to create a college-bound culture. Although LRFS is relatively new (2005) in its mission as a field station, it has made significant progress in addressing National Science Foundation core strategies (Develop Intellectual Capital, Integrate Research and Education, Promote Partnerships) in a vast area of the Texas Hill Country that lacks a significant academic presence. Expansion of the LRFS facilities and services are planned to create a more comprehensive center for integrating research, K-20+ education and outreach. Meeting this goal is critical for workforce and professional development training for state and federal agencies, specifically in the area of sustainable and natural resource management and research. Non-credit programming for business and economic development will be expanded by installing a two-acre solar tracking test bed facility providing alternative power and research opportunities for TTU faculty and students; and implementing a TPWD streambank restoration/demonstration project on the South Llano River. Several important scientific conferences are scheduled at TTUCJ and will have a major impact on local economic development.

**(4) Funding Source Prior to Receiving Special Item Funding:**

N/A

**(5) Formula Funding:**

N

**(6) Startup Funding:**

N

**(7) Transition Funding:**

N

**(8) Non-general Revenue Sources of Funding:**

2015 \$319,170 Designated, \$287,855 Auxiliary Sales, \$340,499 Grants

2016 \$352,969 Designated, \$336,926 Auxiliary Sales, \$415,499 Grants

2017 \$370,618 Designated, \$353,773 Auxiliary Sales, \$436,273 Grants

2018 \$389,149 Designated, \$371,461 Auxiliary Sales, \$458,086 Grants

2019 \$408,606 Designated, \$390,035 Auxiliary Sales, \$480,990 Grants

**(9) Consequences of Not Funding:**

---

**733 Texas Tech University**

---

TTUCJ and LRFS stewardship initiatives involve:

- local, state and national grants for research and engagement
- hosting professional scientific/educational conferences
- research and educational symposia
- developing innovative partnerships, community engagement, water and watershed educational programs (Texas Water Symposium with Texas Public Radio, stewardship workshops, Outdoor School partnerships)
- serving on scientific and advisory committees (Senate Bill 3 in 2007, Edwards Aquifer Habitat Conservation Plan, Texas Natural Resource/Environmental Literacy Plan).

Consequences of not funding would result in significant losses in the area of research, educational opportunities, and economic development in the Texas Hill Country. The residents of Junction and surrounding Kimble County would suffer severe negative economic impact through the direct loss of revenue from the hosting of workshops and conferences at TTUCJ and loss of jobs. An indirect consequence on the Texas Hill Country economic development would be the loss of one of the worlds, "last great ecosystems". Water, the environment and natural resources are critical issues for present and future generations of Texans, especially with a projected doubling of the population in 50 years. An ecologically literate public, with a water and land ethic and stewardship, will be needed to make informed decisions associated with the quality of life and public policy ramifications as resources become limited.

---

---

**733 Texas Tech University**

---

**Special Item:**     8     **TTU Hill Country Educational Network**

**(1) Year Special Item:**             2002  
Original Appropriations:   \$500,000

**(2) Mission of Special Item:**

As part of the university distance education commitment, the Texas Tech University (TTU) Regional Teaching Sites at Fredericksburg and Highland Lakes were created to offer a quality education to underserved and non-traditional students throughout 14-counties in central Texas. Centrally located sites in Fredericksburg and Marble Falls provide an opportunity for local, place-bound students to overcome the three biggest barriers to the pursuit of higher education – class availability, proximity to home, and cost. TTU partners with Central Texas College (CTC) and other community colleges to provide an affordable way for citizens to earn a degree. Community college partners offer lower-division coursework toward associate degrees. Then, students transfer to Texas Tech University and complete the upper-division coursework, allowing students to complete a bachelor degree to meet their career goals.

**(3) (a) Major Accomplishments to Date:**

The sites provide access to academic programs for the Hill Country region by offering classes online and face-to-face to meet learners’ needs. The sites offer bachelor degree programs in University Studies, General Studies, Applied Arts and Sciences in Applied Leadership, and Multidisciplinary Studies (i.e., Tech Teach).

Tech Teach, is a one-year, fast-track program where students graduating from a community college with an Associate of Arts in Teaching transfer to TTU regional sites and complete upper-division coursework. Teacher candidates student-teach for a full year in Marble Falls or Fredericksburg schools allowing the districts to grow their own teachers.

The Fredericksburg site offers viticulture and winemaking (enology) certificate programs to support the growing Texas wine industry in the region. An on-site teaching vineyard provides students with hands-on training in grape growing. Grape production from the vineyard provides knowledge of winemaking through a unique ground-to-bottle training opportunity. A full-time enology instructor provides the wine industry with training in various aspects of wine production.

To increase outreach for the growing number of retirees in the region, the Osher Lifelong Learning Institute (OLLI) at Texas Tech was extended to the Hill Country. OLLI provides stimulating classes for citizens 50+ years. In the first year, the membership in the Hill Country affiliate of OLLI at Texas Tech was over 300.

**(3) (b) Major Accomplishments Expected During the Next 2 Years:**



---

**733 Texas Tech University**

---

The College of Visual and Performing Arts' Schools of Art and Music will start offering summer master degree programs in Fredericksburg. The Hill Country University Center Foundation Board is developing a plan to build a facility to house the summer art program and provide studio space for the growing number of artists in the Fredericksburg area.

Similarly, to meet the needs of the hospitality industry in the region, the site at Highland Lakes is pursuing a partnership with the College of Human Sciences to offer a bachelor degree in Restaurant, Hotel and Institutional Management.

The goal is to increase the memberships of this OLLI affiliate to better serve the Highland Lakes, Junction and Fredericksburg communities.

Because the sites are in close proximity to major military installations in Killeen and San Antonio, offering degree programs for veterans and active military personnel will be a priority.

Another important initiative is growing enrollment, improving early advisement, involving families and developing community partnerships to increase success in higher education for the Hispanic learner. Through implementation of these strategies, TTU at Fredericksburg and Highland Lakes will be part of the educational solution for the fastest growing population sector in Texas.

**(4) Funding Source Prior to Receiving Special Item Funding:**

N/A

**(5) Formula Funding:**

N

**(6) Startup Funding:**

N

**(7) Transition Funding:**

N

**(8) Non-general Revenue Sources of Funding:**

Texas Tech at Fredericksburg and Highland Lakes generate revenue from tuition, fee, formula funding and donations. In Fredericksburg and Marble Falls, local agencies and nonprofit organizations have built or repurposed education facilities to house academic, workforce development, and administrative operations. The community investment in these facilities exceeds \$8.0 million. The Highland Lakes site is located in the Frank Fickett Education Center, which is owned and operated by the Marble Falls Economic Development Corporation. The Hill Country University Foundation was formed in Fredericksburg to build a facility for higher education. The Hill Country University Center houses Texas Tech University and its community college partner, Central Texas College.

2015     \$481,282 Local Funding, \$505,120 Tuition and Fees (Distance Delivery)

2016     \$490,908 Local Funding, \$515,222 Tuition and Fees (Distance Delivery)

**Schedule 9: Special Item Information**  
85th Regular Session, Agency Submission, Version 1  
Automated Budget and Evaluation System of Texas (ABEST)

10/14/2016 4:48:25PM

---

**733 Texas Tech University**

---

2017     \$500,726 Local Funding, \$525,527 Tuition and Fees (Distance Delivery)

2018     \$510,740 Local Funding, \$536,037 Tuition and Fees (Distance Delivery)

2019     \$520,955 Local Funding, \$546,758 Tuition and Fees (Distance Delivery)

**(9) Consequences of Not Funding:**

Without state funding, the fastest growing rural area in Texas would continue to be underserved in terms of public higher education opportunities, which would have a subsequent negative impact on economic development in the region. State funding will ensure the continuance of the current infrastructure and staffing, which supports growth and economic prosperity through faculty, staff and student participation in higher education. Potential students who are place-bound would not have the educational opportunities currently afforded to them, which will decrease their earning potential. The certificate programs associated with viticulture and enology are extremely important to the economic development of the wine industry in the Hill Country. This industry contributes to employment opportunities in the area and to the economy of the State of Texas. Enrollment continues to increase through innovative pedagogies. By introducing new and maintaining current quality degree programs that utilize innovative delivery strategies, the Texas Tech University Regional Teaching Sites at Fredericksburg and Highland Lakes expect enrollment to continue in an upward trend.

---

---

**733 Texas Tech University**

---

**Special Item:**     9     **Small Business Development Center**

**(1) Year Special Item:**             1990  
Original Appropriations:   \$200,000

**(2) Mission of Special Item:**

The NWTSBDC, housed at Texas Tech University, provides in-depth business counseling and training for small businesses within the 95 county service area. The services provided to the small business community have expanded beyond basic business counseling to include: International Trade Assistance, Manufacturing Assistance, Government Contracting, Technology Transfer, Technology/Internet assistance, Defense Transition assistance, Minority Business Assistance, and Community Economic Development and Rehabilitation.

The Small Business Development Center (SBDC) program is the largest management and technical assistance program to the small business sector in the United States. With the continuing struggle faced by the rural communities of Northwest Texas, the NWTSBDC has focused on rural small business development as its primary role in supporting the economic growth of the region. Due to the disadvantages rural businesses face in today's competitive business climate, the NWTSBDC provides extensive counseling and training assistance to rural businesses in business plan development, e-commerce development and business competitiveness on a global scale.

**(3) (a) Major Accomplishments to Date:**

Since program start in 1987 and through the end of FY 15, the NWTSBDC has assisted in creating 32,524 new jobs. The NWTSBDC has also assisted in opening 9,168 new businesses. The NWTSBDC has counseled over 79,053 clients and trained over 133,689 seminar attendees. The NWTSBDC has collaborated, within the 95 county region, with Economic Development entities, Chambers of Commerce and communities on several hundred economic development projects throughout the years.

**(3) (b) Major Accomplishments Expected During the Next 2 Years:**

Over the next 2 years the Northwest Texas SBDC will counsel over 6,000 clients, provide training to over 7,500 small business seminar attendees, assist with over 600 new business starts, expansions and saves as well as assist in the creation of over 2,600 new jobs within the region.

**(4) Funding Source Prior to Receiving Special Item Funding:**

Federal and Institutional funds.

**(5) Formula Funding:**

N

**(6) Startup Funding:**

N

**(7) Transition Funding:**

N

---

**733 Texas Tech University**

---

**(8) Non-general Revenue Sources of Funding:**

2015 \$1,315,000 Federal Funds, \$570,000 Institutional & other funds

2016 \$1,345,000 Federal Funds, \$575,000 Institutional & other funds

2017 \$1,350,000 Federal Funds, \$575,000 Institutional & other funds

2018 \$1,365,000 Federal Funds, \$560,000 Institutional & other funds

2019 \$1,365,000 Federal Funds, \$570,000 Institutional & other funds

**(9) Consequences of Not Funding:**

All of the Federal Funds that this program receives require either one-for-one or two-for-one matching. If this program is not funded by the State of Texas, an equal amount of funding will be lost from Federal, Institutional and other Sources. This decrease in funding would result in a major reduction in program services and would cause the NWTBDC to serve 2,500 to 3,000 fewer small business clients, 5,000 to 8,000 fewer seminar attendees, create 250 to 350 fewer new businesses and a loss of 1,200 to 1,800 new jobs created.

---

---

**733 Texas Tech University**

---

**Special Item:**     10     **Museums & Historic, Cultural, and Educational Centers**

**(1) Year Special Item:**             1966  
Original Appropriations:     \$1,937,634

**(2) Mission of Special Item:**

This strategy provides support to the International Cultural Center, the Lubbock Lake Landmark, the Museum of Texas Tech University, and the National Ranching Heritage Center (NRHC). Each of the four entities has a teaching and research function for university students and faculty, and an additional mission of public outreach and education locally, regionally, nationally, and globally. The collections, exhibitions, publications, and programs conducted at all four sites complement the diverse interests and roles of TTU in public and professional service. All four centers offer an inviting and informative gateway to the university and provide many citizens opportunities for direct involvement with various functions of the centers.

**(3) (a) Major Accomplishments to Date:**

- Lubbock Lake Landmark a founding partner in state-wide Texas Children in Nature Network
- Lubbock Lake Landmark developed interpretive programs for audiences with special needs, including those on autism spectrum
- Lubbock Lake Landmark incorporated latest 3D and drone technologies to document research and engage the public through exhibits and websites
- Museum attracting 150,000 visitors a year; 20% increase in visitation to Lubbock Lake Landmark
- Ansel Adams blockbuster exhibit attracts visitors from across Texas and New Mexico
- Liquid nitrogen storage system implemented for Museum's internationally significant Genomic Resources Collection
- Three new species and new genus of mammals discovered and described
- Natural Science Research Laboratory with \$1,128,000 in active research grants
- 92 publications authored by NSRL staff and TTU Biology Dept. assoc. and students using NSRL resources
- Increased international undergraduate enrollment by 75.5 % from spring 2012 to spring 2016
- Increased number of students studying abroad by 60% over last 3 years
- Created a Study Abroad Funding Initiative, a monthly international funding alert, an online international research database, an International Seed Grant initiative, and an international travel fund initiative
- Received NAFSA's Sen. Paul Simon Spotlight Award for K-12 programming
- Revived International Affairs Council
- Established 232 agreements in 95 countries

**(3) (b) Major Accomplishments Expected During the Next 2 Years:**

---

**733 Texas Tech University**

---

- Establish a nationally unique exhibition program linking audiences with contemporary ‘research-in-action’ in STEM and STEAM disciplines
- Expand programs for under-served and special-needs audiences, and in early childhood STEM learning
- Enhance Museum Science and Heritage Management graduate program with ambitions to be the leading program in the country
- Lubbock Lake Landmark (LLL) to partner with local, state, and national organizations to increase the vital regional population of native bees as pollinators
- Develop K-12 distance learning programs complementing LLL’s place as a written question on state-wide TAKS test
- Expand research on transitioning from Native American use of the high plains grasslands to Anglo-European occupation
- Continue to document new species of mammals from the Americas and Asia
- Work with the Center for Global Communications to help internationalize the curriculum and co-curriculum
- Work with the Faculty Senate to internationalize the tenure and promotion codes and hiring guidelines
- Create Global Studies Certificate Prog
- Continue to work with central administration to establish an international branch campus in Costa Rica
- Apply for NAFSA’s Sen. Paul Simon Award for comprehensive campus internationalization
- Continue to expand Outreach programming
- Establish external advisory board
- Invite former US Ambassadors from American Academy of Diplomacy to hold public panel discussions on international issues

**(4) Funding Source Prior to Receiving Special Item Funding:**

N/A

**(5) Formula Funding:**

N

**(6) Startup Funding:**

N

**(7) Transition Funding:**

N

**(8) Non-general Revenue Sources of Funding:**

2015 \$0 Private Funds, \$0 Grants, \$18,000 Contracts, \$70,000 Gifts, \$0 Endowment

2016 \$0 Private Funds, \$0 Grants, \$18,000 Contracts, \$70,000 Gifts \$0 Endowment

2017 \$105,000 Private Funds, \$171,250 Grants, \$18,000 Contracts, \$70,000 Gifts,  
\$0 Endowment

2018 \$105,000 Private Funds, \$131,250 Grants, \$18,000 Contracts, \$70,000 Gifts  
\$0 Endowment

---

**733 Texas Tech University**

---

2019 \$105,000 Private Funds, \$0 Grants, \$18,000 Contracts, \$70,000 Gifts, \$0 Endowment

**(9) Consequences of Not Funding:**

The Museum, Lubbock Lake Landmark, and National Ranching Heritage Center are trusted with the responsibility to preserve and protect collections, and to provide professional stewardship for those objects placed in their care. That mandate will be disrupted as a consequence of reduced or eliminated funding. Immediate impact of no funding will be loss of staff, accreditation, and forfeiture of collections held-in-trust on behalf of the state and federal governments. Public programming, as well as the dissemination of information gained from collections, will be decreased or eliminated should funding be cut. Service to the University's academic programs will be eliminated, and the Museum Science & Heritage Management graduate programs and other TTU classes held at the locations will have to be discontinued. The research and educational activities at the NRHC and the Lubbock Lake Landmark will be curtailed, and care of the cultural and natural heritage associated with these locations will be dramatically reduced or terminated. The loss of public trust will be devastating nationally and internationally. If not funded, the International Cultural Center will be inoperative and cannot fulfill the functions for which the building was constructed. The target groups to be served by the International Cultural Ctr, especially the thousands of schoolchildren and TTU students who will be adversely affected by receiving reduced services and inadequate educational opportunities.

---

---

**733 Texas Tech University**

---

**Special Item:**    11        **Center for Financial Responsibility**

**(1) Year Special Item:**                    2000  
Original Appropriations:    \$240,000

**(2) Mission of Special Item:**

The Center for Financial Responsibility (CFR) mission is to help Texas citizens achieve personal responsibility in retirement planning, debt management, and financial literacy by conducting research and the delivery of financial knowledge to citizens, financial services professionals, fiduciaries and teachers. The CFR focuses on the financial well-being of Texas citizens by emphasizing increasing savings and financial preparation for retirement. The CFR develops financial literacy resources to prevent individual bankruptcies and financial hardships that negatively affect state and local economies. Texas institutions of higher education and those students graduating with high debt loads from student loans and credit card abuse are served through research and service from the nationally recognized Red-to-Black Financial Counseling Center (R2B) and state-wide financial literacy research with Texas adults. The R2B model earns national recognition as a means of increasing retention and matriculation rates. Another goal is to increase the number of academic programs in Personal Financial Planning (PFP) with emphasis on minority institutions throughout Texas and focusing on availability of general education classes in personal finance to increase student body financial literacy. Expanded assistance from CFR personnel to establish financial literacy courses and financial planning programs within minority colleges and universities throughout Texas is on-going.

**(3) (a) Major Accomplishments to Date:**

- Charles Schwab Foundation \$100,000 grant to develop and deliver the Financial Planning Academy, a week-long event tailored to increase financial literacy among high school students.
- Charles Schwab \$500,000 grant for research on financial issues directly related to economic well-being of TX families/individuals.
- CFP Board \$2,000,000 grant to develop the first doctoral degree in the U.S. in PFP, expanding faculty and research capabilities on family financial issues.
- ING \$250,000 diversity grant to TTU and Prairie View A&M to implement PFP programs at Historically Black Colleges and Universities throughout the U.S. to increase student financial literacy.
- Formation of the Retirement Planning & Living Research Initiative which promotes research that enhances our understanding of the financial, psychological, social, cognitive and physical transitions related to retirement.
- International Foundation for Retirement Education (InFRE) \$100,000 grant for research into career opportunities and impact of the retirement industry.
- InFRE \$100,000 grant for development of a retirement literacy index for citizens to evaluate preparation for and understanding of retirement.
- Implementation the Certified Retirement Counselor designation into university curricula throughout TX as a career path.
- Worked with over 40 colleges/universities to develop PFP programs that educate ethical and competent financial services professionals to help citizens meet financial goals.

**(3) (b) Major Accomplishments Expected During the Next 2 Years:**



---

**733 Texas Tech University**

---

- Further develop the interdisciplinary Retirement Planning & Living Initiative. With longer life expectancies and improved quality of life provided through medical advancements, there is an urgency for research, education, and outreach efforts for Texas retirees.
- Expand the Financial Planning Academy to improve financial literacy of high school students. Work with Texas universities to replicate the program and develop personal finance clubs for high school students.
- Expand the Personal Financial Health Initiative which promotes research and development of best practices regarding financial health production through awareness, education, habituation, examination and adjustment.
- Develop in-service education and delivery of financial literacy content to Texas teachers as well as curricula appropriate for delivery as part of the increased financial literacy legislative requirement in Texas high schools and colleges. Increased financial literacy should improve teacher retention and teaching of financial literacy in classes.
- Launch a women's financial empowerment initiative promoting research to help the financial services industry attract women, provide a support network for women in the business, and identify best practices regarding female financial human capital production to assist with financial literacy training, policies and regulation.
- Continued expansion of minority university financial planning programs in Texas and universities nationwide.

**(4) Funding Source Prior to Receiving Special Item Funding:**

An initial grant of \$200,000 was from the International Foundation for Retirement Education. The leverage afforded by the state line item is essential to acquiring all of the funding listed above.

**(5) Formula Funding:**

N

**(6) Startup Funding:**

N

**(7) Transition Funding:**

N

**(8) Non-general Revenue Sources of Funding:**

Historically funds have been primarily from corporate/industry sources including the financial services foundations listed above, and we will continue to seek resources from these sources. The national reputation of the department, enhanced by the infrastructure supported by line-item funding, has improved opportunities for continued funding of research, education and outreach activities. Federal sources are also being pursued when appropriate Requests for Proposals or specific initiatives are publicized at the federal level. Specific interest lies in pursuing financial literacy/planning research and education on 1) high school and college students and 2) enlisted personnel in military installations as well as reservists in Texas with the intent to be on retention of personnel and enhancing the family and social satisfaction in the non-military aspects of their lives. Federal funding to support research efforts focused on retirement and on student loan debt will also be sought. External funding may be requested from organizations such as the Retirement Research Foundation, National Institute on Aging, the Center for Retirement Research at Boston College, and the Russell Sage Foundation.

**(9) Consequences of Not Funding:**

---

**733 Texas Tech University**

---

The relatively small amount of funds requested are essential to providing the institutional infrastructure to develop the truly unique services, research and programs that brought national recognition to the Personal Financial Planning program and Texas Tech University as the best program in the U.S. from The New York Times, Financial Planning magazine and the March issues of Investment Advisor. The funded and proposed initiatives involving the development of academic programs and research efforts in personal financial planning and financial literacy in Texas minority colleges and universities and the resultant increase in financial literacy within general student populations are a statewide benefit to citizens of Texas. The outcomes would be a significant leverage of this funding which will impact multiple public academic institutions throughout Texas. The impact on Texas Tech minority graduate enrollment from those Texas colleges and universities has been a significant increase in our resident MS students being from minority groups. The ability to leverage the funds has been proven every year in the form of the acquisition of additional monies that increase the academic uniqueness, recruitment and retention of students, publication of research, and development of programs of direct benefit to Texas Tech as well as the state of Texas. Loss of state funding would end many of these initiatives and make the others less effective.

---

---

**733 Texas Tech University**

---

**Special Item:**     12     **Institutional Enhancement**

**(1) Year Special Item:**             2000  
Original Appropriations:   \$5,771,798

**(2) Mission of Special Item:**

The mission of this special line item is to support and enhance the academic research environment at Texas Tech University, preparing students to be the workforce of tomorrow for Texas.

**(3) (a) Major Accomplishments to Date:**

This special item funding has supported strategic growth of faculty in fields critical to the success of the State's workforce, enabling the University to recruit and retain a body of diverse and distinguished scholars and researchers dedicated to academic research excellence. This funding has contributed essential infrastructure support for high quality academic programs for undergraduate, graduate, and professional students, through academic program support, and necessary institutional operations. This has enabled the University to increase both the quality and number of graduates for the State. Texas Tech University is recognized as a national leader in Science-Technology-Engineering-Mathematics (STEM) initiatives that promote recruitment and retention of underrepresented groups in STEM fields.

**(3) (b) Major Accomplishments Expected During the Next 2 Years:**

Continue meeting ever changing global information needs by acquiring materials such as required on-line databases, improving infrastructure, hiring highly qualified staff to provide assistance to students and researchers, and providing required services to the satellite campuses.

**(4) Funding Source Prior to Receiving Special Item Funding:**

The Institutional Enhancement special item was the result of the consolidation of certain types of special items by the 76th Legislature, and an increase of \$1M per year for academic enhancement purposes.

**(5) Formula Funding:**

N

**(6) Startup Funding:**

N

**(7) Transition Funding:**

N

**(8) Non-general Revenue Sources of Funding:**

None

---

**733 Texas Tech University**

---

**(9) Consequences of Not Funding:**

This line item contributes core academic and operational infrastructure support that enables Texas Tech University to provide an extensive selection of academic research programs all dedicated to educational excellence. Texas Tech University now serves more than 35,000 students, houses 10 colleges and 2 professional schools offering 150 undergraduate, 100 master's and 50 doctoral degrees. Degree programs include both traditional and online platforms. Through successful graduates and research generated through these programs, Texas Tech University is able to provide long term economic benefit to the region and State. The current \$14M over the biennium for this special item represents the difference in the University's ability to provide basic educational services, and in developing quality academic and research programs. If this funding is reduced or eliminated the University's academic support infrastructure would be compromised, resulting in fewer programs and opportunities to produce outstanding leaders in the Texas workforce and innovative faculty of tomorrow.

---

---

**733 Texas Tech University**

---

**Special Item:** 13      **Exceptional Item Request for Restoration to Non-Formula Line Items**

**(1) Year Special Item:** 2018

Original Appropriations: \$0

**(2) Mission of Special Item:**

The non-formula line items have been reduced by \$1,197,119 which represents a 4% overall decrease in non-formula general revenue support for TTU. Restoration of this proposed reduction is critically important to Texas Tech University.

These funds are used in support of instruction, research, public service and academic support services, each of which support the mission of the University.

**(3) (a) Major Accomplishments to Date:**

The research support provided by the state has been a major factor in attaining our goal to be a top tier research institution. The research dollars and institutional enhancement funds help TTU obtain grant funding, bring top rated faculty/researchers to the state of Texas, and support student success. In addition, public support activities including Hill country outreach, museums and the Center for Financial Responsibility are each responsible for assisting some of the small Texas Communities via outreach to areas that have historically been underserved.

**(3) (b) Major Accomplishments Expected During the Next 2 Years:**

TTU seeks to continue growth and support of these activities.

**(4) Funding Source Prior to Receiving Special Item Funding:**

N/A

**(5) Formula Funding:**

N

**(6) Startup Funding:**

N

**(7) Transition Funding:**

N

**(8) Non-general Revenue Sources of Funding:**

The research actives affected by the reduction utilize the base funding to acquire federal and other funding that requires one-for-one or two –for-one matching support. The majority of these programs are also supported with temporary grant dollars.

**(9) Consequences of Not Funding:**

---

**733 Texas Tech University**

---

Not funding will limit the research and other funding received by grantors and would result in reduction of research and public service program services. Through this support Texas Tech University is able to make a positive economic impact to several small Texas communities and serve Texas as a major research university. In addition, Institutional support funding is utilized to achieve and exceed the participation goals established by the state to enhance student success.

---

---

**733 Texas Tech University**

---

**Special Item:** 14      **Exceptional Item Request for College of Veterinary Medicine**

**(1) Year Special Item:** 2018

Original Appropriations: \$0

**(2) Mission of Special Item:**

A college of veterinary medicine purposefully designed to produce veterinarians that serve smaller communities and the agriculture industry is needed in West Texas. Smaller communities in America face a worsening shortage of veterinarians that threatens the vibrancy of small communities and limits its ability to support and protect its agricultural industries.

The Texas Tech University (TTU) College of Veterinary Medicine (The College) will embody a world-class, innovative competency- and knowledge-based educational curriculum that produces practice-ready veterinarians with the skills, knowledge and passion to serve underserved America. The College's educational model will be a cost-effective means to educate and engage outreach pertaining to issues important to all of America. While imparting the knowledge and skills through a world-class education.

**(3) (a) Major Accomplishments to Date:**

N/A

**(3) (b) Major Accomplishments Expected During the Next 2 Years:**

The College will infuse One Health themes throughout its curriculum that recognize the interconnection of animal, environmental and human health. In addition to education and outreach, The College will benefit society through basic and applied research that translates discoveries and improves the economic vitality of the State. TTU is uniquely positioned to implement an innovative model to effectively and efficiently prepare practice-ready veterinarians that serve smaller communities. Skilled veterinarians are especially needed in communities across Texas where many small communities already face critical shortages of veterinarians. The College will enrich the practice of veterinary medicine and improve critical disparities of veterinarians in all areas, create growth in cross-system research and increase collaboration in order to transform and improve animal and human health. TTU plans to establish The College with Exceptional Item funding during the 2018-2019 biennium. This includes establishing a Dean's Office, hiring faculty and developing infrastructure for The College, and gaining accreditation to begin the DVM program. First Request for Funding, First class is anticipated Fall 2019. First formula funds will be available for the 2020-2021 biennium.

**(4) Funding Source Prior to Receiving Special Item Funding:**

N/A

**(5) Formula Funding:**

N

**(6) Startup Funding:**

N

---

**733 Texas Tech University**

---

**(7) Transition Funding:**

N

**(8) Non-general Revenue Sources of Funding:**

N/A

**(9) Consequences of Not Funding:**

The College will leverage research, health and academic resources from TTU and TTUHSC to address the emerging crisis due to the shortage of veterinarians serving rural America.

Reports from THECB, GAO, NAS and AVMA highlight two common findings: 1) shortage of veterinarians serving rural communities is worsening and 2) current education model burdens students with excessive debt. Because of this, the vibrancy of rural areas is increasingly threatened and our State's livestock industry is vulnerable to a shortage of services needed to enhance animal health and protect from foreign and reemerging animal diseases. TTU proposes an innovative model to address these critical needs through training tailored to both rural areas and industry needs, which will spur private sector growth and promote economic expansion. Without funding from the legislature it will be difficult for TTU to meet these goals and address needs that will benefit the State.

Only 1% of US veterinarians exclusively care for food animals. Texas leads the nation in cattle, sheep, goats and mohair production and is home to approximately 11.8M cattle, 13% of the nation's cattle inventory. Texas needs almost 1,300 more veterinarians (20% increase) to achieve the average number of animals per veterinarian for the ten most populous states. Agriculture accounts for 8.6% of Texas' GDP and healthy herds are critical for food security.

---



---

**733 Texas Tech University**

---

**Special Item:** 15      **Exceptional Item Request for Small Business Development Center**

**(1) Year Special Item:** 1990  
Original Appropriations: \$200,000

**(2) Mission of Special Item:**

The NW Texas Small Business Development Center provides extensive business counseling and training to the small businesses of the 95 county service area and since 1987 has helped create 9,168 new businesses and helped create 32,524 new jobs in the region. This request is to access the enhanced funding available from the Comptroller's SBDC Funding Formula. The Comptroller has developed a funding formula that uses a 3rd party survey to determine the economic activity generated by the assistance provided to small businesses by the 4 SBDC state regions. The survey uses a 3 year rolling average of results to determine the level of new job creation, job retention, and tax dollars generated to Texas from SBDC activities. These funds will be used to add new counselor positions to expand the small business counseling and training assistance to the rural areas of NW Texas.

**(3) (a) Major Accomplishments to Date:**

Since program start in 1987 and through the end of FY 15, the NWT SBDC has assisted in creating 32,524 new jobs. The NWT SBDC has also assisted in opening 9,168 new businesses. The NWT SBDC has counseled over 79,053 clients and trained over 133,689 seminar attendees.

**(3) (b) Major Accomplishments Expected During the Next 2 Years:**

Over the next 2 years the Northwest Texas SBDC will counsel over 6,000 clients, provide training to over 7,500 small business seminar attendees, assist with over 600 new business starts, expansions and saves as well as assist in the creation of over 2,600 new jobs within the region. The addition of these new counselor positions will result in 500 new clients counseled, and 1,000 additional training attendees annually. Most importantly the addition of these new positions will result in 40 new business openings and the addition of 300 new jobs created each year. Although many of the new businesses opened and jobs created were in the more rural areas, the vast majority have opened in the larger population centers of the region. The small towns of NW Texas are slowly but surely declining as a continuous out-migration of youth and talent are draining the vitality of these communities. The need to effectively assist the existing and start-up businesses in the remote rural areas of the 95 county service areas is going to be essential to the survival of the economic health of the region.

**(4) Funding Source Prior to Receiving Special Item Funding:**

Federal and Institutional funds.

**(5) Formula Funding:**

N

**(6) Startup Funding:**

N

**(7) Transition Funding:**

N

---

**733 Texas Tech University**

---

**(8) Non-general Revenue Sources of Funding:**

2015	\$1,315,000 Federal Funds
	\$570,000 Institutional & other funds
2016	\$1,345,000 Federal Funds
	\$575,000 Institutional & other funds
2017	\$1,350,000 Federal Funds
	\$575,000 Institutional & other funds
2018	\$1,365,000 Federal Funds
	\$560,000 Institutional & other funds
2019	\$1,365,000 Federal Funds
	\$570,000 Institutional & other funds

**(9) Consequences of Not Funding:**

All of the Federal Funds that this program receives require either one-for-one or two-for-one matching. If this program is not funded by the State of Texas, an equal amount of funding will be lost from Federal, Institutional and other Sources. This decrease in funding would result in a major reduction in program services and would cause the NWTSBDC to serve 2,500 to 3,000 fewer small business clients, 5,000 to 8,000 fewer seminar attendees, create 250 to 350 fewer new businesses and a loss of 1,200 to 1,800 new jobs created. With the large and growing gap in the competitive advantage between rural and urban Texas, the need to bring solutions to this problem is our goal. TTU has submitted all reports to the comptroller for review. The comptroller will determine if an increase of revenue neutral appropriation is possible.

---

---

**733 Texas Tech University**

---

**Special Item:** 16      **Exceptional Item Request for Tech Teach 2 + 1 Program**

**(1) Year Special Item:** 2018

Original Appropriations: \$0

**(2) Mission of Special Item:**

Addressing teacher shortages. The Tech Teach 2+1 program is an innovative approach to district-based teacher preparation resulting in significant staffing contributions to partner school districts in the hardest to staff teaching fields (i.e., bilingual, English as a second language, and special education). Increased teacher production for TX. Our current success has strained already high instructor-to-student ratios, and further demand can only be met with additional resources. The exceptional items described here would allow the 2+1 program to expand by over 30 new transfer students each year who each take 54 SCH in one calendar year. Moreover, these resources would permit TTU to increase overall teacher production by nearly 20% at a time when other universities are reporting declining enrollment in educator preparation programs.

Increased opportunity for demographic historically under-represented in IHE. In addition to the human capital contribution, the 2+1 program has provided an effective pathway to the baccalaureate degree and state teacher certification for a high proportion of our graduates who are first-generation college students of diversity with few opportunities to attend a 4-year IHE. Further expanding the program would likewise provide opportunity for additional young adults in TX to earn a post-secondary degree which will, in turn, position them to make an effective contribution to their communities and K-12 students for the next 20 years.

**(3) (a) Major Accomplishments to Date:**

Started in August 2011 with one district partner, Tech Teach is now preparing and providing new teachers to 19 separate school districts in 13 locations around the state. Since December 2015 alone, 6 new districts have requested formal partnership with Tech Teach to begin “grow your own” programs to address teacher shortages, and institutions such as UNT-Dallas and UT-Pan American have arranged fact-finding visits aimed at replicating the model in their communities.

- Hailed as a national model by the Council for the Accreditation of Educator Preparation (CAEP), earned high marks from the innovative Teacher Preparation Analytics (TPI-US), and highly rated by the National Council for Teacher Quality (NCTQ)
- Earned numerous external funding awards, most recently from the Gates Foundation to establish the USPREP Center for the purpose of replication in 5 southern universities
- Year-long student teaching practicum makes significant contribution to student achievement gains
- Clinically-intensive, competency-based program offered in 13 separate locations across Texas

**(3) (b) Major Accomplishments Expected During the Next 2 Years:**

- Enhanced resources results in national leadership in the areas of clinical education and data management for program improvement
- Expansion of USPREP partners to 5 additional Texas counties
- Recognition by the US Department of Education for accomplishments and replication

**(4) Funding Source Prior to Receiving Special Item Funding:**

Funding from Institutional resources.

---

**733 Texas Tech University**

---

**(5) Formula Funding:**

Y

**(6) Startup Funding:**

N

**(7) Transition Funding:**

N

**(8) Non-general Revenue Sources of Funding:**

800,000 institutional support

131,000 grant funding

**(9) Consequences of Not Funding:**

Severely curtail growth, exacerbate teacher shortages in Texas, unmet opportunity among first-generation Texans.

---