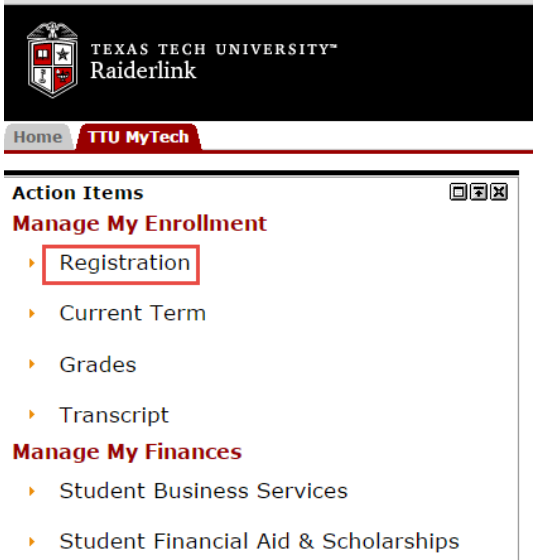


How to Register for classes using CRNs

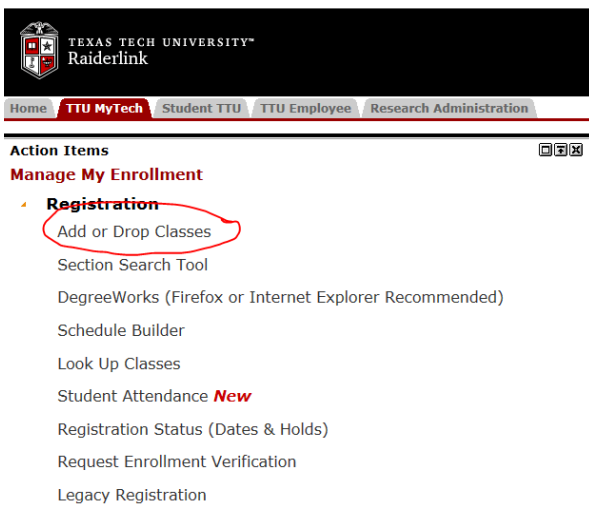
Use this guide to help register for courses based on a list of CRNs.

Step One: Sign into your Raiderlink using your Eraider username and password by going to www.raiderlink.ttu.edu/

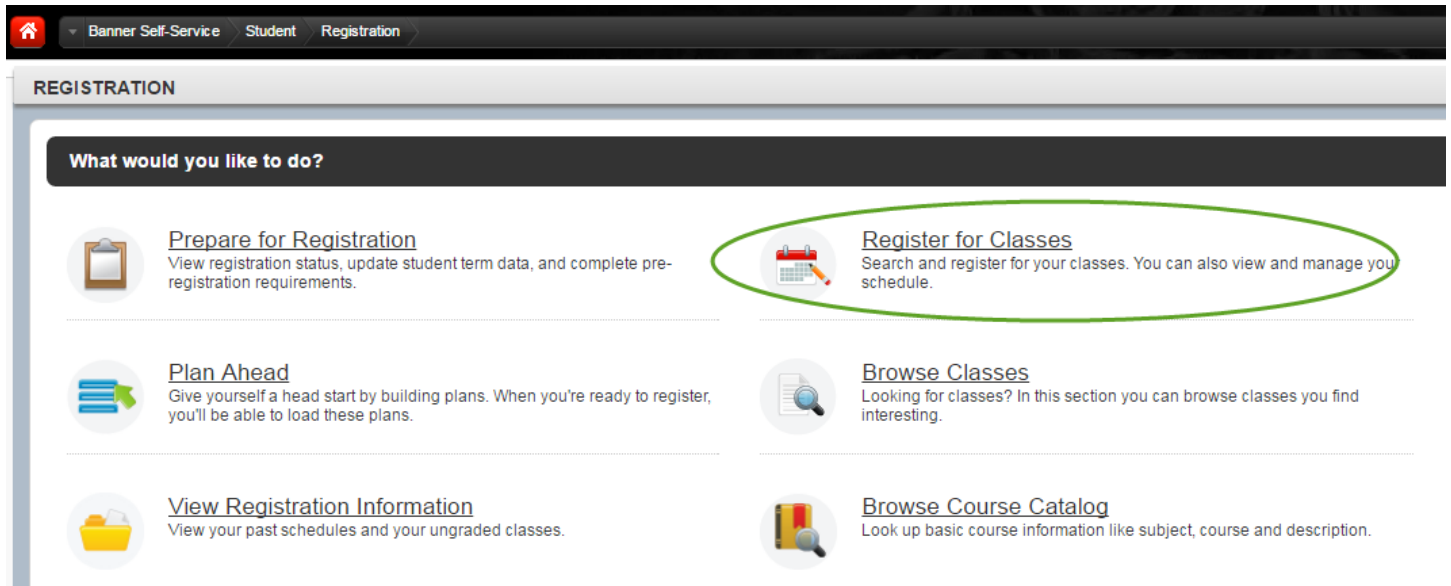
Step Two: Select “TTU MyTech” tab at top of page Under “Manage my Enrollment” select the “Registration” tab



Step Three: Select “Add or drop classes”



Step Four: Select “Register for Classes”

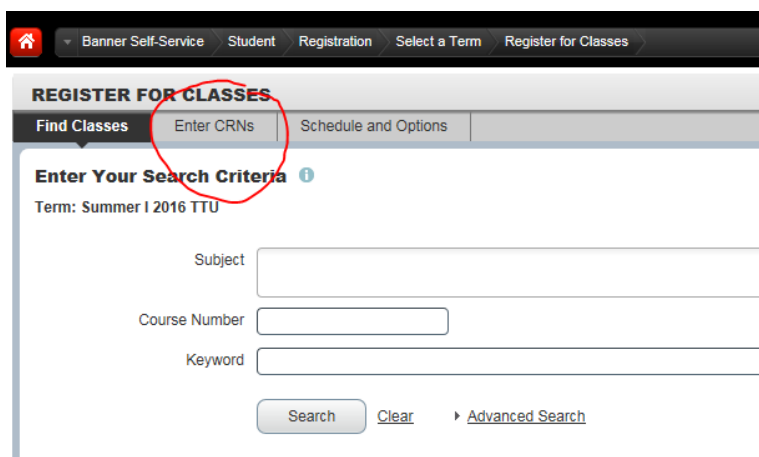


REGISTRATION

What would you like to do?

- Prepare for Registration**
View registration status, update student term data, and complete pre-registration requirements.
- Register for Classes**
Search and register for your classes. You can also view and manage your schedule.
- Plan Ahead**
Give yourself a head start by building plans. When you're ready to register, you'll be able to load these plans.
- Browse Classes**
Looking for classes? In this section you can browse classes you find interesting.
- View Registration Information**
View your past schedules and your ungraded classes.
- Browse Course Catalog**
Look up basic course information like subject, course and description.

Step Five: Select “Enter CRNs” tab at the top of the page



REGISTER FOR CLASSES

Find Classes | **Enter CRNs** | Schedule and Options

Enter Your Search Criteria ⓘ

Term: Summer I 2016 TTU

Subject

Course Number

Keyword

[Clear](#) [Advanced Search](#)

Step Six: Fill in the CRNs for all of your classes and then select “Add to Summary”
 Now you can see a calendar view of your schedule for the semester you are registering for on the left, and the list view of your schedule on the right. Review your schedule carefully, making sure none of your classes are at conflicting times. Once you have reviewed your schedule, select “Submit” in the lower right hand corner of the page.

REGISTER FOR CLASSES [New Search](#)

Find Classes **1** **Enter CRNs** Schedule and Options

Enter Course Reference Numbers (CRNs) to Register
 Term: Spring 2017 Law

CRN **2**
 CRN
 CRN

[+ Add Another CRN](#) **Add to Summary** **3**

Enter CRNs and add to your schedule Summary. You will see a pending Grid Schedule as well as a List Summary.

Schedule | **Schedule Details** | **Summary**

Class Schedule for Spring 2017 Law

	Sunday	Monday	Tuesday	Wednesday	Thursday	Friday	Saturday
10am		Advanced Water Law	Conf. Law / Space Law	Advanced Water Law	Conf. Law / Space Law		
11am		Global Biosecurity Law		Global Biosecurity Law		Global Biosecurity Law	
12pm							
1pm							
2pm							
3pm							

You have not successfully registered until you hit SUBMIT

Title	Details	Hour	CRN	Schedule	Status	Action
Space Law	LAW 6021...	3	70157	Lecture	Pending	Registered on Web
Advanced Water L...	LAW 6021...	2	70076	Lecture	Pending	Registered on Web
Global Biosecurity ...	LAW 6010...	3	70092	Seminar	Pending	Registered on Web
Conflict of Laws	LAW 6022...	3	70107	Lecture	Pending	Registered on Web

Total Hours | Registered: 0 | Billing: 0 | CEU: 0 | Min: 0 | Max: 0

4 **Submit**