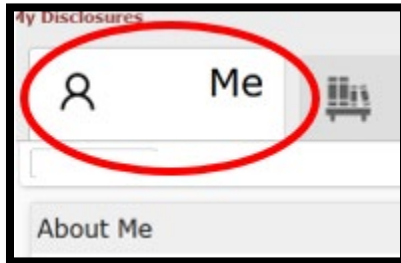


Update Previous Disclosure

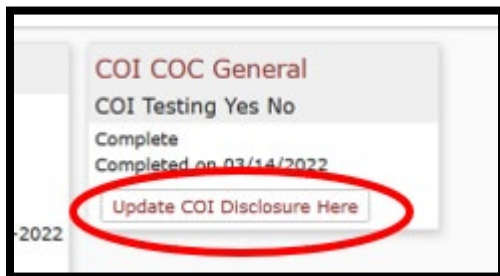
To get started please use this link to update your disclosure: <https://ttu.my.irbmanager.com/>

Sign in using Eraider

Under My Disclosures, please click on the “Me” tab



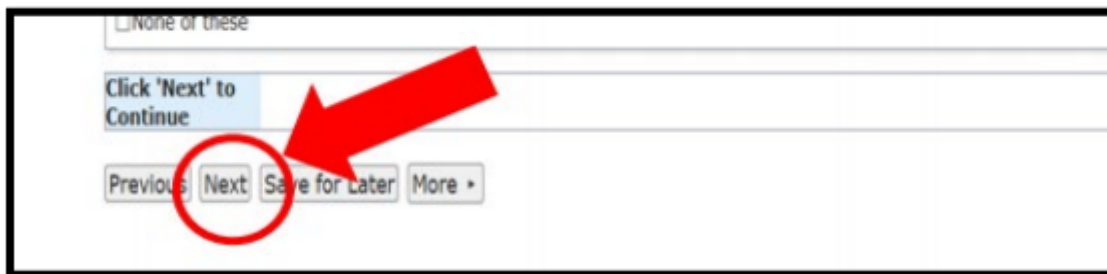
Then under COI COC General, click on “Update COI Disclosure Here”



Next review the responses

- Update any changes

Click “NEXT” to proceed



Upon completion, under the subheading User Signature, please click "SIGN"

User Signature (Required) Add Note View Audit

By clicking "Sign" and entering my password in the space provided, I am electronically signing this form and confirming the accuracy of its content.

Sign...

Click 'Next' to Continue

Previous Next Save for Later More >

(scroll to the bottom of page) Click "NEXT"

User Signature (Required) Add Note View Audit

By clicking "Sign" and entering my password in the space provided, I am electronically signing this form and confirming the accuracy of its content.

Sign...

Click 'Next' to Continue

Previous Next Save for Later More >

Under the subheading Form Completed, click "SUBMIT"

Form Completed

You've completed the form. You can now either save the form for later revision, or submit it.

Go Back Save for Later Print Submit

Copyright ©2000-2020 Tech Software. All Rights Reserved.
Billy Goat (2020.7.4723.0/Release/722944) | GCWARS1 | 2020-07-27 15:47:51Z | 0.194s
Powered by iManager