



TEXAS TECH UNIVERSITY

Information Technology Division

2019 SGA General Elections

Title	Votes Cast Today	Total Votes Cast	Total Eligible Voters	Voter Turnout (%)
2019 Spring SGA Election: Individual College Senator - VP	0	42	719	5.84%
2019 Spring SGA Election: Individual College Senator - MC	0	222	2037	10.90%
2019 Spring SGA Election: Individual College Senator - LW	0	133	397	33.50%
2019 Spring SGA Election: Individual College Senator - HS	0	281	2734	10.28%
2019 Spring SGA Election: Honors College	0	305	1326	23.00%
2019 Spring SGA Election: Individual College Senator - GR	0	148	5795	2.55%
2019 Spring SGA Election: Individual College Senator - EN	0	287	4203	6.83%
2019 Spring SGA Election: Individual College Senator - ED	0	159	739	21.52%
2019 Spring SGA Election: Individual College Senator - BA	0	612	3712	16.49%
2019 Spring SGA Election: Individual College Senator - AS	0	755	8940	8.45%
2019 Spring SGA Election: Individual College Senator - AR	0	28	467	6.00%
2019 Spring SGA Election: Individual College Senator - AG	0	344	1921	17.91%
2019 Spring SGA Election: Graduate School Vice President	0	243	6168	3.94%
2019 Spring SGA General Election	0	3485	34524	10.09%



TEXAS TECH UNIVERSITY
Information Technology Division

2019 SGA General Elections

Executive Positions

President			
Total Voters:34524			
Choice	View Raw Votes	Votes	Percentage
Rafael Aaron Martinez		421	<div style="width: 14%;"></div> 14%
David Rivero		2473	<div style="width: 82%;"></div> 82%
Write-in First and Last Name		116	<div style="width: 4%;"></div> 4%

External Vice President			
Total Voters:34524			
Choice	View Raw Votes	Votes	Percentage
Miranda Davis		2885	<div style="width: 98%;"></div> 98%
Write-in First and Last Name		65	<div style="width: 2%;"></div> 2%

Internal Vice President			
Total Voters:34524			
Choice	View Raw Votes	Votes	Percentage
Emily Garcia		2894	<div style="width: 98%;"></div> 98%
Write-in First and Last Name		62	<div style="width: 2%;"></div> 2%



TEXAS TECH UNIVERSITY
Information Technology Division

2019 SGA General Elections

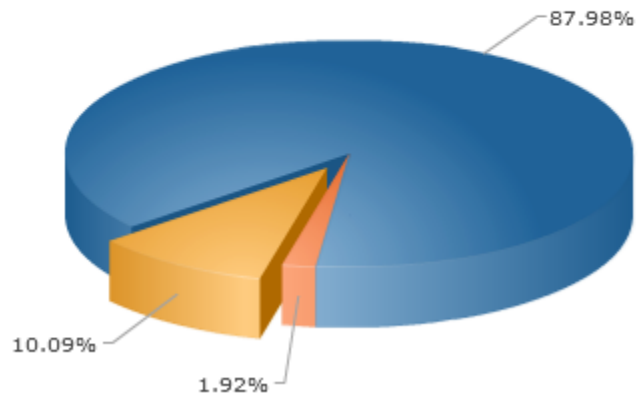
Senator At-Large			
Total Voters:34524			
Choice	View Raw Votes	Votes	Percentage
David Rivero		1137	9%
Jake Davis		701	5%
Haley Pratt		946	7%
Joshua Cotten		494	4%
Colin McLaren		797	6%
Charlie McBride		561	4%
Kristian Hart		632	5%
Rafael Aaron Martinez		395	3%
John Smithwick		578	5%
Tarah Hill		911	7%
Shaely Tarr		621	5%
Darbi Williams		482	4%
Aubree Traylor		706	6%
Ethan Wimberley		485	4%
Max Raymond		616	5%
Miranda Davis		848	7%
Oluwamuyiwa Peters		442	3%
Alec Kitt		626	5%
Hunter Heck		696	5%
Write-in First and Last Name		136	1%



TEXAS TECH UNIVERSITY
Information Technology Division

2019 SGA General Elections

Voter Turnout Report



Turnout

Total Voters: 34524

	%	#
 Voted	10.09%	3485
 Viewed But Not Voted	1.92%	664
 No Activity	87.98%	30375

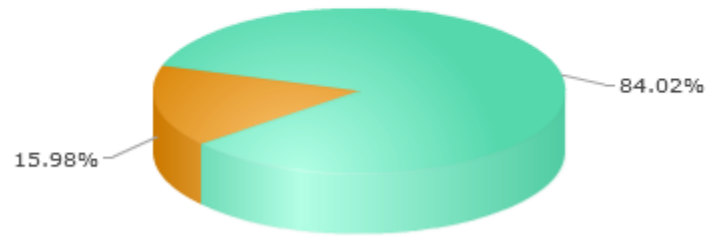


TEXAS TECH UNIVERSITY
Information Technology Division

2019 SGA General Elections

Activity By Day Report

This graph shows which day of the week has historically been most active



Activity By Day

Day	%	#
Wednesday	84%	2928
Thursday	15%	557



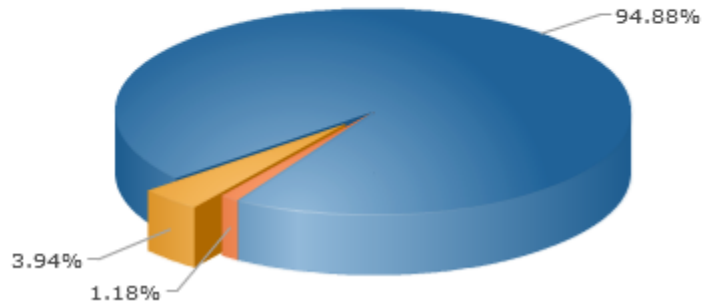
TEXAS TECH UNIVERSITY
Information Technology Division

2019 SGA General Elections

Graduate Vice President

Graduate Vice President			
Total Voters: 6168			
Choice	View Raw Votes	Votes	Percentage
Avery Aiken		216	95%
Write-in First and Last Name		11	5%

Voter Turnout Report



Turnout

Total Voters: 6168

	%	#
Voted	3.94%	243
Viewed But Not Voted	1.18%	73
No Activity	94.88%	5852

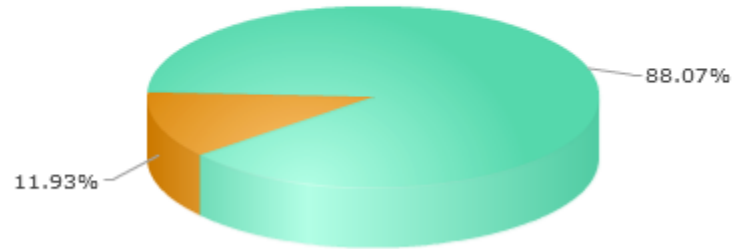


TEXAS TECH UNIVERSITY
Information Technology Division

2019 SGA General Elections

Activity By Day Report

This graph shows which day of the week has historically been most active



Activity By Day

Day	%	#
Wednesday	88%	214
Thursday	11%	29



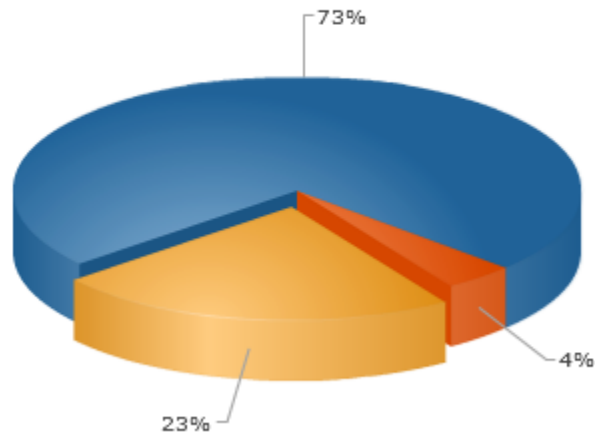
TEXAS TECH UNIVERSITY
Information Technology Division

2019 SGA General Elections

Honors College Senator

Senator			
Total Voters: 1326			
Choice	View Raw Votes	Votes	Percentage
Neil Patel		156	39%
Taylin Antonick		113	29%
Jad Zeitouni		117	30%
Write-in First and Last Name		9	2%

Voter Turnout Report



Turnout

Total Voters: 1326

	%	#
Voted	23.00%	305
Viewed But Not Voted	4.00%	53
No Activity	73.00%	968

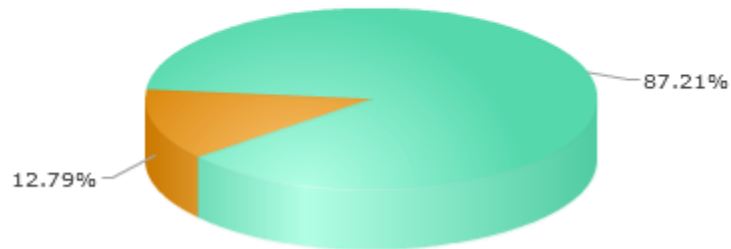


TEXAS TECH UNIVERSITY
Information Technology Division

2019 SGA General Elections

Activity By Day Report

This graph shows which day of the week has historically been most active



Activity By Day

Day	%	#
Wednesday	87%	266
Thursday	12%	39



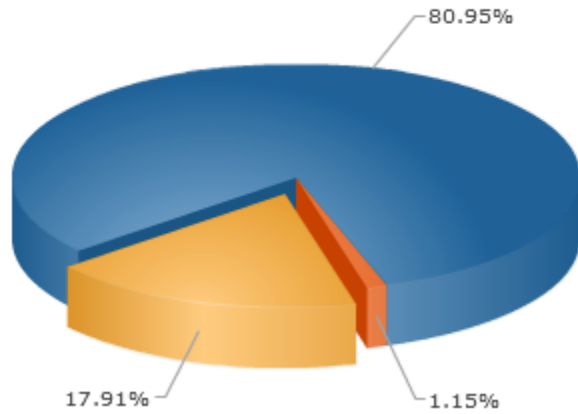
TEXAS TECH UNIVERSITY
Information Technology Division

2019 SGA General Elections

Individual College Senators

College of Agriculture and Natural Resources Senator			
Total Voters: 1921			
Choice	View Raw Votes	Votes	Percentage
Colton Snedecor		121	14%
Hagan Wright		145	17%
Klay Davis		176	21%
Ryleigh Carson		184	21%
Conner McKinzie		219	26%
Write-in First and Last Name		13	2%

Voter Turnout Report



Turnout

Total Voters: 1921

	%	#
Voted	17.91%	344
Viewed But Not Voted	1.15%	22
No Activity	80.95%	1555

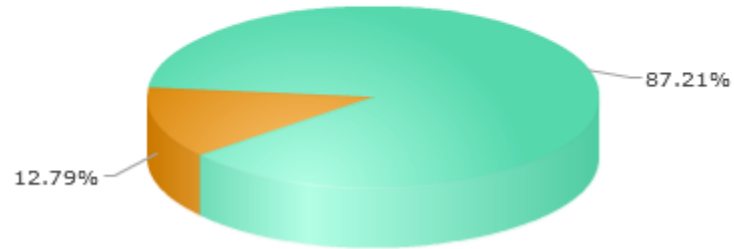


TEXAS TECH UNIVERSITY
Information Technology Division

2019 SGA General Elections

Activity By Day Report

This graph shows which day of the week has historically been most active



Activity By Day

Day	%	#
Wednesday	87%	300
Thursday	12%	44

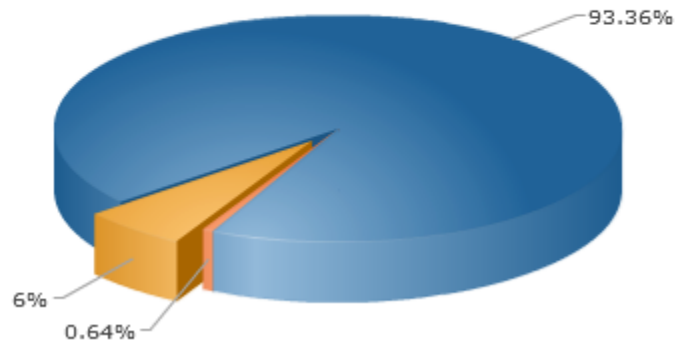


TEXAS TECH UNIVERSITY
Information Technology Division

2019 SGA General Elections

College of Architecture Senator			
Total Voters: 467			
Choice	View Raw Votes	Votes	Percentage
Megan Reynolds		25	86%
Write-in First and Last Name		4	14%

Voter Turnout Report



Turnout

Total Voters: 467

	%	#
Voted	6.00%	28
Viewed But Not Voted	0.64%	3
No Activity	93.36%	436



TEXAS TECH UNIVERSITY
Information Technology Division

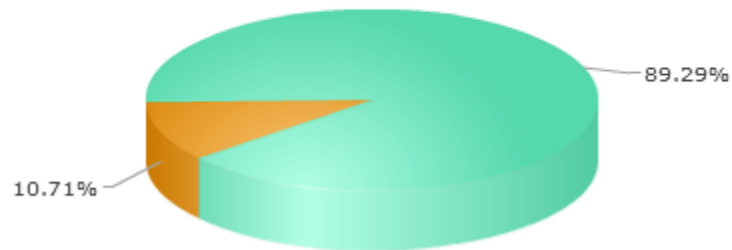
2019 SGA General Elections

Activity By Day Report

This graph shows which day of the week has historically been most active

Activity By Day

Day	%	#
Wednesday	89%	25
Thursday	10%	3





TEXAS TECH UNIVERSITY
Information Technology Division

2019 SGA General Elections

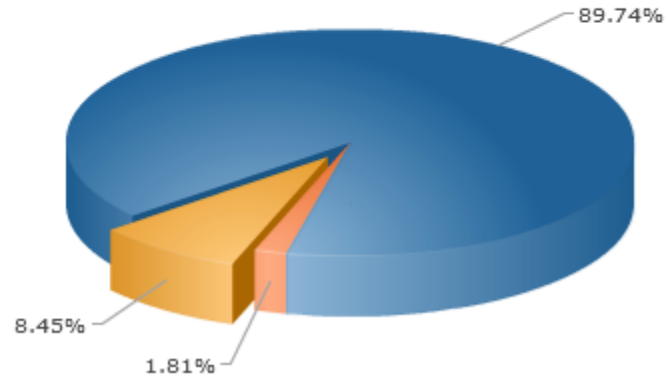
College of Arts and Sciences Senator			
Total Voters: 8940			
Choice	View Raw Votes	Votes	Percentage
Faisal Al-Hmoud		164	7%
Collin Guilbeau		104	5%
Sequoyah Perry		183	8%
Montana Chandler		130	6%
Chris Nwosu		101	4%
Mason Leachman		95	4%
Nicole Wingard		149	6%
Paulina Cortes		179	8%
Dylan Angel		102	4%
Reid Ragusa		71	3%
Emily DeRuyter		113	5%
Orin Gotchey		86	4%
Sarah Robertson		152	7%
Andrew Grissom		98	4%
Macy Massey		186	8%
Nash Trueblood		63	3%
Alli Pedroza		184	8%
Reggie Nketiah		59	3%
Stephanie Kuzmack		63	3%
Write-in First and Last Name		22	1%



TEXAS TECH UNIVERSITY
Information Technology Division

2019 SGA General Elections

Voter Turnout Report



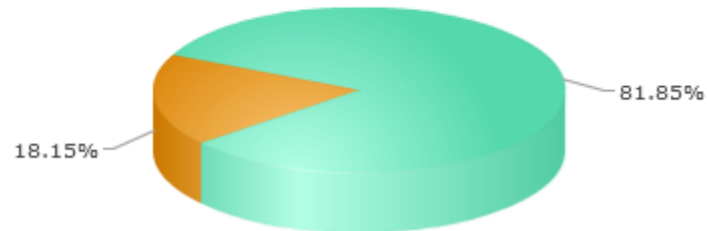
Turnout

Total Voters: 8940

	%	#
Voted	8.45%	755
Viewed But Not Voted	1.81%	162
No Activity	89.74%	8023

Activity By Day Report

This graph shows which day of the week has historically been most active



Activity By Day

Day	%	#
Wednesday	81%	618
Thursday	18%	137

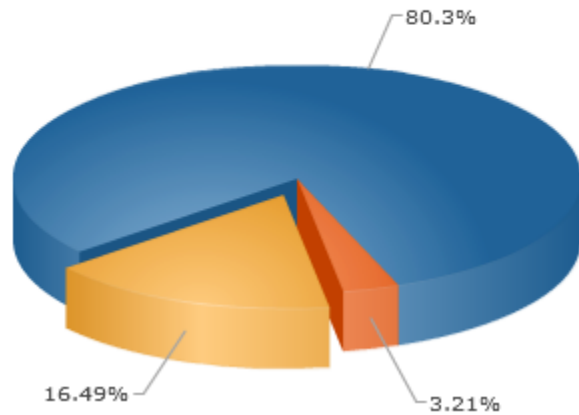


TEXAS TECH UNIVERSITY
Information Technology Division

2019 SGA General Elections

Rawls College of Business Administration Senator			
Total Voters: 3711			
Choice	View Raw Votes	Votes	Percentage
Ashley Riggs		141	10%
Dorsey Walker		104	8%
Grace Weinberger		133	10%
Brock Bobbora		103	8%
Will Plunk		147	11%
Kennedy Earnest		218	16%
Kathryn DeMello		126	9%
Emily Shriner		164	12%
Rolando Bernal		131	10%
Renee Morehead		61	5%
Write-in First and Last Name		16	1%

Voter Turnout Report



Turnout

Total Voters: 3711

	%	#
Voted	16.49%	612
Viewed But Not Voted	3.21%	119
No Activity	80.30%	2980

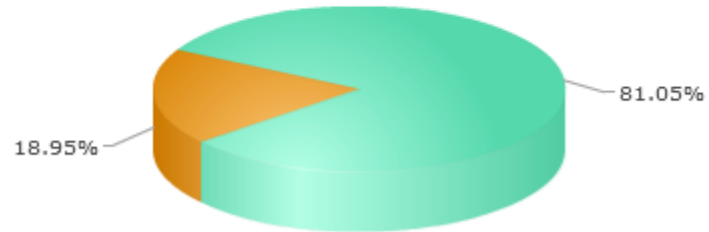


TEXAS TECH UNIVERSITY
Information Technology Division

2019 SGA General Elections

Activity By Day Report

This graph shows which day of the week has historically been most active



Activity By Day

Day	%	#
Wednesday	81%	496
Thursday	18%	116

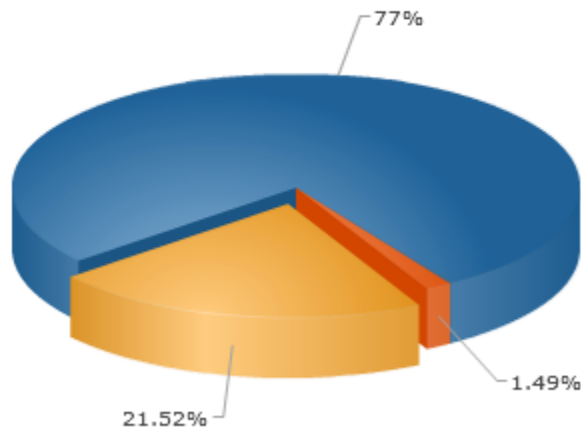


TEXAS TECH UNIVERSITY
Information Technology Division

2019 SGA General Elections

College of Education Senator			
Total Voters: 739			
Choice	View Raw Votes	Votes	Percentage
Kenzie Womack		92	37%
Miranda Schiller		55	22%
Victoria Thackray		38	15%
Grace Cavazos		64	26%
Write-in First and Last Name		0	0%

Voter Turnout Report



Turnout

Total Voters: 739

	%	#
Voted	21.52%	159
Viewed But Not Voted	1.49%	11
No Activity	77.00%	569

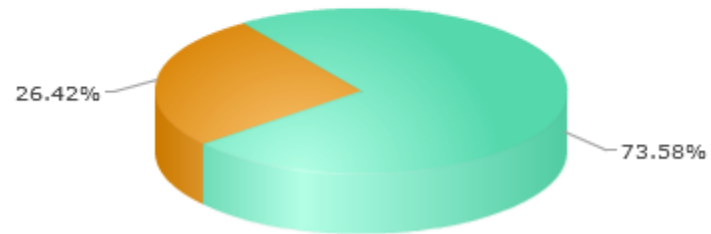


TEXAS TECH UNIVERSITY
Information Technology Division

2019 SGA General Elections

Activity By Day Report

This graph shows which day of the week has historically been most active



Activity By Day

Day	%	#
Wednesday	73%	117
Thursday	26%	42

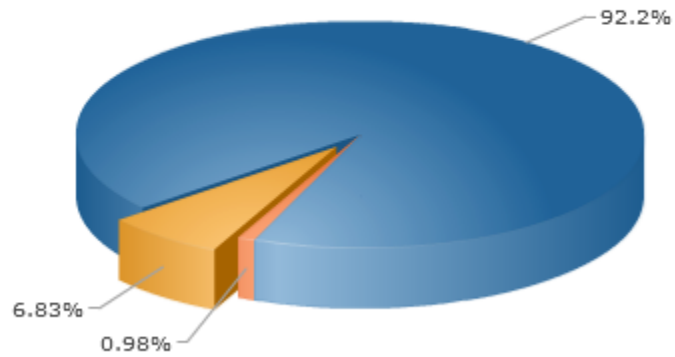


TEXAS TECH UNIVERSITY
Information Technology Division

2019 SGA General Elections

College of Engineering Senator			
Total Voters: 4203			
Choice	View Raw Votes	Votes	Percentage
Merielem Sharry		77	13%
Ross Holden Roark		57	9%
Tyler Sorrells		42	7%
Fardil Rahman Sahir		74	12%
Taylor Mattison		69	11%
Brook Bowman		93	15%
Erin Hausmann		83	14%
Stephen Doran		50	8%
Julio Olvera		47	8%
Write-in First and Last Name		11	2%

Voter Turnout Report



Turnout

Total Voters: 4203

	%	#
Voted	6.83%	287
Viewed But Not Voted	0.98%	41
No Activity	92.20%	3875

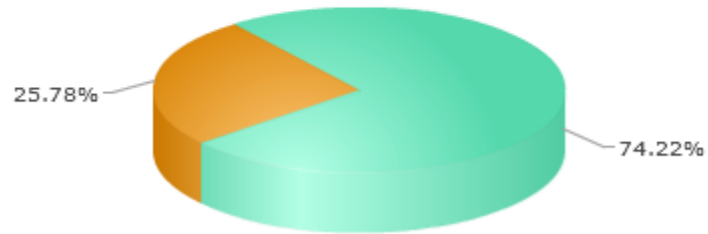


TEXAS TECH UNIVERSITY
Information Technology Division

2019 SGA General Elections

Activity By Day Report

This graph shows which day of the week has historically been most active



Activity By Day

Day	%	#
Wednesday	74%	213
Thursday	25%	74



TEXAS TECH UNIVERSITY
Information Technology Division


2019 SGA General Elections

Graduate School Senator

Total Voters: 5795

Choice	View Raw Votes	Votes	Percentage
Lawrence Chamunorwa		55	12%
Meredith Moore		68	15%
Dan Reif		38	9%
Adam Disque		46	10%
Jessica Blume		62	14%
Traci Cramer		66	15%
Vraj Patel		51	12%
Jack Young		49	11%
Write-in First and Last Name		6	1%

Voter Turnout Report



Turnout

Total Voters: 5795

	%	#
Voted	2.55%	148
Viewed But Not Voted	0.78%	45
No Activity	96.67%	5602

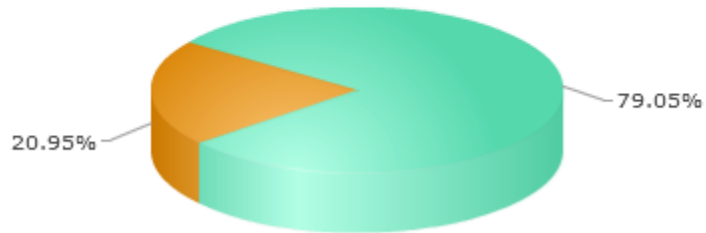


TEXAS TECH UNIVERSITY
Information Technology Division

2019 SGA General Elections

Activity By Day Report

This graph shows which day of the week has historically been most active



Activity By Day

Day	%	#
Wednesday	79%	117
Thursday	20%	31

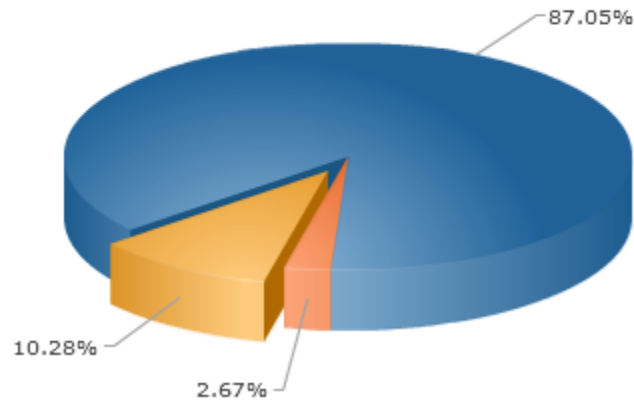


TEXAS TECH UNIVERSITY
Information Technology Division

2019 SGA General Elections

College of Human Sciences Senator			
Total Voters: 2734			
Choice	View Raw Votes	Votes	Percentage
Amela Dizdarevic		86	15%
Maggie Jacobs		133	23%
Hanna Taylor		117	20%
Alex Crowder		114	20%
Allie Head		121	21%
Write-in First and Last Name		6	1%

Voter Turnout Report



Turnout

Total Voters: 2734

	%	#
Voted	10.28%	281
Viewed But Not Voted	2.67%	73
No Activity	87.05%	2380

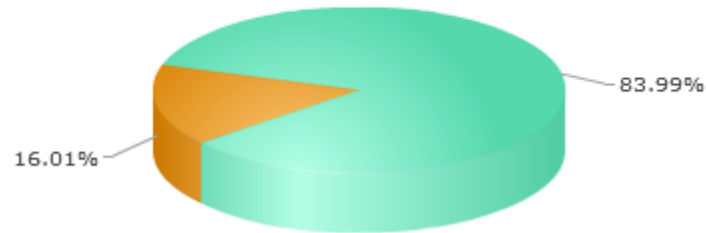


TEXAS TECH UNIVERSITY
Information Technology Division

2019 SGA General Elections

Activity By Day Report

This graph shows which day of the week has historically been most active



Activity By Day

Day	%	#
Wednesday	83%	236
Thursday	16%	45



TEXAS TECH UNIVERSITY
Information Technology Division

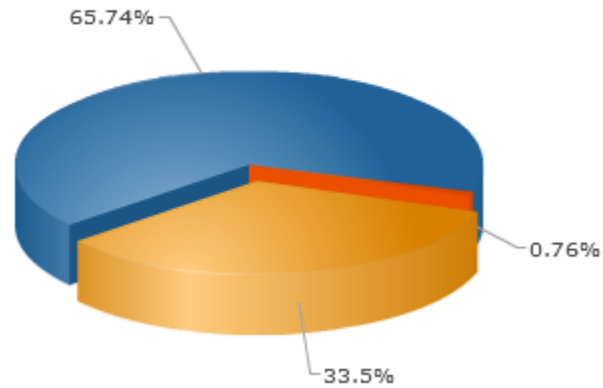
2019 SGA General Elections

Law School Senator

Total Voters: 397

Choice	View Raw Votes	Votes	Percentage
Cole Anthony Patterson		25	10%
Cameron Bush		89	36%
Karla Rosales		86	35%
Chloe Shrode		46	19%
Write-in First and Last Name		2	1%

Voter Turnout Report



Turnout

Total Voters: 397

	%	#
Voted	33.50%	133
Viewed But Not Voted	0.76%	3
No Activity	65.74%	261




TEXAS TECH UNIVERSITY
Information Technology Division

2019 SGA General Elections

Activity By Day Report

This graph shows which day of the week has historically been most active



Activity By Day

Day	%	#
Wednesday	93%	124
Thursday	6%	9



TEXAS TECH UNIVERSITY
Information Technology Division

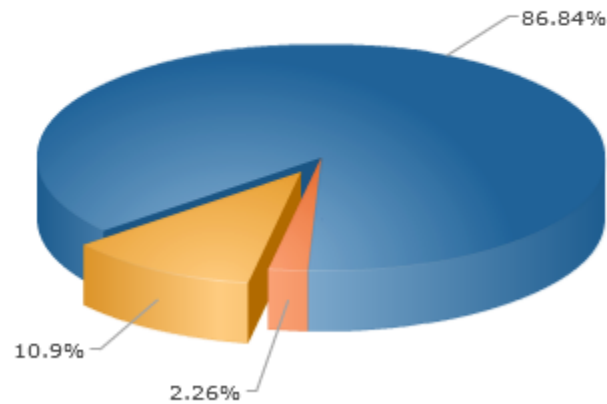
2019 SGA General Elections

College of Media and Communication Senator

Total Voters: 2037

Choice	View Raw Votes	Votes	Percentage
Catie Cooper		70	20%
Mikayla Sanders		93	26%
Grace Stark		97	27%
Kate Yarbrough		95	27%
Write-in First and Last Name		3	1%

Voter Turnout Report



Turnout

Total Voters: 2037

	%	#
Voted	10.90%	222
Viewed But Not Voted	2.26%	46
No Activity	86.84%	1769

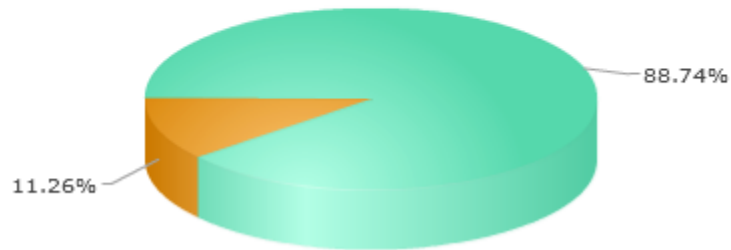


TEXAS TECH UNIVERSITY
Information Technology Division

2019 SGA General Elections

Activity By Day Report

This graph shows which day of the week has historically been most active



Activity By Day

Day	%	#
Wednesday	88%	197
Thursday	11%	25



TEXAS TECH UNIVERSITY
Information Technology Division

2019 SGA General Elections

College of Visual and Performing Arts Senator

Total Voters: 719

Choice

View Raw
Votes

Votes

Percentage

Garrett Franks



39

95%


Write-in First and Last Name



2

5%

Voter Turnout Report



Turnout

Total Voters: 719

	%	#
Voted	5.84%	42
Viewed But Not Voted	0.14%	1
No Activity	94.02%	676

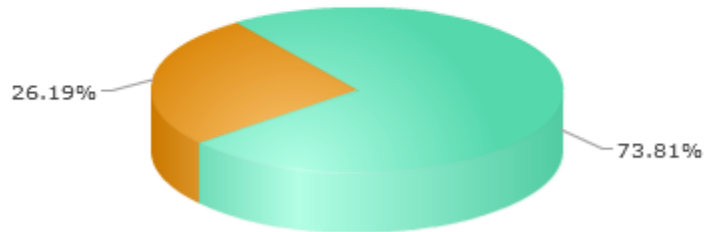


TEXAS TECH UNIVERSITY
Information Technology Division

2019 SGA General Elections

Activity By Day Report

This graph shows which day of the week has historically been most active



Activity By Day

Day	%	#
Wednesday	73%	31
Thursday	26%	11