



TEXAS TECH UNIVERSITY

Information Technology Division

2020 SGA General Elections

Title	Votes Cast Today	Total Votes Cast	Total Eligible Voters	Voter Turnout (%)
2020 Spring SGA Election: Individual College Senator - UN	0	125	2557	4.89%
2020 Spring SGA Election: Individual College Senator - VP	0	60	736	8.15%
2020 Spring SGA Election: Individual College Senator - MC	0	499	2195	22.73%
2020 Spring SGA Election: Individual College Senator - LW	0	95	385	24.68%
2020 Spring SGA Election: Individual College Senator - HS	0	433	2736	15.83%
2020 Spring SGA Election: Honors College	0	362	1441	25.12%
2020 Spring SGA Election: Individual College Senator - GR	0	165	6093	2.71%
2020 Spring SGA Election: Individual College Senator - EN	0	513	4079	12.58%
2020 Spring SGA Election: Individual College Senator - ED	0	153	753	20.32%
2020 Spring SGA Election: Individual College Senator - BA	0	1144	4200	27.24%
2020 Spring SGA Election: Individual College Senator - AS	0	1210	9091	13.31%
2020 Spring SGA Election: Individual College Senator - AR	0	81	505	16.04%
2020 Spring SGA Election: Individual College Senator - AG	0	441	2036	21.66%
2020 Spring SGA General Election	0	4760	35470	13.42%

Note: The 'Total Eligible Voters' for the 2020 Spring SGA General Election ballot increased by 1 since we added a test voter to the ballot to test the 'Invalid PassCode' issue. This would not affect the voting results.



TEXAS TECH UNIVERSITY
Information Technology Division

2020 SGA General Elections

Senator-At-Large

Senator At-Large			
Total Voters:35469			
Choice	View Raw Votes	Votes	Percentage
Garrett Abeel		526	3%
Faisal Al-Hmoud		654	3%
Christopher Allen		284	1%
Rolando Bernal		583	3%
Asia Clark		338	2%
Blaire Crump		534	3%
Matthew Davison		139	1%
Jacob DeGeurin		452	2%
Avery Dish		524	3%
Matt Fouse		611	3%
Lea Garcia		502	2%
Juan C. Gonzalez		426	2%
Kristian Hart		504	2%
Hunter Heck		1454	7%
DeAndre Johns		592	3%
Audrey Johnson		252	1%
Cianney Leija		386	2%
Macy Massey		658	3%
Charlie McBride		460	2%
Josh Morrison		389	2%
Ramaeus Nah		400	2%
Ashlynn Neumayer		625	3%
Erin Pellet		512	2%
Addi Peters		686	3%



TEXAS TECH UNIVERSITY
Information Technology Division

2020 SGA General Elections

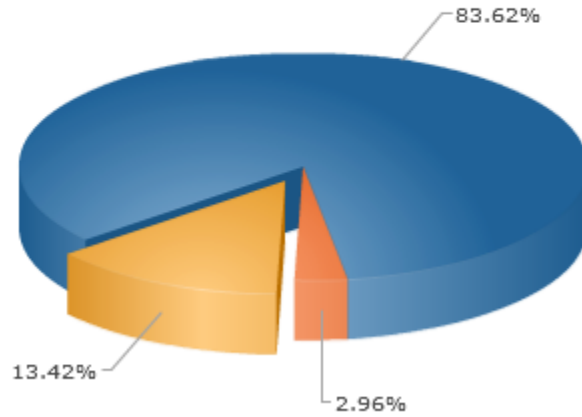
Oluwamuyiwa Peters		430		2%
Ashley Peters		609		3%
Haley Pratt		941		5%
Sarah Robertson		538		3%
Darce Ross		545		3%
Abby Schnagl		351		2%
Emily Shriner		607		3%
Kendal Snuggs		646		3%
Channing Wicks		1110		5%
Darbi Williams		525		3%
Nicole Wingard		619		3%
Kate Yarbrough		640		3%
Max Raymond		598		3%
Write-in First and Last Name		140		1%



TEXAS TECH UNIVERSITY
Information Technology Division

2020 SGA General Elections

Voter Turnout Report



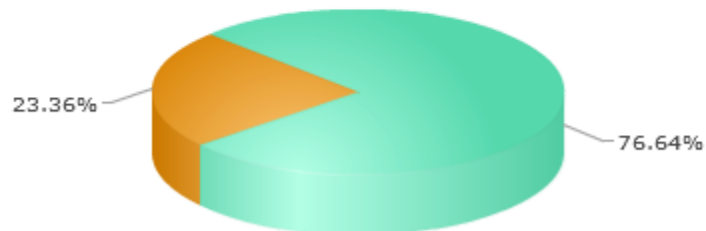
Turnout

Total Voters: 35469

	%	#
Voted	13.42%	4760
Viewed But Not Voted	2.96%	1051
No Activity	83.62%	29658

Activity By Day Report

This graph shows which day of the week has historically been most active



Activity By Day

Day	%	#
Wednesday	76%	3648
Thursday	23%	1112



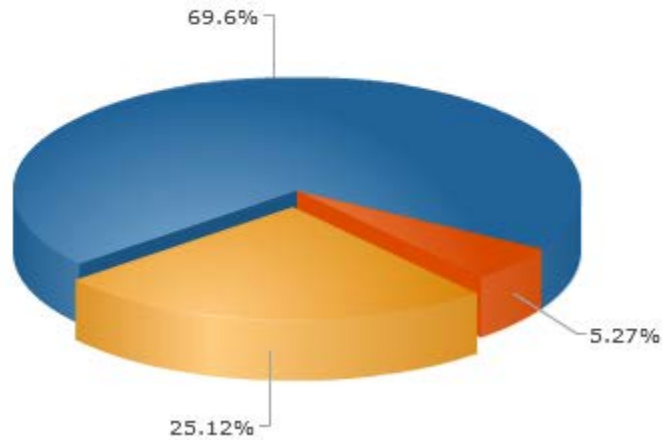
TEXAS TECH UNIVERSITY
Information Technology Division

2020 SGA General Elections

Honors College Senator

Senator			
Total Voters:1441			
Choice	View Raw Votes	Votes	Percentage
Aliyah Eforte		129	24%
India Holder		54	10%
Thomas McGill		48	9%
Neil Patel		180	34%
Anna Wilson		95	18%
Write-in First and Last Name		25	5%

Voter Turnout Report



Turnout

Total Voters: 1441

	%	#
Voted	25.12%	362
Viewed But Not Voted	5.27%	76
No Activity	69.60%	1003

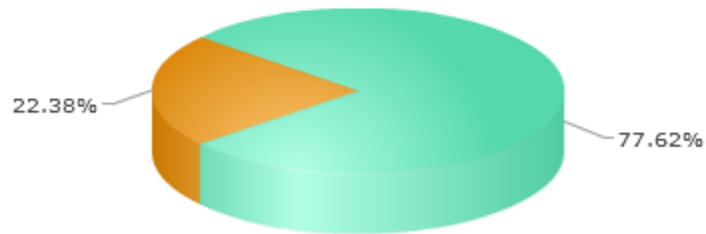


TEXAS TECH UNIVERSITY
Information Technology Division

2020 SGA General Elections

Activity By Day Report

This graph shows which day of the week has historically been most active



Activity By Day

Day	%	#
Wednesday	77%	281
Thursday	22%	81



TEXAS TECH UNIVERSITY
Information Technology Division

2020 SGA General Elections

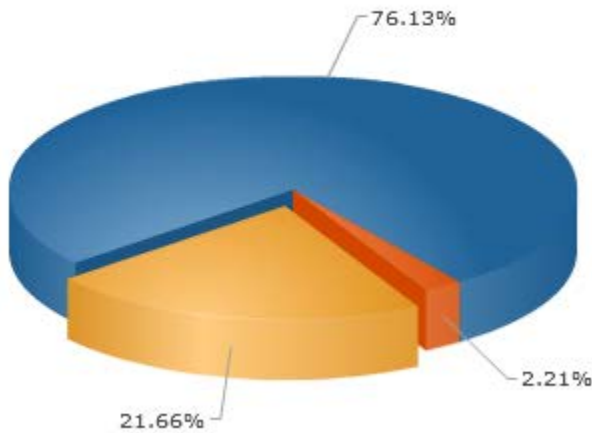
Individual College Senators

College of Agriculture and Natural Resources Senator

Total Voters: 2036

Choice	View Raw Votes	Votes	Percentage
Taylin Antonick		199	16%
Alexis Everett		68	6%
Hunter Harris		157	13%
Steven Iida		181	15%
Sarah McCormack		214	18%
Chance Mitchell		165	14%
Kyle Ridenour		13	1%
Sage Wilbanks		143	12%
Caitlin Williams		68	6%
Write-in First and Last Name		4	0%

Voter Turnout Report



Turnout

Total Voters: 2036

	%	#
Voted	21.66%	441
Viewed But Not Voted	2.21%	45
No Activity	76.13%	1550

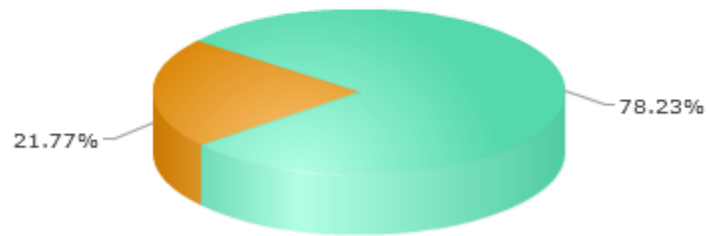


TEXAS TECH UNIVERSITY
Information Technology Division

2020 SGA General Elections

Activity By Day Report

This graph shows which day of the week has historically been most active



Activity By Day

Day	%	#
Wednesday	78%	345
Thursday	21%	96

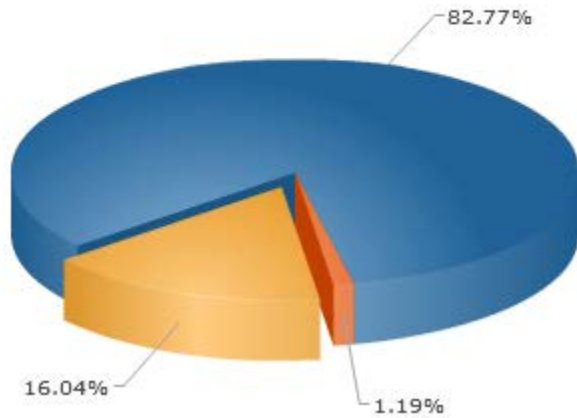


TEXAS TECH UNIVERSITY
Information Technology Division

2020 SGA General Elections

College of Architecture Senator			
Total Voters: 505			
Choice	View Raw Votes	Votes	Percentage
Jacob Durisseau		16	15%
Megan Reynolds		54	50%
Jamie Treadwell		38	35%
Write-in First and Last Name		0	0%

Voter Turnout Report



Turnout

Total Voters: 505

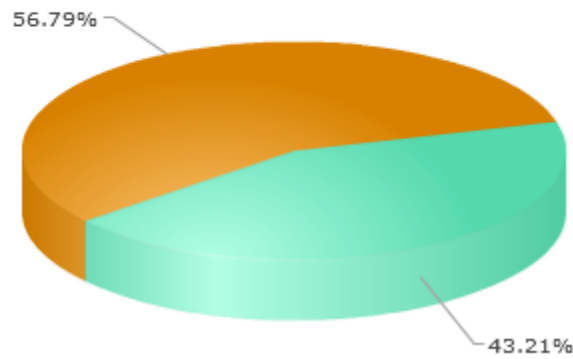
	%	#
Voted	16.04%	81
Viewed But Not Voted	1.19%	6
No Activity	82.77%	418



TEXAS TECH UNIVERSITY
Information Technology Division

2020 SGA General Elections

Activity By Day Report
This graph shows which day of the week has historically been most active



Activity By Day

Day	%	#
Wednesday	43%	35
Thursday	56%	46



TEXAS TECH UNIVERSITY
Information Technology Division

2020 SGA General Elections

College of Arts and Sciences Senator			
Total Voters:9090			
Choice	View Raw Votes	Votes	Percentage
Christy Adejokun		113	3%
Mohamad Altabaa		123	3%
Natalie Benavides		144	4%
Bryn Lewis Brakeley		121	3%
Angela Bui		148	4%
Maggie Campbell		133	3%
Montana Chandler		137	3%
Marley Gamble		118	3%
Avery Garcia		148	4%
Stone Garza		42	1%
Gabriella Ghandour		165	4%
Orin Gotchey		98	2%
Isaac Griffin		167	4%
Andrew Grissom		96	2%
Collin Guilbeau		151	4%
Dawson Hebert		95	2%
Caraline Highsmith		61	1%
Nicholas Hines		88	2%
Andrew Ibrahim		184	5%
Allee Kimmey		102	3%
Kora Kolle		143	4%
Nataly Mendoza		99	2%
Abigail Morgan		157	4%
Addison Nichols		122	3%
Kirrah Powell		144	4%

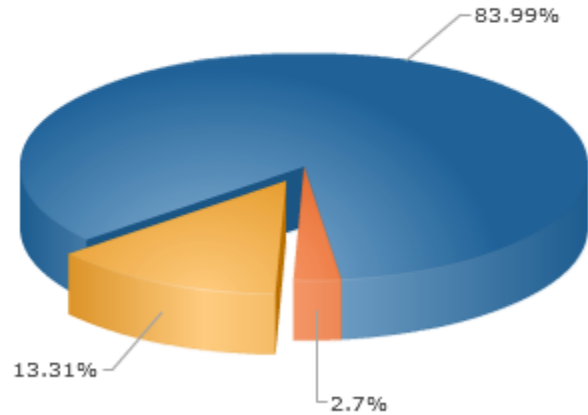


TEXAS TECH UNIVERSITY
Information Technology Division

2020 SGA General Elections

Donovan Satchell		135		3%
Noah Schafer		127		3%
Ashley Smith		149		4%
Hannah Smith		170		4%
Christina Stehling		100		2%
McCann Turner		138		3%
Jacqueline Villalobos		136		3%
Write-in First and Last Name		17		0%

Voter Turnout Report



Turnout

Total Voters: 9090

	%	#
Voted	13.31%	1210
Viewed But Not Voted	2.70%	245
No Activity	83.99%	7635

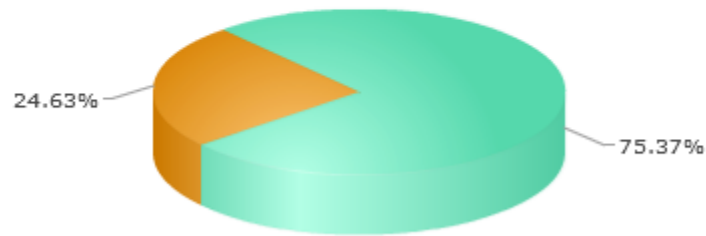


TEXAS TECH UNIVERSITY
Information Technology Division

2020 SGA General Elections

Activity By Day Report

This graph shows which day of the week has historically been most active



Activity By Day

Day	%	#
Wednesday	75%	912
Thursday	24%	298



TEXAS TECH UNIVERSITY
Information Technology Division

2020 SGA General Elections

Rawls College of Business Administration Senator

Total Voters: 4200

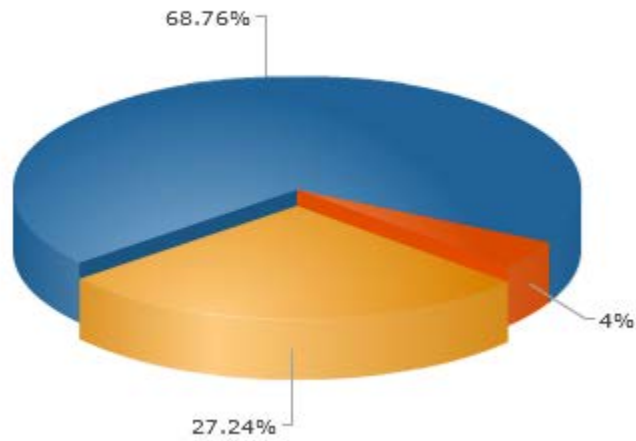
Choice	View Raw Votes	Votes	Percentage
Bart		181	6%
Brock Bobbora		167	5%
Hannah Campos		222	7%
Priscilla Colmenero		162	5%
Caleb Conaway		47	2%
Kathryn DeMello		184	6%
Jacob Garcia		129	4%
Jin-Joo McCain		144	5%
Ebere Nwachukwu		230	7%
Austin Phillips		250	8%
Alana Ramirez		32	1%
Cole Seely		246	8%
Lauren Somerlot		151	5%
Shaely Tarr		202	6%
Mia Wagner		299	10%
Grace Weinberger		230	7%
Kennedy Young		213	7%
Write-in First and Last Name		42	1%



TEXAS TECH UNIVERSITY
Information Technology Division

2020 SGA General Elections

Voter Turnout Report



Turnout

Total Voters: 4200

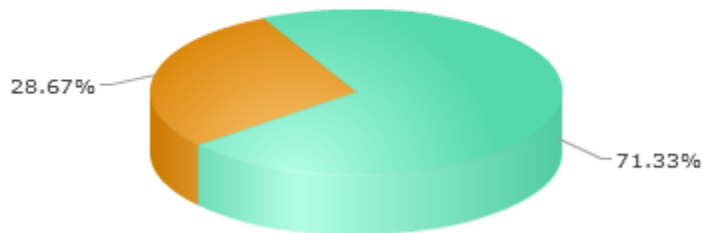
	%	#
Voted	27.24%	1144
Viewed But Not Voted	4.00%	168
No Activity	68.76%	2888

Activity By Day Report

This graph shows which day of the week has historically been most active

Activity By Day

Day	%	#
Wednesday	71%	816
Thursday	28%	328



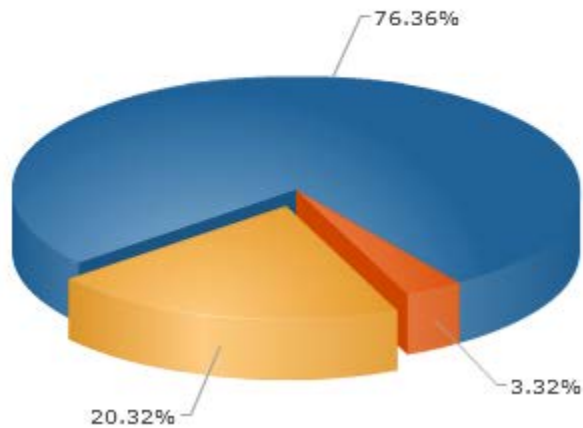


TEXAS TECH UNIVERSITY
Information Technology Division

2020 SGA General Elections

College of Education Senator			
Total Voters: 753			
Choice	View Raw Votes	Votes	Percentage
Kimberly Laker		55	23%
Kristen Meadows		40	17%
Liz Moore		41	17%
Maggie Phillips		36	15%
Miranda Schiller		64	27%
Write-in First and Last Name		0	0%

Voter Turnout Report



Turnout

Total Voters: 753

	%	#
Voted	20.32%	153
Viewed But Not Voted	3.32%	25
No Activity	76.36%	575

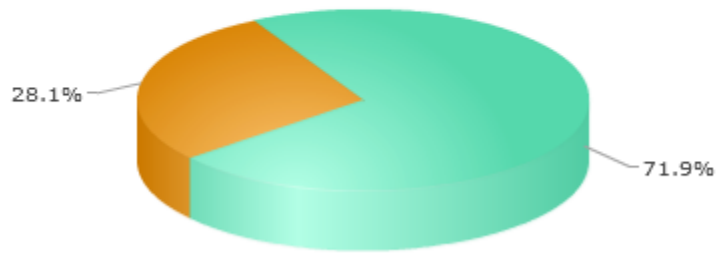


TEXAS TECH UNIVERSITY
Information Technology Division

2020 SGA General Elections

Activity By Day Report

This graph shows which day of the week has historically been most active



Activity By Day

Day	%	#
Wednesday	71%	110
Thursday	28%	43

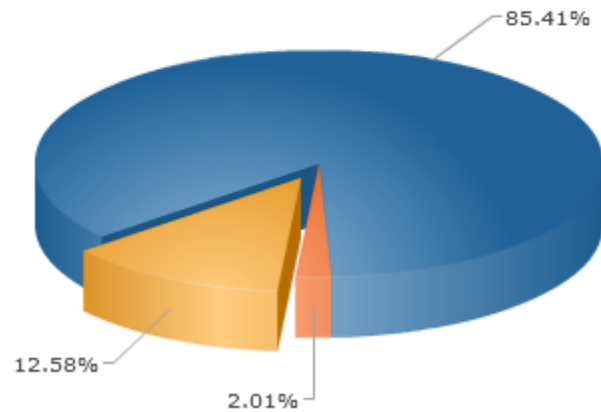


TEXAS TECH UNIVERSITY
Information Technology Division

2020 SGA General Elections

College of Engineering Senator			
Total Voters: 4078			
Choice	View Raw Votes	Votes	Percentage
Brook Bowman		139	13%
Tuni Karanja		111	10%
Derek Luna		121	11%
Taylor Mattison		166	15%
Billy Jack McVey		115	11%
Adam Moore		154	14%
Eric Traves		63	6%
Brianna Wilkerson		96	9%
Joey Wood		91	8%
Write-in First and Last Name		20	2%

Voter Turnout Report



Turnout

Total Voters: 4078

	%	#
Voted	12.58%	513
Viewed But Not Voted	2.01%	82
No Activity	85.41%	3483

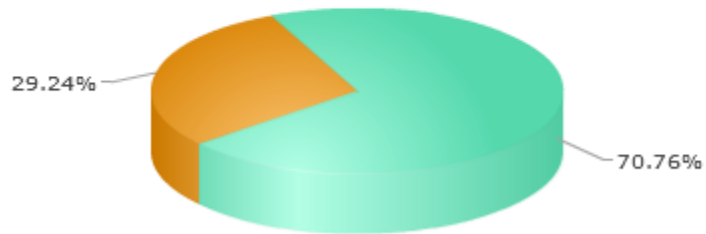


TEXAS TECH UNIVERSITY
Information Technology Division

2020 SGA General Elections

Activity By Day Report

This graph shows which day of the week has historically been most active



Activity By Day

Day	%	#
Wednesday	70%	363
Thursday	29%	150



TEXAS TECH UNIVERSITY
Information Technology Division

2020 SGA General Elections

Graduate School Senator


Total Voters: 6093

Choice	View Raw Votes	Votes	Percentage
Jordan Bell		48	13%
Jon Bishop		42	11%
Lawrence Chamunorwa		26	7%
Aries Vi Do		21	5%
Hayden Gonzales		32	8%
Sofia Brizuela Obando		64	17%
Kenyan Medley		20	5%
Michael Otieno Okumu		53	14%
Charles L. Ramey, II		63	16%
Write-in First and Last Name		14	4%

Voter Turnout Report

Turnout

Total Voters: 6093



	%	#
Voted	2.71%	165
Viewed But Not Voted	0.85%	52
No Activity	96.44%	5876

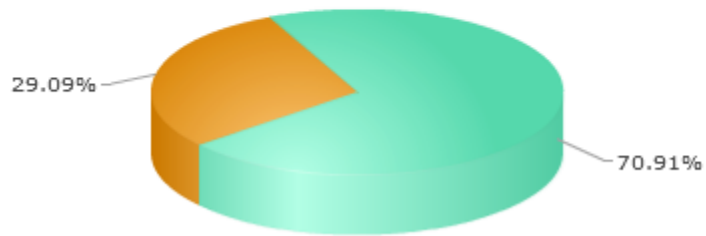


TEXAS TECH UNIVERSITY
Information Technology Division

2020 SGA General Elections

Activity By Day Report

This graph shows which day of the week has historically been most active



Activity By Day

Day	%	#
Wednesday	70%	117
Thursday	29%	48



TEXAS TECH UNIVERSITY
Information Technology Division

2020 SGA General Elections

College of Human Sciences Senator

Total Voters: 2736

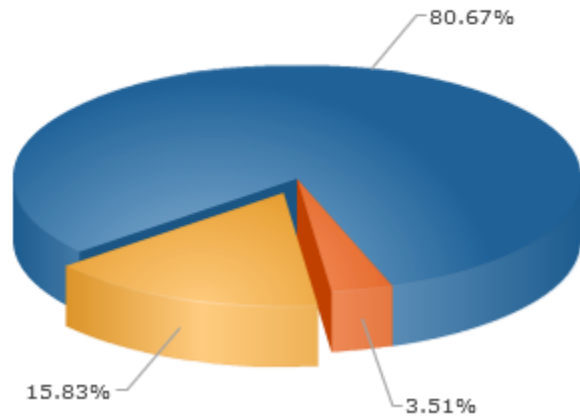
Choice	View Raw Votes	Votes	Percentage
Caroline Feezel		107	11%
Maegon Flores		19	2%
Lauren Brown		100	10%
Ashlynn Gaines		114	11%
Disha Ganjgunte		59	6%
Daniela Garcia		31	3%
Maggie Jacobs		117	12%
Sydney LaSelle		75	8%
Chidera Ndubuisi		79	8%
Alleigh Netz		41	4%
Ariel Ortiz		35	4%
Savannah Pannell		34	3%
Shelly Pineda		53	5%
Kaleigh Schmidt		51	5%
Amanda Terrill		84	8%
Write-in First and Last Name		1	0%



TEXAS TECH UNIVERSITY
Information Technology Division

2020 SGA General Elections

Voter Turnout Report



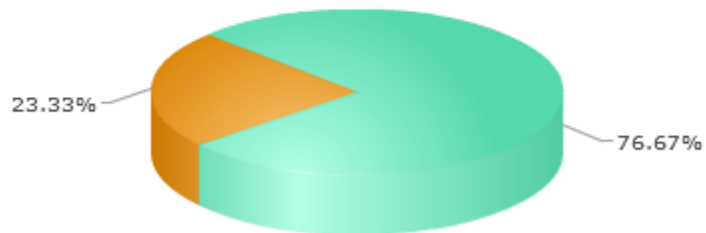
Turnout

Total Voters: 2736

	%	#
Voted	15.83%	433
Viewed But Not Voted	3.51%	96
No Activity	80.67%	2207

Activity By Day Report

This graph shows which day of the week has historically been most active



Activity By Day

Day	%	#
Wednesday	76%	332
Thursday	23%	101



TEXAS TECH UNIVERSITY
Information Technology Division

2020 SGA General Elections

Law School Senator

Total Voters: 385

Choice

Connor Allen

Write-in First and Last Name

View Raw
Votes

Votes

Percentage



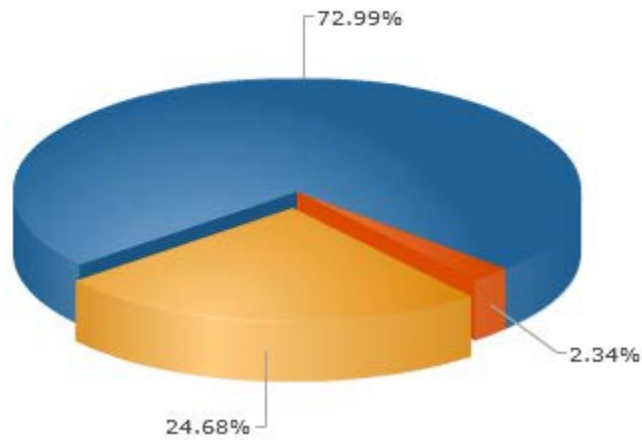
44



69



Voter Turnout Report



Turnout

Total Voters: 385

	%	#
Voted	24.68%	95
Viewed But Not Voted	2.34%	9
No Activity	72.99%	281

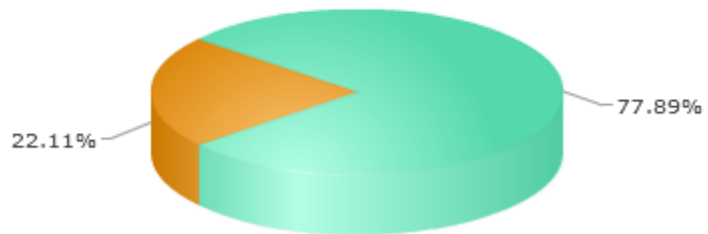


TEXAS TECH UNIVERSITY
Information Technology Division

2020 SGA General Elections

Activity By Day Report

This graph shows which day of the week has historically been most active



Activity By Day

Day	%	#
Wednesday	77%	74
Thursday	22%	21

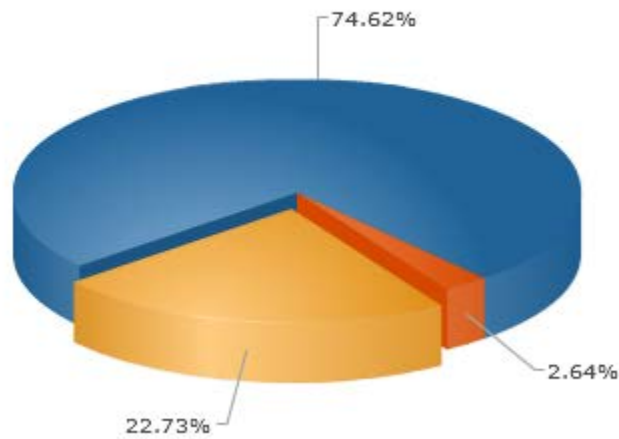


TEXAS TECH UNIVERSITY
Information Technology Division

2020 SGA General Elections

College of Media and Communication Senator			
Total Voters: 2195			
Choice	View Raw Votes	Votes	Percentage
Alyson Ashby		69	7%
Catie Cooper		83	8%
Emma Dolgin		134	14%
Faith Douglass		113	11%
Mikayla Holmes		24	2%
Mabry Payne		112	11%
Tatum Plas		82	8%
Brinkley Rash		87	9%
Grace Stark		77	8%
Emily Tyson		119	12%
Chaz Wright		77	8%
Write-in First and Last Name		7	1%

Voter Turnout Report



Turnout

Total Voters: 2195

	%	#
Voted	22.73%	499
Viewed But Not Voted	2.64%	58
No Activity	74.62%	1638

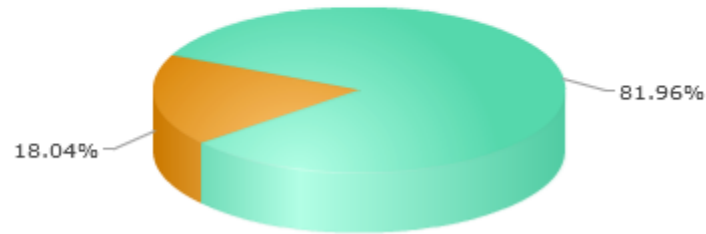


TEXAS TECH UNIVERSITY
Information Technology Division

2020 SGA General Elections

Activity By Day Report

This graph shows which day of the week has historically been most active



Activity By Day

Day	%	#
Wednesday	81%	409
Thursday	18%	90



TEXAS TECH UNIVERSITY
Information Technology Division

2020 SGA General Elections

University Studies Senator

Total Voters: 2557

Choice

View Raw Votes Votes Percentage

Cole White



83



70%

Florian Willfort



29



25%

Write-in First and Last Name



6

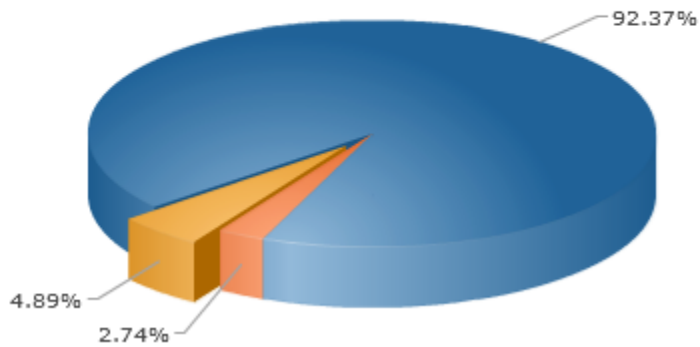


5%

Voter Turnout Report

Turnout

Total Voters: 2557



	%	#
Voted	4.89%	125
Viewed But Not Voted	2.74%	70
No Activity	92.37%	2362




TEXAS TECH UNIVERSITY
Information Technology Division

2020 SGA General Elections

Activity By Day Report

This graph shows which day of the week has historically been most active



Activity By Day

Day	%	#
Wednesday	79%	99
Thursday	20%	26



TEXAS TECH UNIVERSITY
Information Technology Division

2020 SGA General Elections

College of Visual and Performing Arts Senator

Total Voters: 736

Choice

View Raw
Votes

Votes

Percentage

Hope Cooksey



31

45%

Alyssa Lebron



38

55%

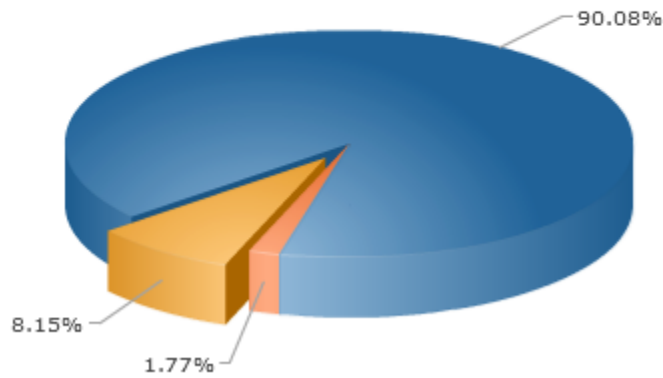
Write-in First and Last Name



0

0%

Voter Turnout Report



Turnout

Total Voters: 736

	%	#
Voted	8.15%	60
Viewed But Not Voted	1.77%	13
No Activity	90.08%	663

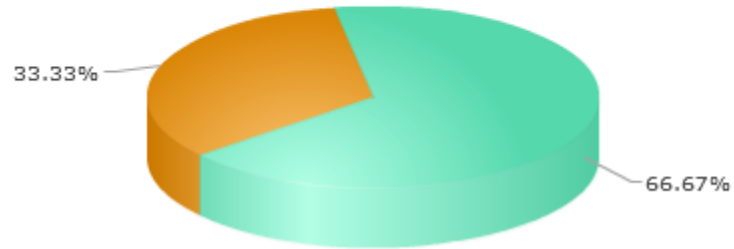


TEXAS TECH UNIVERSITY
Information Technology Division

2020 SGA General Elections

Activity By Day Report

This graph shows which day of the week has historically been most active



Activity By Day

Day	%	#
Wednesday	66%	40
Thursday	33%	20